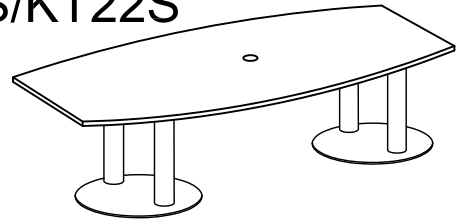




Montageanleitung: Konferenztisch KT28S/KT22S

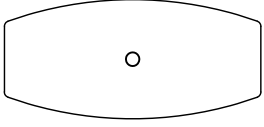
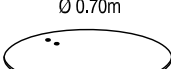
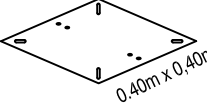





Sie benötigen:



1 x SW_ (liegt bei)



<p>1 x (A) Tischplatte</p>  <p>L PL28 / L PL28</p>	<p>2 x (B)</p>  <p>Ø 0.70m LSTFP70</p>	<p>2 x (C)</p>  <p>0.40m x 0.40m 12 x Gleiter</p>	<p>4 x (D)</p>  <p>LSTFS70 Ø 0,076</p>	<p>16 x (E)</p>  <p>M10 x 25mm</p>	<p>16 x (F)</p>  <p>6,3 x 19mm</p>
--	--	---	---	--	--

1

je 2 x **(D)**

je 1 x **(B)**

je 4 x **(E)** (M10 x 25)

2

je **(E)** x 4

je **(C)** x 1

je **(D)** x 2

je 6 x Filz-Gleiter

3

(A) + [Base Assembly] = [Final Table]

8 x **(F)**