

# 『Telescopic Stretching Fence』

## Assembly Instruction



**Please observe always CAUTION For safety on the use.**

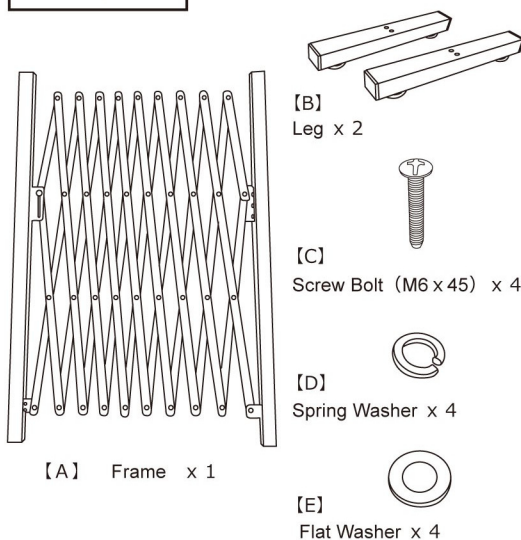
- This fence is useful as a divider, privacy screen, trellis and more.
- This product is for general household.
- Please do not install, such as near the location, incinerators fire that criticism is falling together is a strong location, strong shock, vibration and snow.
- Strong winds, when wind and rain, such as a typhoon is strong, such as when you are in a long period of time away, please keep temporarily remove the body. This product is falling, and damaged and cause an accident.
- Please do not absolutely processing or modify this product. There is a risk that causes a serious accident.
- This product or processing and remodeling, so you can not assume any liability for the original failure, failure, damage and accidents that have occurred with the use of other purposes, please note.
- Please don't hang anything on this product, please do not apply a load. Please be careful children do not play with this product. This product is falling, and damaged and cause an accident.
- Please do not hook the other things such as a planter to fence part. Falling by the cause of such injuries.
- During assembly and expansion and contraction, etc., please always grasp the pillar part is when that moving is. Please refer to the work with care because it is also the cause of the injury by the scissors finger.
- This product, please place it on a flat surface is the floor surface. Rattling, falling, will cause deformation.
- Since proceed degradation due to ultraviolet light and rain, it is recommended that you perform on a regular basis to clean.
- such as attention on the children and the instruction manual and use, to the people who can not understand the contents, please do not use.
- If the damage and cracking has been confirmed, please be discarded because of accident prevention.
- When disposing of this product, according to the instructions of the government and local governments of the region, please be disposed of in an appropriate manner.
- This product is there is a risk of falling by wind or vibration. For fall prevention, after installation, or fixed with a string struts and legs using a weight, such as a commercial block, pile, please use a fixed sure this product, such as anchor. By any chance, accident or injury in the case of a fall, and so will not assume any responsibility for the destruction of property or damage, such as an automobile, please note.



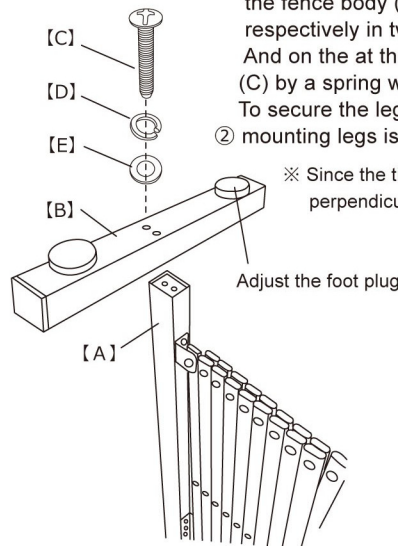
## Product maintenance

- Please perform the wipe regularly with a dry, soft cloth.
- Please check whether there is a regularly rattling and loose. Loose bolt, nut please do it again tighten.
- If the dirt is not falling, dropped the dirt with a neutral detergent diluted, please wipe the water droplets do not remain.
- Benzine and thinner, your use of such chemical cloth discoloration, please stop as they will cause discoloration.

### Description



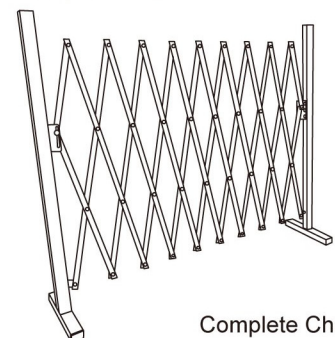
### Assembly procedure



\* Please be careful to preventing finger during assembly.

- ① Screw holes on the left and right sides of the pillar portion of the fence body (A) is it And on the people that are open respectively in two places. Leg of (B) And on the at the end with the adjuster. bolt (C) by a spring washer (D), flat washer To secure the legs and the body is put in the order of (E).
- ② mounting legs is achieved on the down.

※ Since the time of installation of anti-fall, as the pillar is perpendicular. Please adjust the adjuster.



**The assembly set is attached to the inside of the box!**