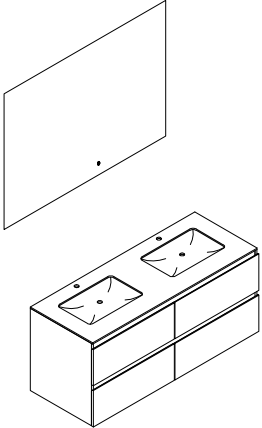
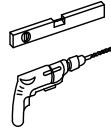











# 2666

## How to install wall mounted furniture? Installation manual guide

					
	Bathroom furniture accessories	 $\phi 20 \times 8 \text{mm} = 3$	 $\phi 10 \text{mm} = 3$	 $\phi 6 \times 70 \text{mm} = 3$	
	Mirror accessories	 $\phi 8 \text{mm} = 2$	 $\phi 5 \times 50 \text{mm} = 2$		

