

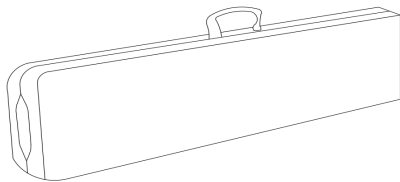
HOW TO USE

Be sure to position it stably before use.

Make sure the central locker is in LOCK condition during use, and press the central locker before you close the bench

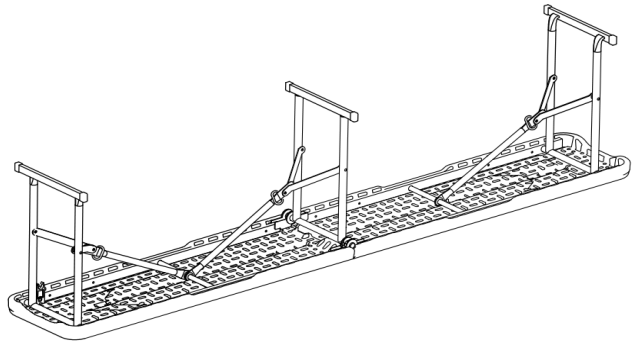
For proper maintenance, it is recommended to clean with water and neutral soap. Use a clean cloth to dry the product.

1



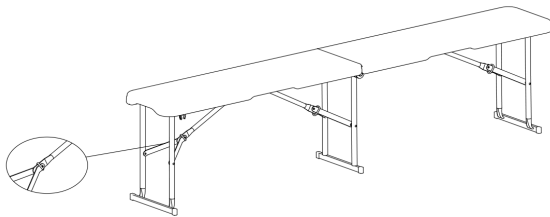
Place both hands on the opening and unfold the bench panel.

2



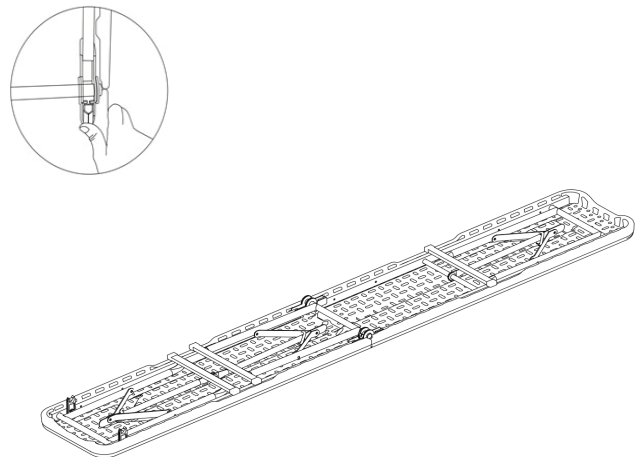
Pull each bench leg and ensure the Y-shaped support-rod is fully stretched.

3



Place the ring at the Y-shaped to support-joint to secure each bench leg.

4



To collapse the bench, repeat step 2 and 3 in reverse order. Then to fold the bench, press down on the locking mechanism found at the centre of the bench frame