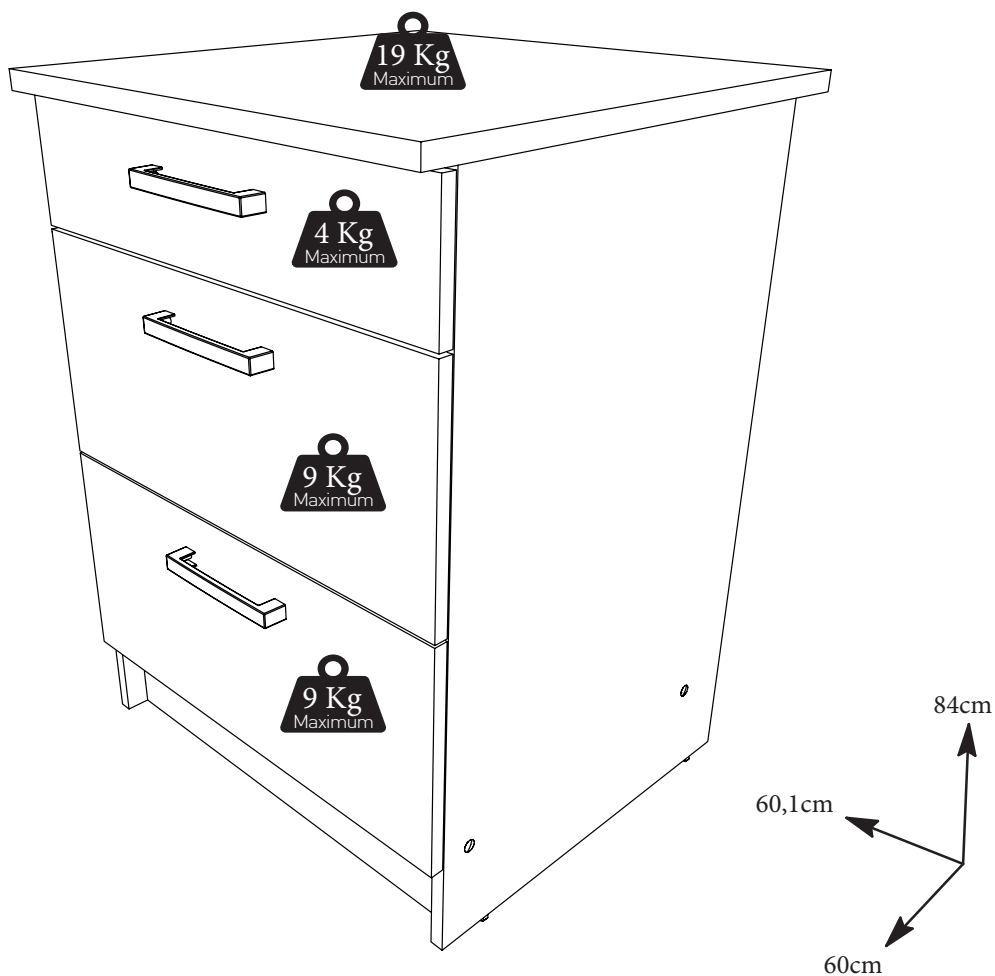




BAS DE CUISINE 60 3 TIROIRS

0850BT60



FR Remerciements :

Nous vous remercions d'avoir choisi un meuble créé et fabriqué par le Groupe Pariset et espérons qu'il vous donnera entière satisfaction.

EN Thanks:

Thank you for choosing furniture designed and manufactured by the Pariset Group.
We hope you are totally satisfied with your purchase.

DE Danksagung:

Wir danken Ihnen für den Kauf eines Frankreich von der Pariset-Gruppe entworfenen und hergestellten Möbelstücks und hoffen, dass Sie es zu Ihrer vollkommenen Zufriedenheit finden werden.

HU Köszönet:

Köszönjük, hogy a Pariset Groupe által létrehozott és gyártott bútort választott, reméljük, hogy elégedett lesz a termékkel.

PT Agradecimentos:

Obrigado por ter escolhido um móvel concebido e fabricado pelo Grupo Pariset, esperando que seja do seu inteiro agrado.

IT Ringraziamenti:

Grazie per avere scelto un mobile progettato e fabbricato dal Gruppo Pariset. Speriamo soddisfatti appieno le vostre esigenze.

NL Bedankje:

Wij bedanken u voor de aankoop van een door de Groep Pariset ontworpen en vervaardigd meubel en hopen dat u er veel plezier aan zult beleven.

CZ Poděkování:

Děkujeme, že jste si vybrali nábytek navržený a vyrobený společností Pariset Group. Doufáme, že budete svým nákupem naprosto spokojeni.

ES Agradecimientos:

Les damos las gracias por haber elegido un mueble diseñado y fabricado por el Groupe Pariset y esperamos que sea de su total agrado.

PL Podziękowania:

Dziękujemy za wybór mebli stworzonych i wyprodukowanych przez Grupę Pariset. Mamy nadzieję, że będziecie Państwo w pełni zadowoleni z zakupu.

SK Pod'akovanie:

Ďakujeme, že ste si vybrali nábytok navrhnutý a vyrobený spoločnosťou Pariset Group. Dúfame, že budete svojim nákupom absolútne spokojní.

AR شكر:

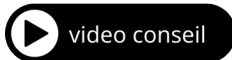
نشكركم لاختياركم هذه القطعة من الأثاث من تصميم وتصنيع مجموعة باريزو Pariset ونتمنى أن تتألف رضائكم.



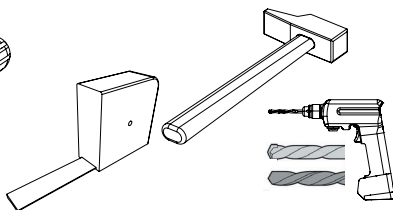
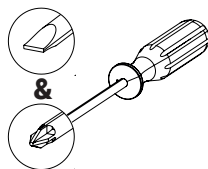
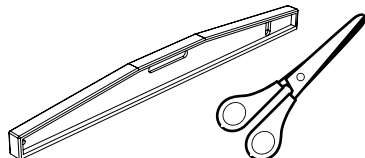
2h00

PARISOT INDUSTRIE

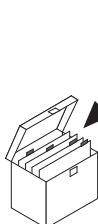
15 Avenue Jacques Pariset, 70800 Saint-Loup sur Semouse
RCS VESOUL 537 665 200 contact@pariset.com

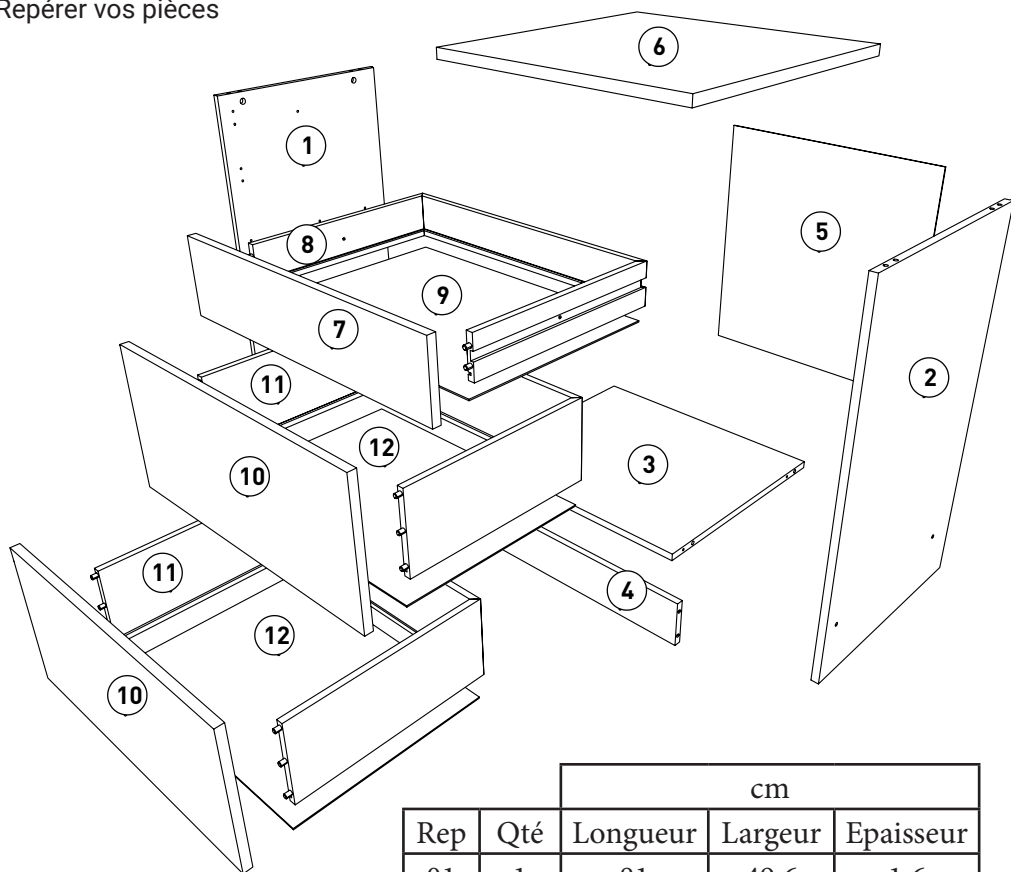


Matériel nécessaire



Conseils d'entretien




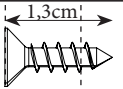

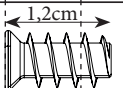

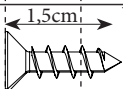

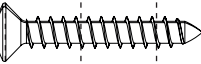

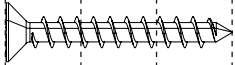






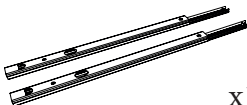



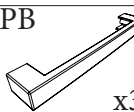

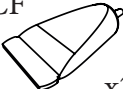
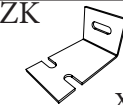



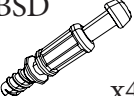
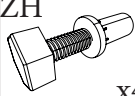


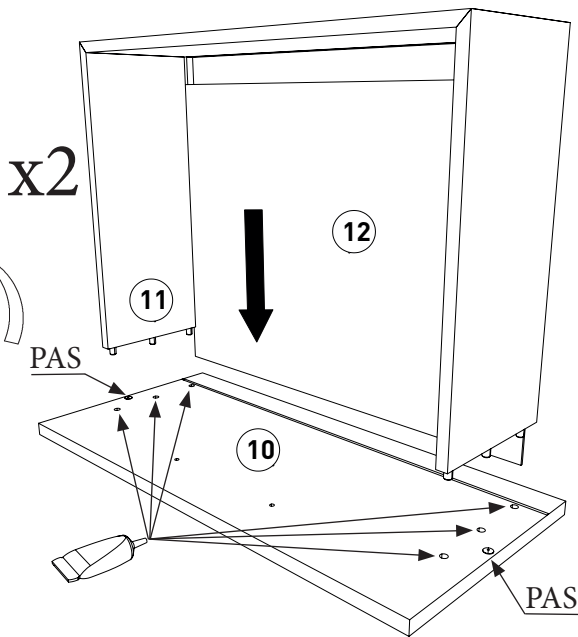
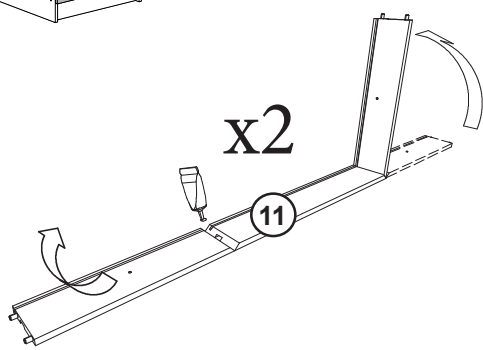
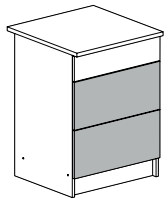
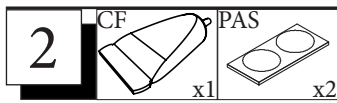
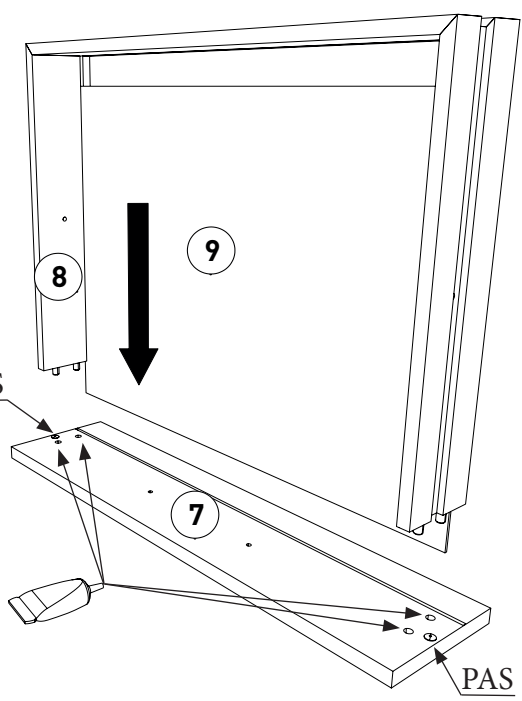
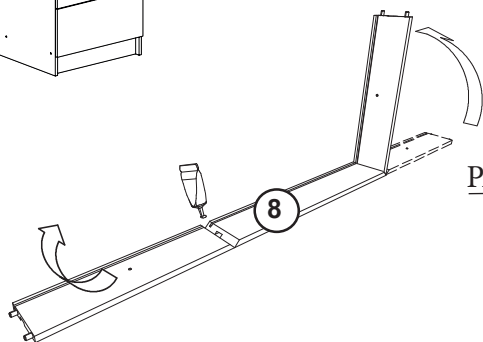
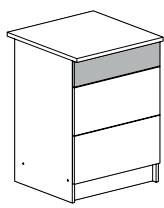
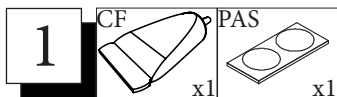
Rep	Qté	cm		
		Longueur	Largeur	Epaisseur
01	1	81	49,6	1,6
02	1	81	49,6	1,6
03	1	56,8	49,25	1,6
04	1	56,8	11	1,6
05	1	60	58,7	0,25
06	1	60,1	60	2,2
07	1	59,7	14,3	1,6
08	1	134,9	8	1,25
09	1	54,5	39,4	0,25
10	2	59,7	27,3	1,6
11	2	131,3	16	1,25
12	2	52,9	38,4	0,25

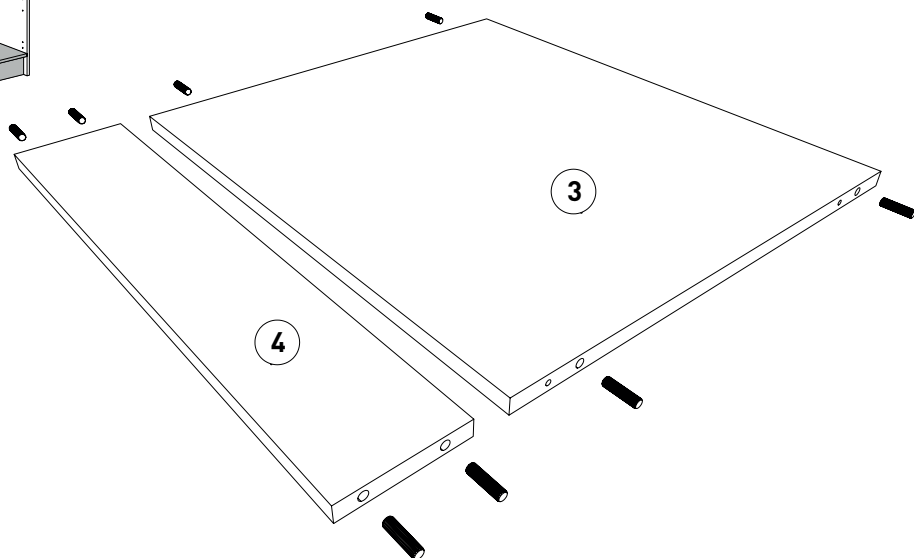
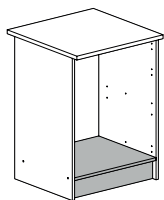
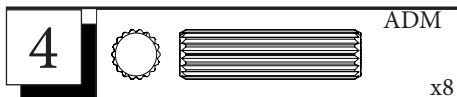
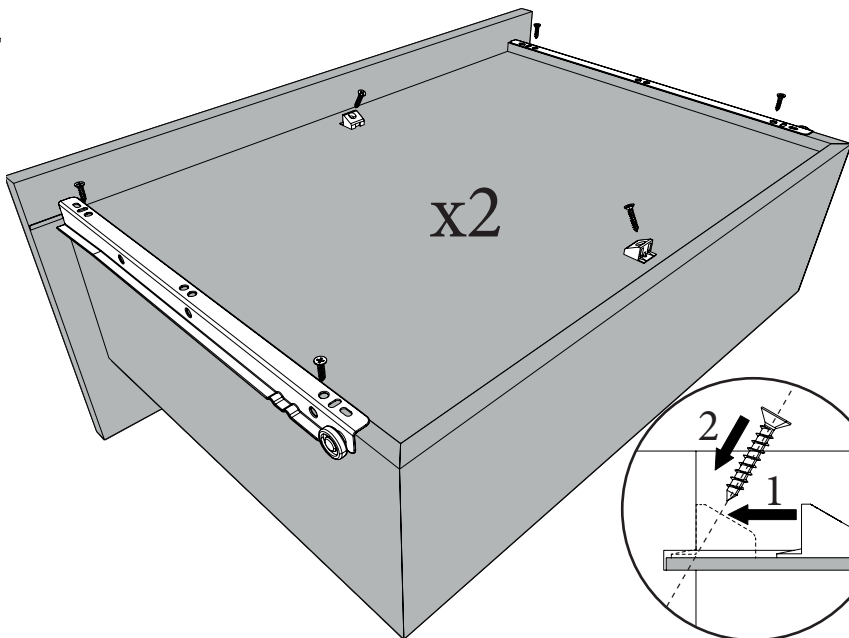
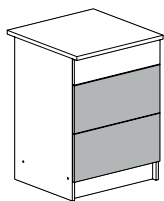
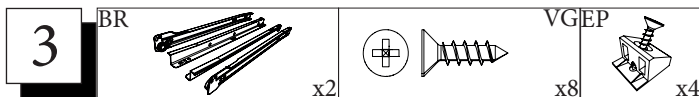


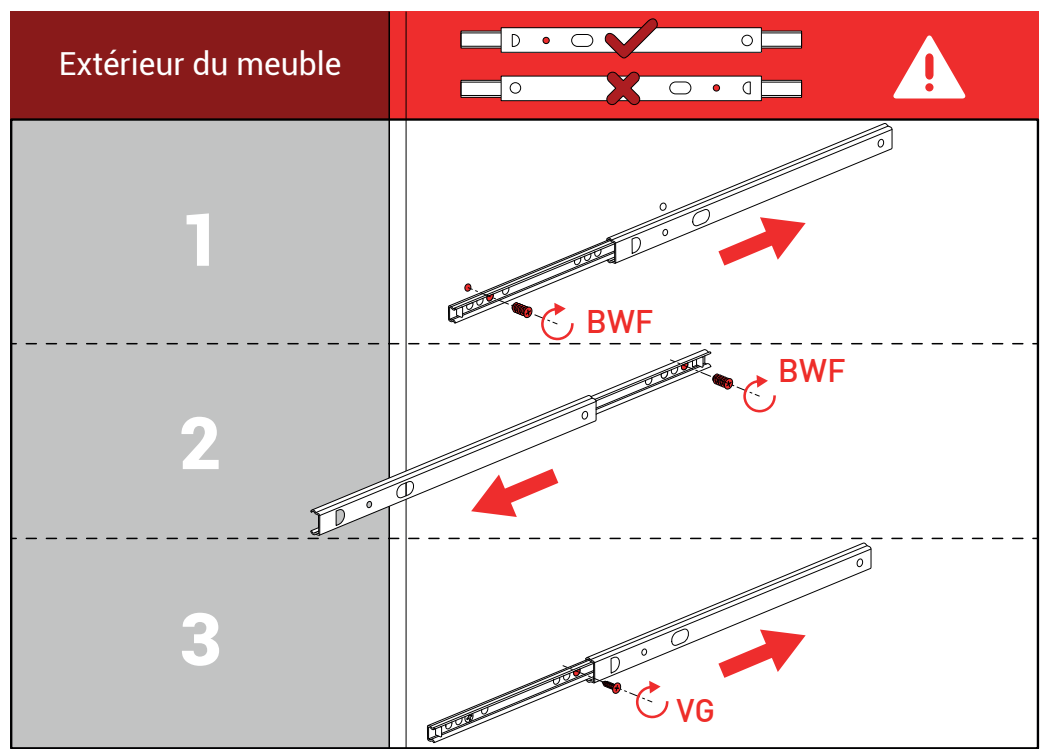
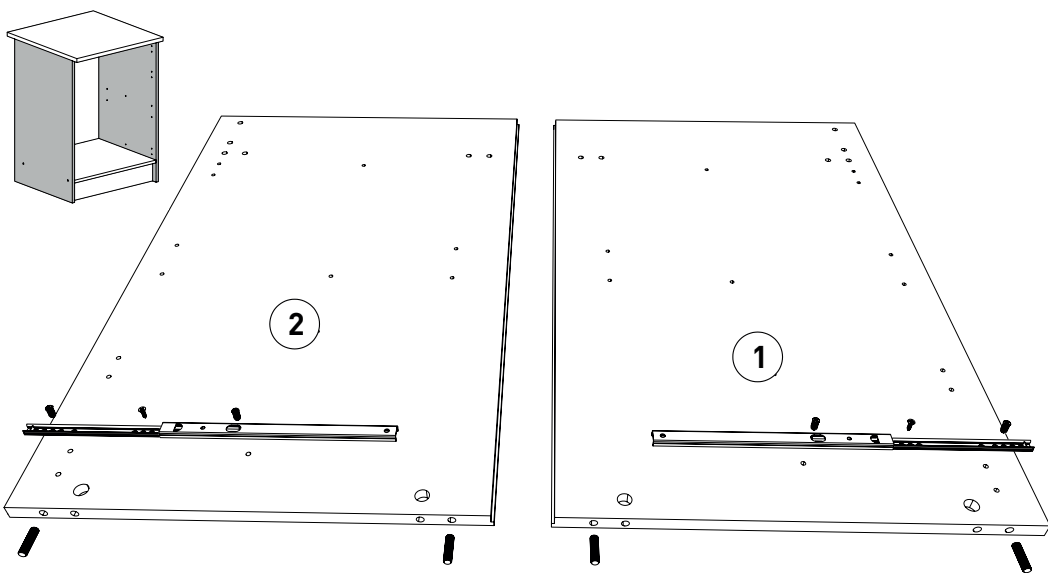
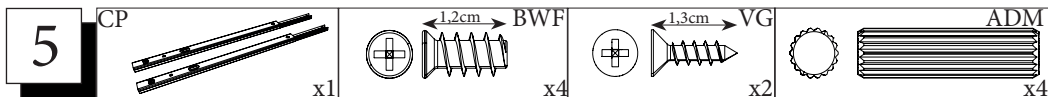
0 1cm 2 3 4 5 6

		VR	x2
		VG	x14
		BWF	x12
		VAF8	x2
		VTB5	x6
		WF	x2
		ADM	x12
		HW	x4

			CP	x1
			BR	x2
			HV	x1
			PA	x12
			PB	x3
			PAS	x3
			ZK	x1
			WA	x4
			EP	x4
			AI	x4
			BSD	x4
			ZH	x4

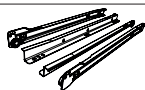






6

BR

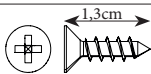


x2



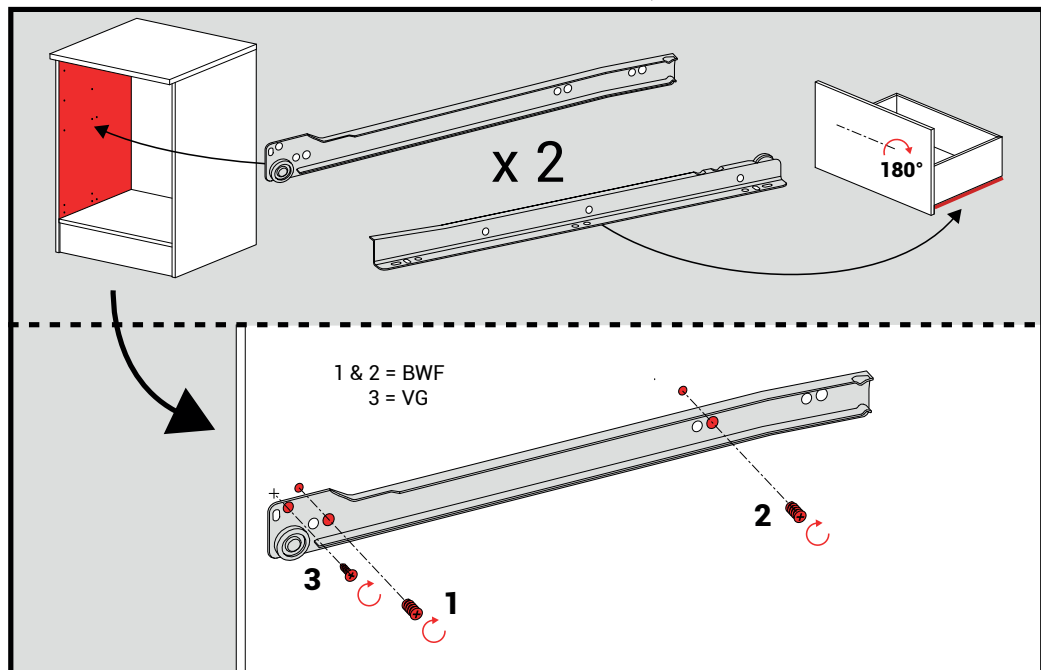
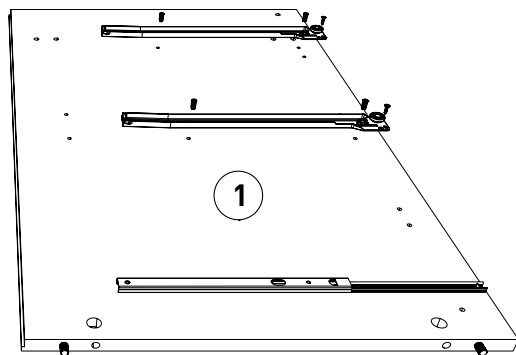
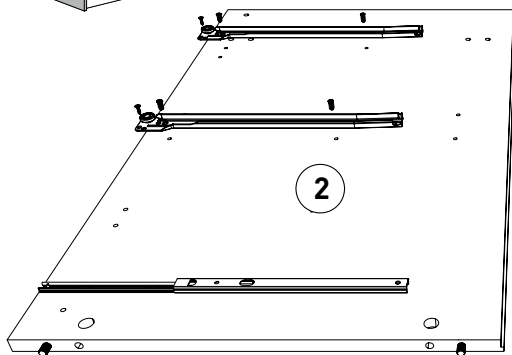
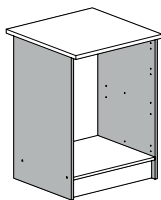
BWF

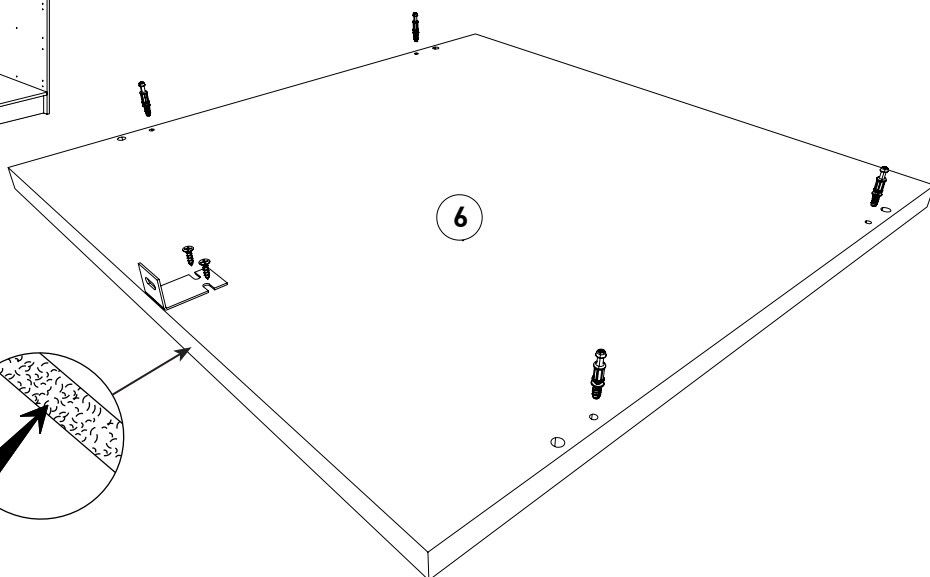
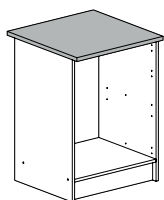
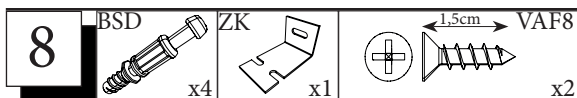
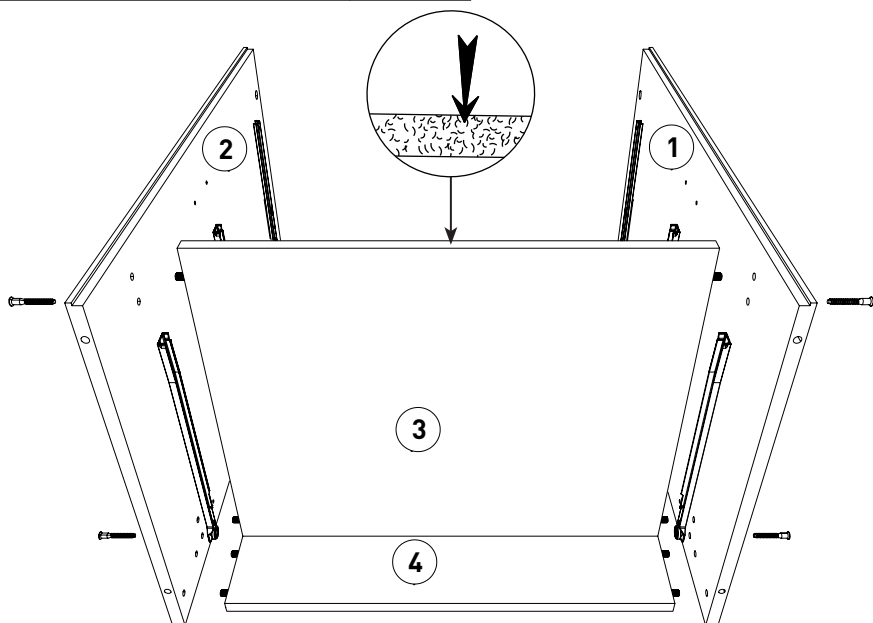
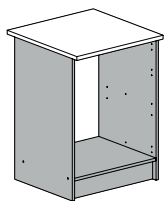
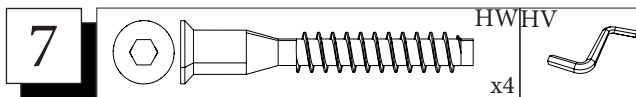
x8

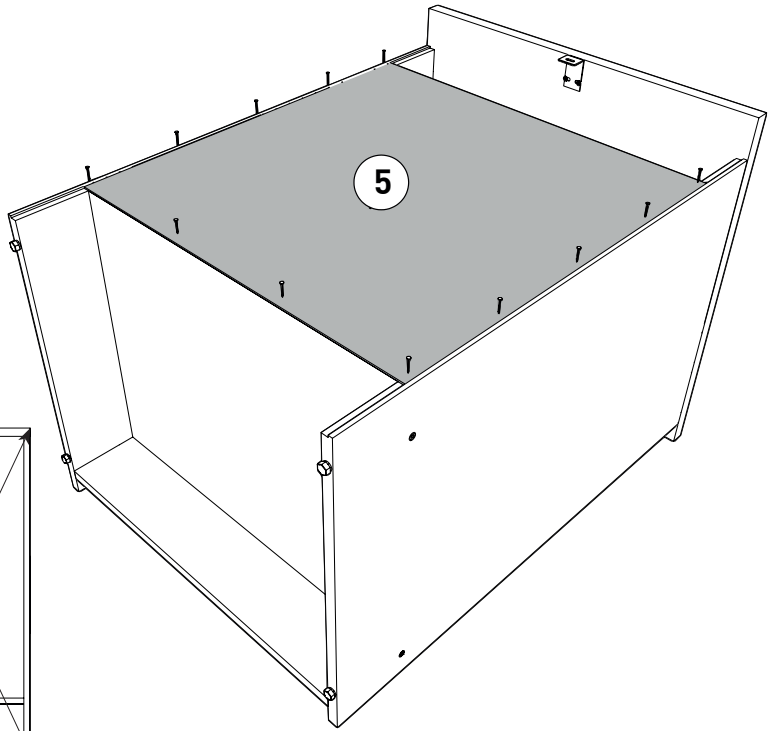
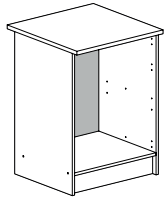

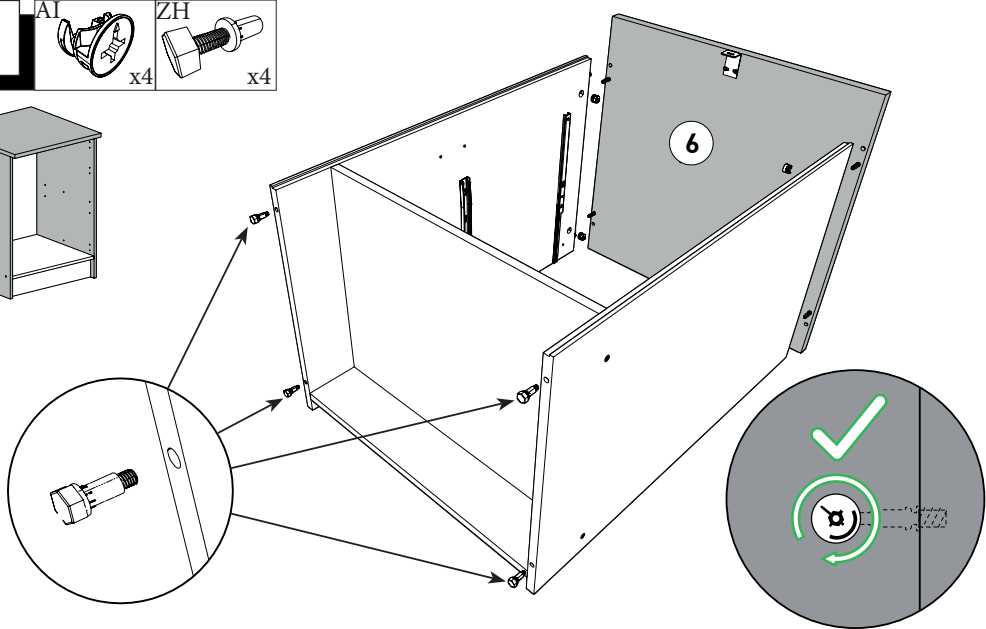
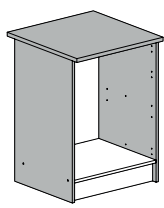
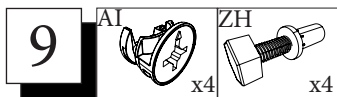


VG

x4






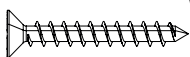


FR- Mesurer les diagonales du meuble pour vérifier l'équerrage. La mesure doit être identique.

EN- Measure the diagonals of the piece of furniture to check for straightening. The measurement must be identical.

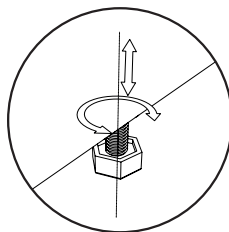
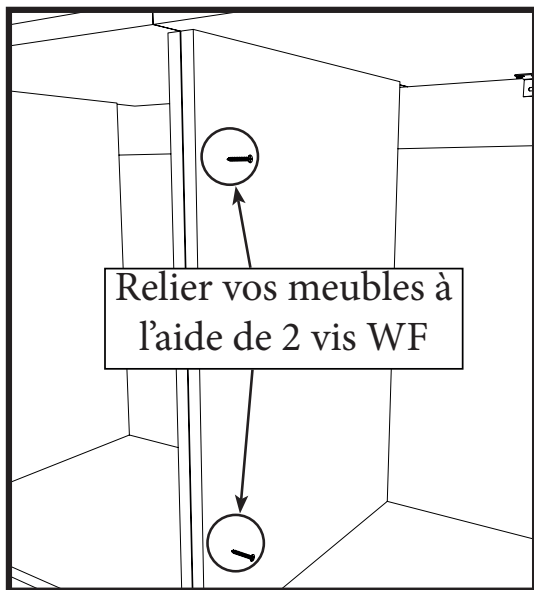
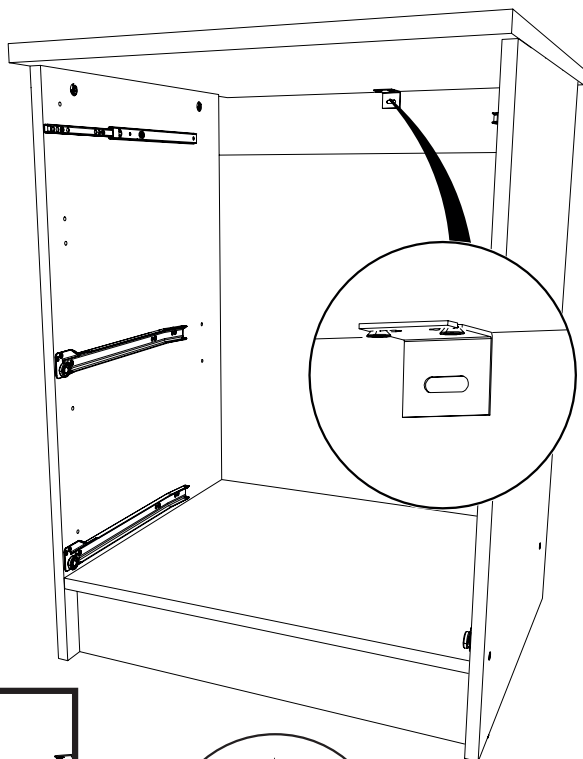


11



WF

x2



FR-Pour votre sécurité : Fixation du meuble au mur.

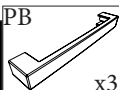
Attention, la fixation doit être réalisée par une personne compétente car cela nécessite des chevilles adaptées à la nature de votre mur.

EN-For your safety : the unit should be secured to the wall.

NB this should be carried out by a competent person as you must use the right rawl plug for your type of wall.

12

PB



x3

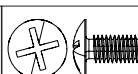


VTB5 WA

x6

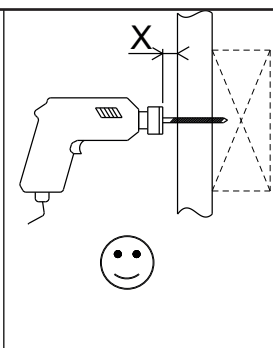
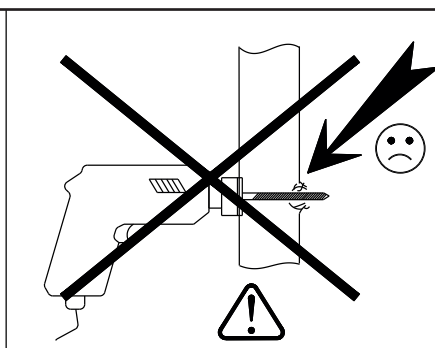
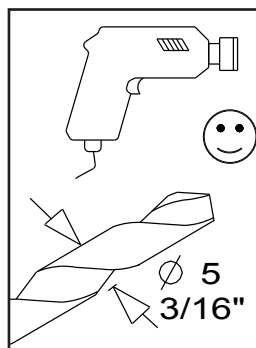
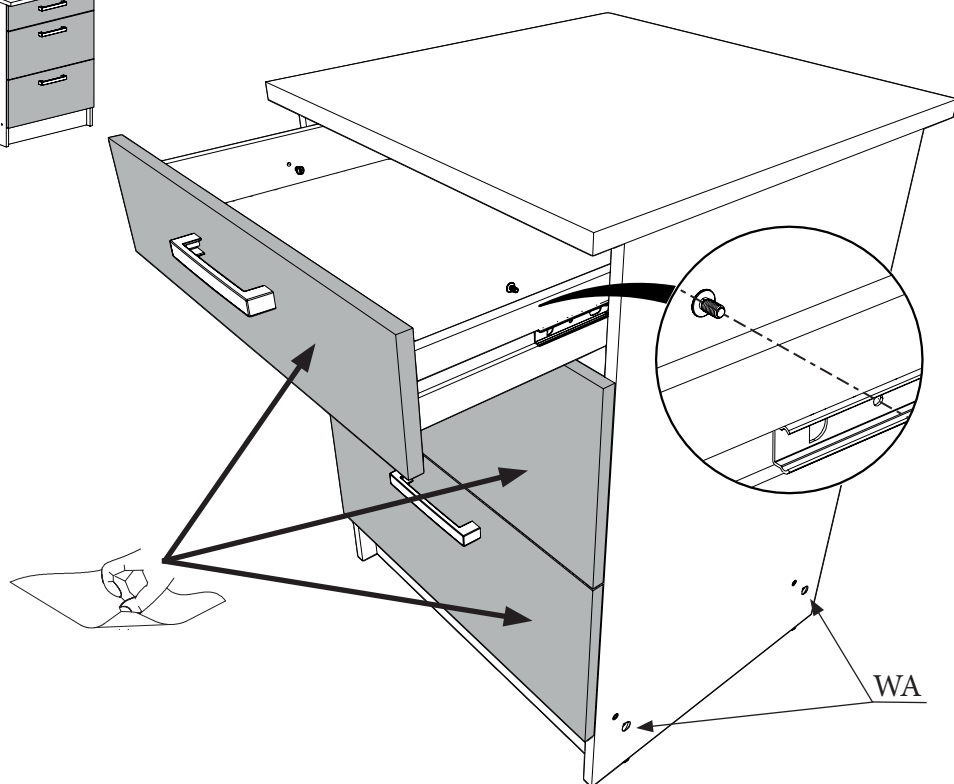



x4



VR

x2



LE TRI
+ FACILE



FR

Pensez à
donner ou recycler.



Association

OU



Magasin

OU



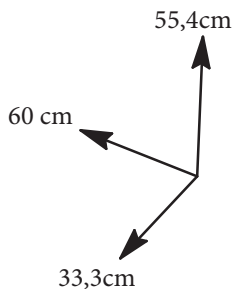
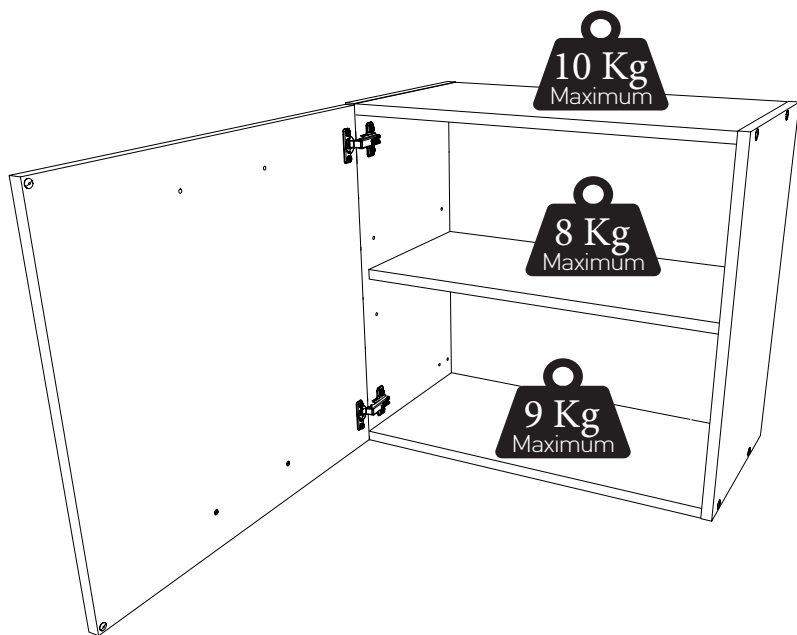
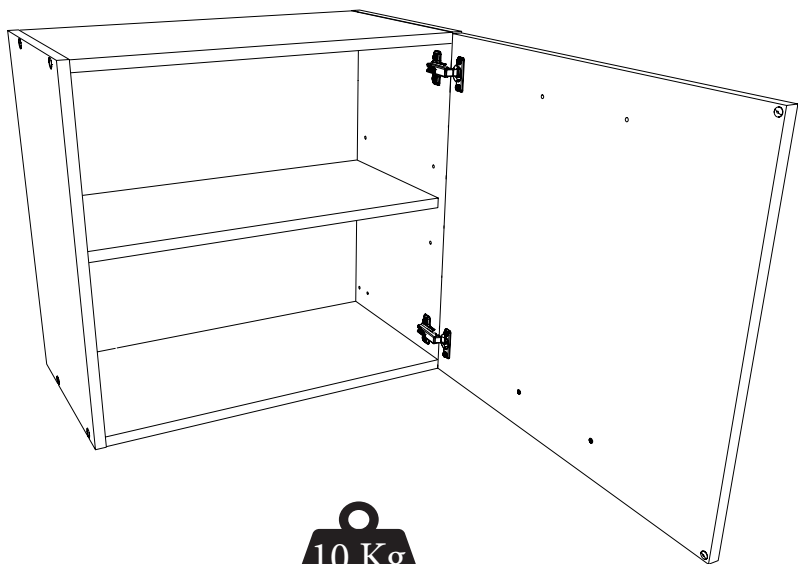
Déchèterie

<https://quefairedemesdechets.fr>



Haut 60 1P

0850HA60



FR Remerciements :

Nous vous remercions d'avoir choisi un meuble créé et fabriqué par le Groupe Parisot et espérons qu'il vous donnera entière satisfaction.

EN Thanks:

Thank you for choosing furniture designed and manufactured by the Parisot Group.
We hope you are totally satisfied with your purchase.

DE Danksagung:

Wir danken Ihnen für den Kauf eines Frankreich von der Parisot-Gruppe entworfenen und hergestellten Möbelstücks und hoffen, dass Sie es zu Ihrer vollkommenen Zufriedenheit finden werden.

HU Köszönet:

Köszönjük, hogy a Parisot Groupe által létrehozott és gyártott bútort választott, reméljük, hogy elégedett lesz a termékkel.

PT Agradecimentos:

Obrigado por ter escolhido um móvel concebido e fabricado pelo Grupo Parisot, esperando que seja do seu inteiro agrado.

IT Ringraziamenti:

Grazie per avere scelto un mobile progettato e fabbricato dal Gruppo Parisot. Speriamo soddisfi appieno le vostre esigenze.

NL Bedankje:

Wij bedanken u voor de aankoop van een door de Groep Parisot ontworpen en vervaardigd meubel en hopen dat u er veel plezier aan zult beleven.

CZ Poděkování:

Děkujeme, že jste si vybrali nábytek navržený a vyrobený společností Parisot Group. Doufáme, že budete svým nákupem naprosto spokojeni.

ES Agradecimientos:

Les damos las gracias por haber elegido un mueble diseñado y fabricado por el Groupe Parisot y esperamos que sea de su total agrado.

PL Podziękowania:

Dziękujemy za wybór mebli stworzonych i wyprodukowanych przez Grupę Parisot. Mamy nadzieję, że będziecie Państwo w pełni zadowoleni z zakupem.

SK Pod'akovanie:

Ďakujeme, že ste si vybrali nábytok navrhnutý a vyrobený spoločnosťou Parisot Group. Dúfame, že budete svojim nákupom absolútne spokojní.

AR شكر:

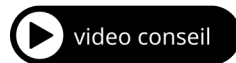
نشكركم لاختياركم هذه القطعة من الأثاث من تصميم وتصنيع مجموعة باريسو Parisot ونتمنى أن تتالوا رضائكم.



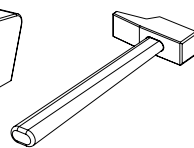
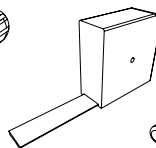
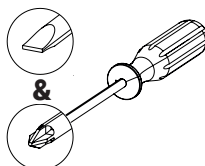
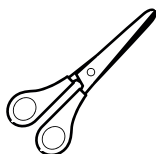
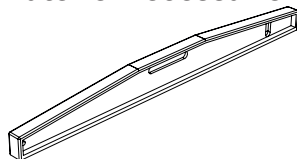
1h00

PARISOT INDUSTRIE

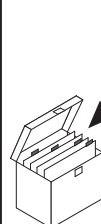
15 Avenue Jacques Parisot, 70800 Saint-Loup sur Semouse
RCS VESOU 537 665 200 contact@parisot.com



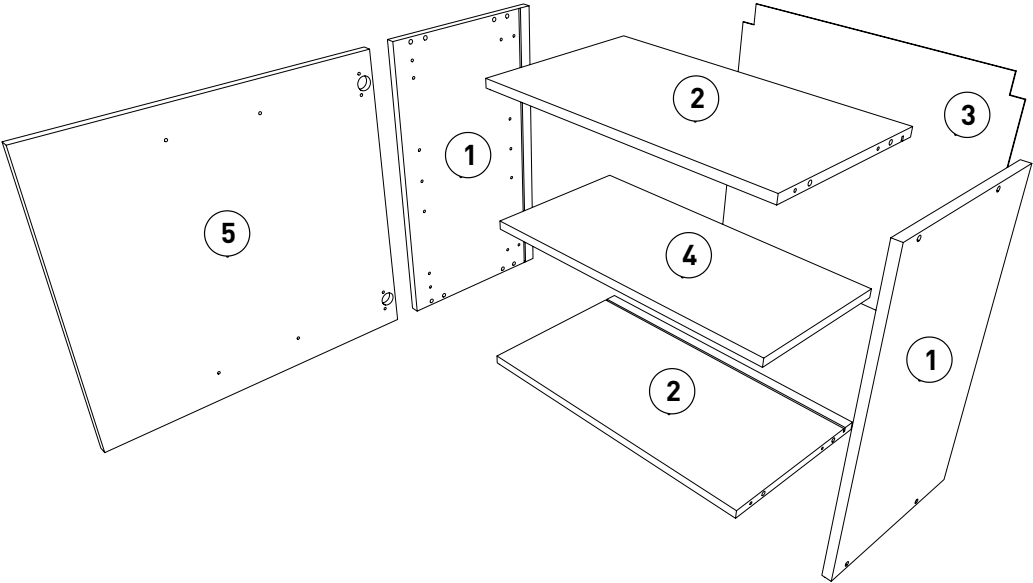
Matériel nécessaire




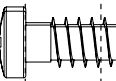

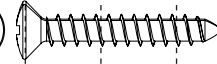

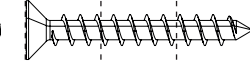



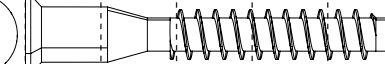
Conseils d'entretien



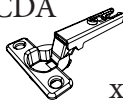


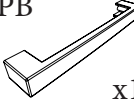

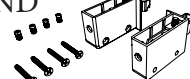

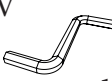

Repérer vos pièces

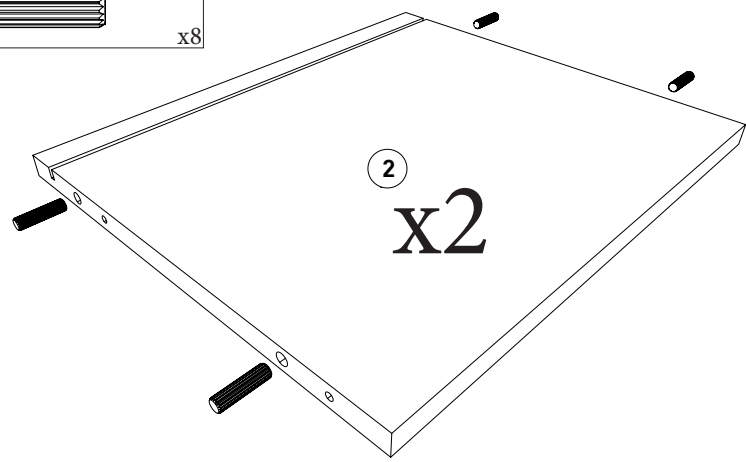
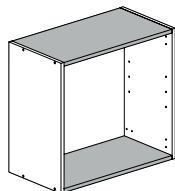
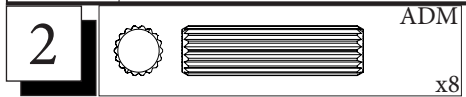

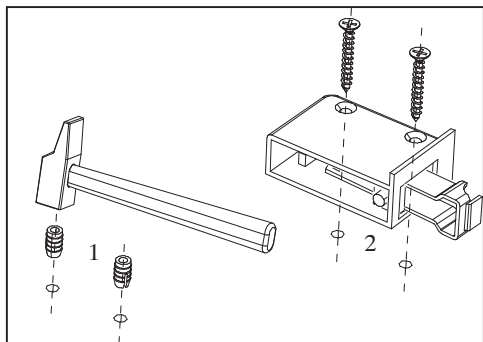
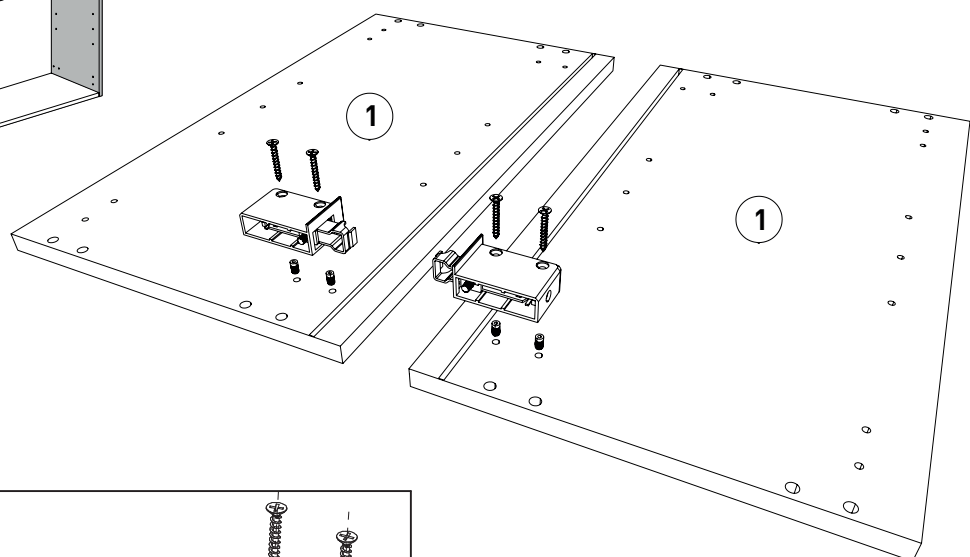
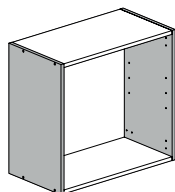
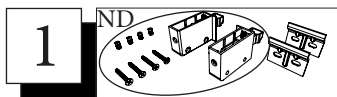


FR- Nous vous conseillons d’organiser les quincailleries en séparant chaque référence.

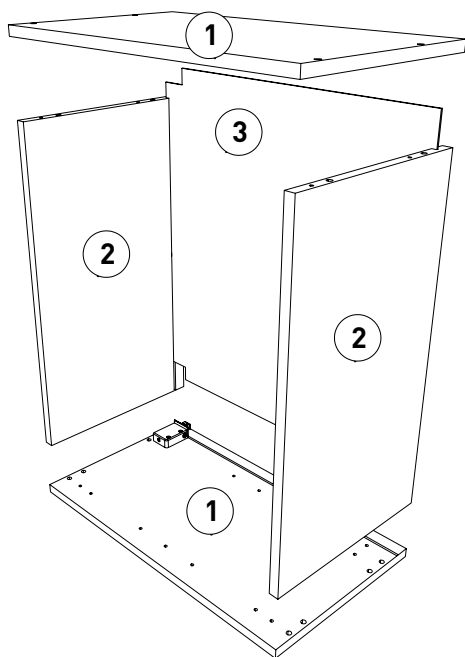
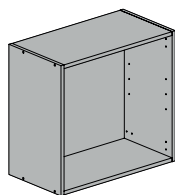
	0	1cm	2	3	4	5	6
							CDS x8
							VTB5 x2
							WF x2
							ADM x8
							HW x8

		cm		
Rep	Qté	Longueur	Largeur	Epaisseur
01	2	55,4	31,7	1,6
02	2	56,8	31,6	1,6
03	1	53,6	58,3	0,25
04	1	56,7	27,2	1,6
05	1	55	59,7	1,6

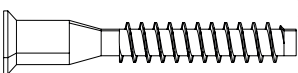
	
x2	x2
	
x1	x1
	
x4	x1
	
x2	x1
	
	x8



3



4



HWHV

x8



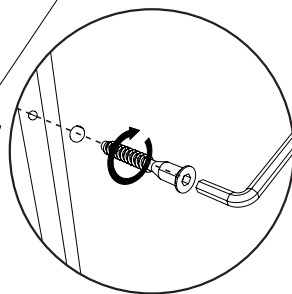
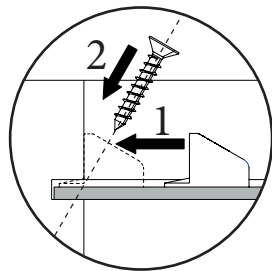
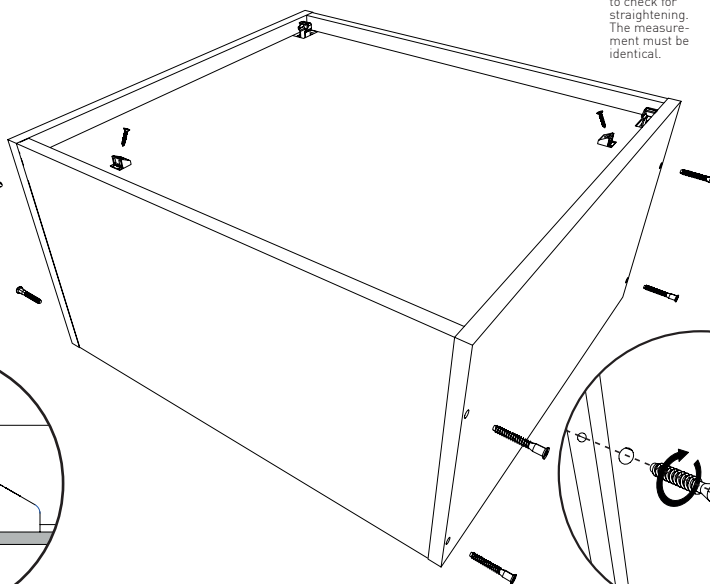
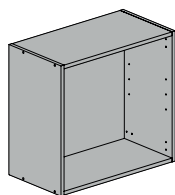
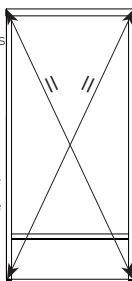
EP

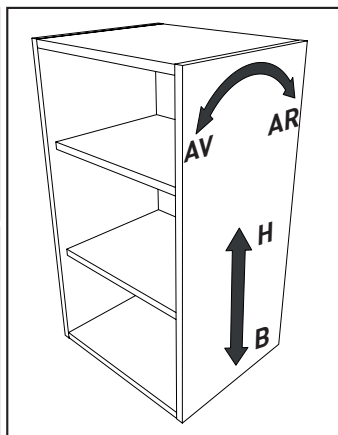
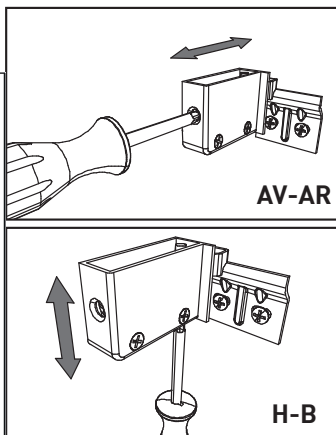
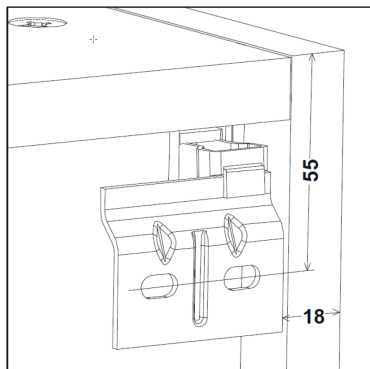
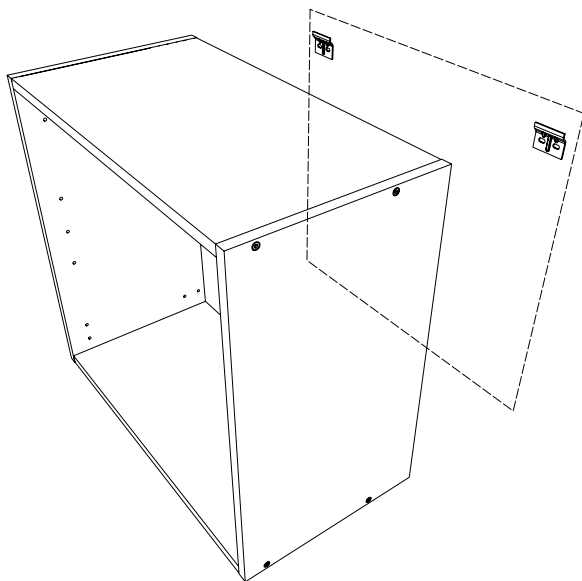
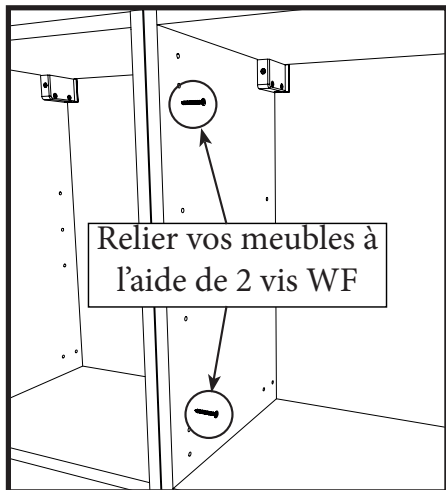
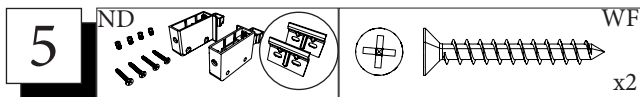


x2

FR - Mesurer les diagonales du meuble pour vérifier l'équerrage. La mesure doit être identique.

EN - Measure the diagonals of the piece of furniture to check for straightening. The measurement must be identical.



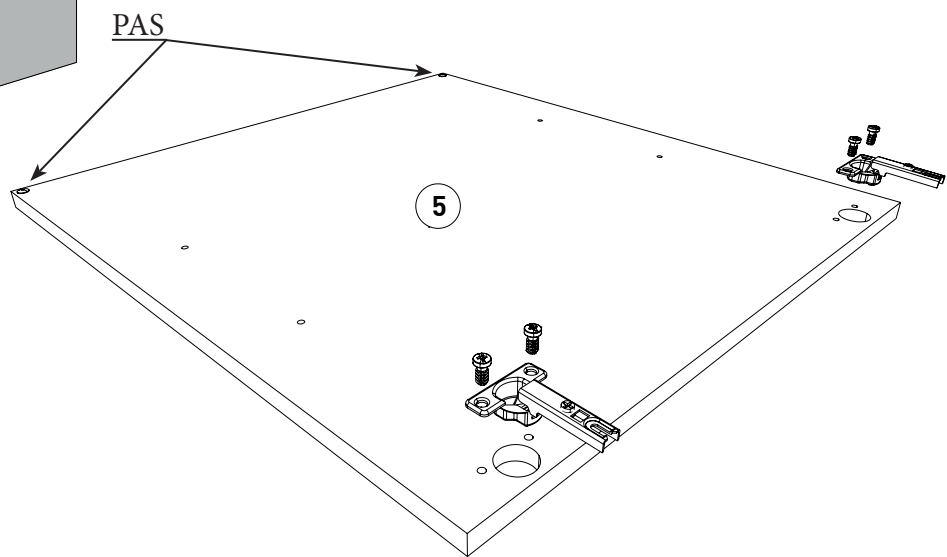
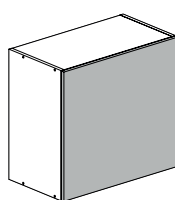
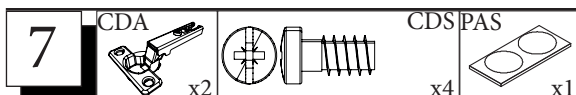
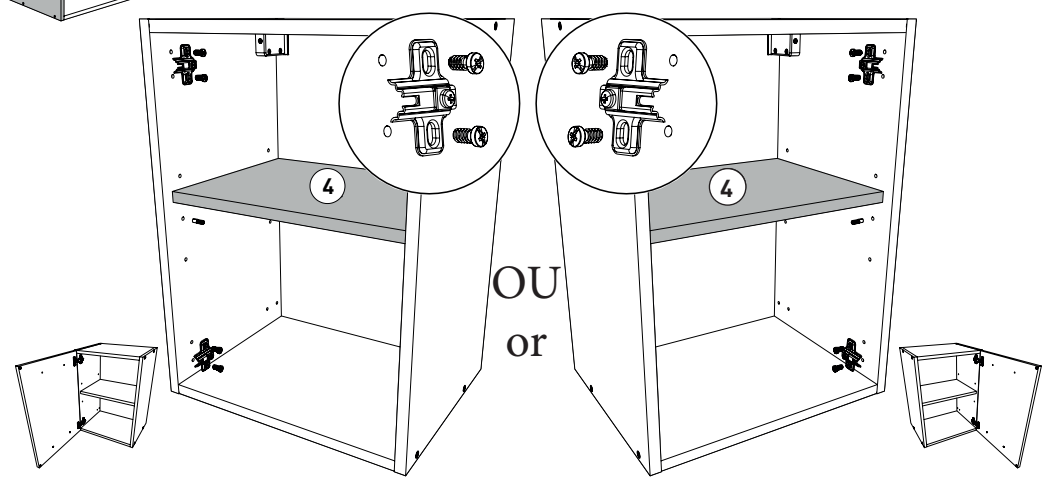
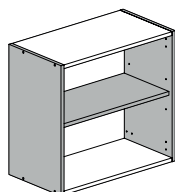
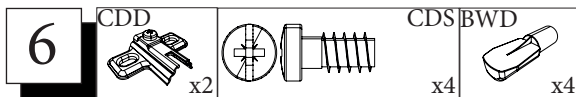


FR-Pour votre sécurité : Fixation du meuble au mur.

Attention, la fixation doit être réalisée par une personne compétente car cela nécessite des chevilles adaptées à la nature de votre mur.

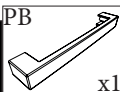
EN-For your safety : the unit should be secured to the wall.

NB this should be carried out by a competent person as you must use the right rawl plug for your type of wall.



8

PB



x1



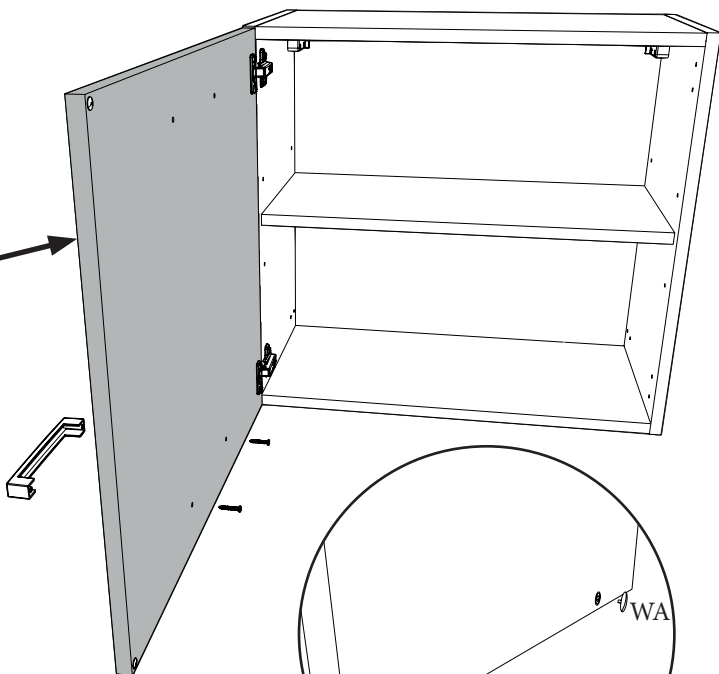
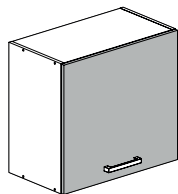
VTB5 WA



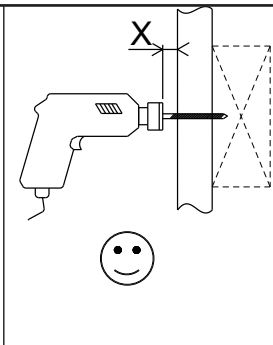
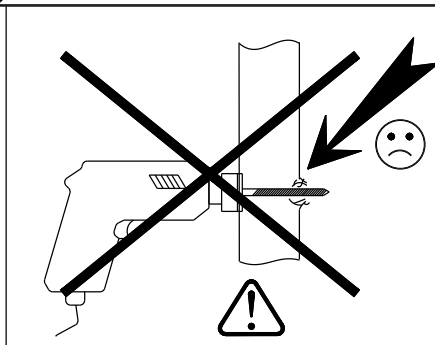
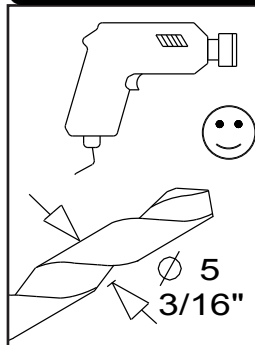
x2



x8



Charnières

LE TRI
+ FACILE

FR

Pensez à
donner ou recycler.

Association

OU



Magasin

OU



Déchèterie

<https://quefairedemesdechets.fr>