

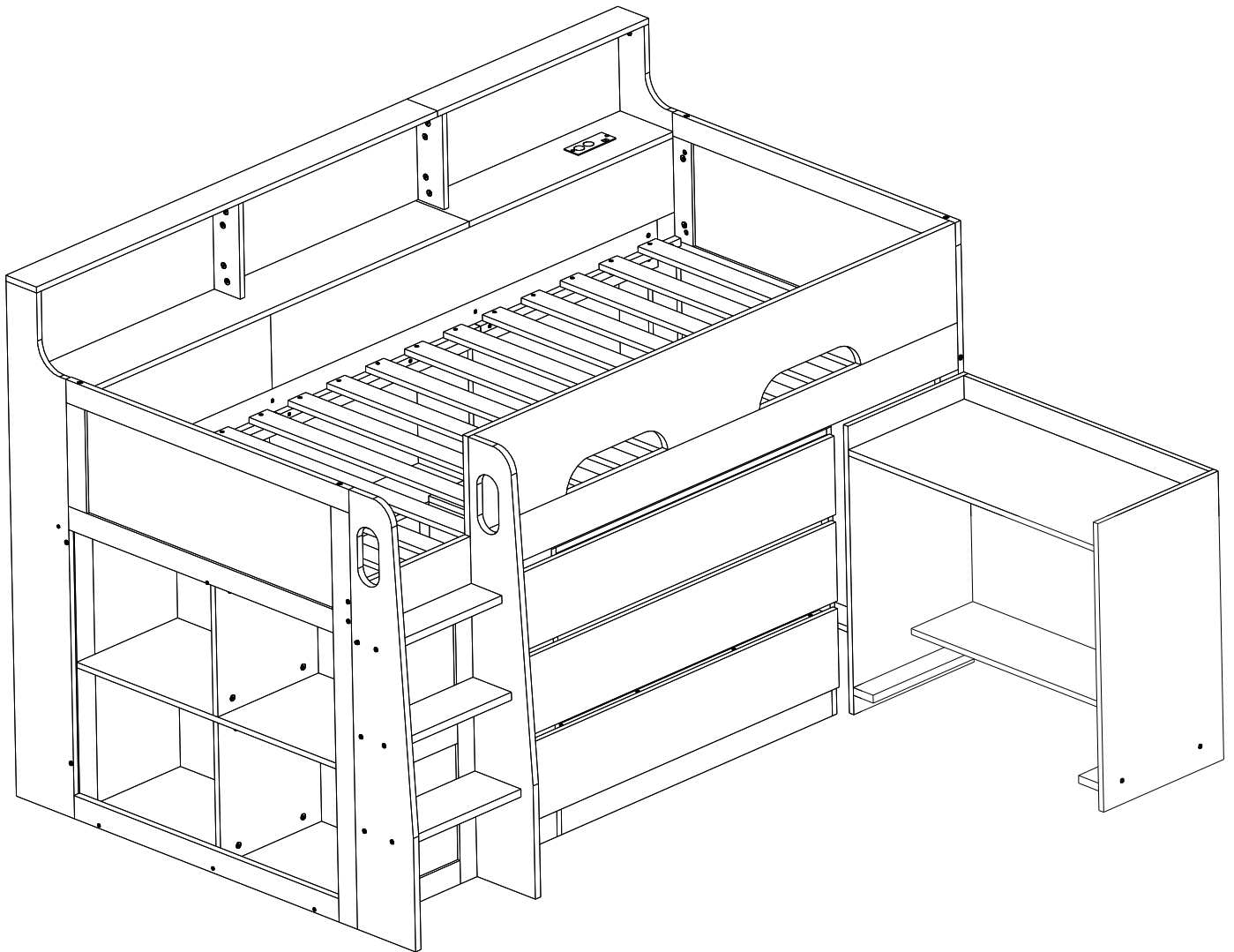
MONTAGEANLEITUNG

Artikelnummer: N879P421945
N879P421946
N879P421947
N879P421948
N879P421949

Dieses Set ist in 5 Boxen enthalten. Wenn Sie keine vollen 5 Boxen erhalten wenden Sie sich bitte an unseren Kundenservice.

This set comes in 5 boxes. If you do not receive a full 5 boxes, please contact our customer service.

hausbett 200x90cm



ANLEITUNG

WICHTIG - SORGFÄLTIG DURCHLESEN – FÜR ZUKÜNFTIGE REFERENZ BEWAHREN

- a) **WARNUNG** - Hochbetten und das Oberbett von Etagenbetten sind wegen der Verletzungsgefahr durch Stürze nicht für Kinder unter sechs Jahren geeignet.
- b) **WARNUNG** - Etagenbetten und Hochbetten können ein ernstes Verletzungsrisiko darstellen, wenn sie nicht ordnungsgemäß verwendet werden. Befestigen oder hängen Sie niemals Gegenstände an einem Teil des Etagenbetts, die nicht für die Verwendung mit dem Bett vorgesehen sind, zum Beispiel Schnüre, Kordeln, Haken, Gurte und Taschen.
- c) **WARNUNG** - Kinder können zwischen Bett und Wand eingeklemmt werden. Um die Gefahr schwerer Verletzungen zu vermeiden, darf der Abstand zwischen der oberen Sicherheitsbarriere und der angrenzenden Konstruktion 75 mm nicht überschreiten oder mehr als 230 mm betragen.
- d) **WARNUNG** - Verwenden Sie das Etagenbett / Hochbett nicht, wenn ein Bauteil beschädigt ist oder fehlt. Ersatzteile werden zwischendurch beim Hersteller oder beim Händler angefordert.
- e) Befolgen Sie unbedingt die Installationsanweisungen und die Gebrauchsanweisung des Herstellers.
- f) Die empfohlene Größe der Matratze für das Bett beträgt 200 cm x 90 cm, maximale Dicke der Matratze: 10 cm.
- g) Es ist notwendig, den Raum zu lüften, um ein niedriges Feuchtigkeitsniveau aufrechtzuerhalten und das Wachstum von Schimmel im Bett und an dessen Peripherie zu verhindern.
- h) Verbindungselemente sollten immer richtig angezogen und regelmäßig überprüft werden. Bei Bedarf festziehen.
- i) Erfüllt die Anforderungen der europäischen Norm NC-Sicherheit EN 747-1: 2024

INSTRUCTIONS

IMPORTANT - READ CAREFULLY - RETAIN FOR FUTURE REFERENCE

- a) **WARNING** - High beds and the upper bed of bunk beds are not suitable for children under six years due to the risk of injury from falls;
- b) **WARNING** - Bunk beds and high beds can present a serious risk of injury from strangulation if not used correctly. Never attach or hang items to any part of the bunk bed that are not designed to be used with the bed, for example, but not limited to ropes, strings, cords, hooks, belts and bags.
- c) **WARNING** - Children can become trapped between the bed and the wall, a roof pitch, the ceiling adjoining pieces of furniture (e.g. cupboards) and the like. To avoid risk of serious injury the distance between the top safety barrier and the adjoining structure shall not exceed 75 mm or shall be more than 230 mm.
- d) **WARNING** - Do not use the bunk bed/high bed if any structural part is broken or missing; Replacement parts are between requested from the manufacturer or the store.
- e) it is imperative to always follow the installation instructions and manufacturer's use.
- f) The recommended size of the mattress to be used with the bed is 200 cm x 90cm, maximum thickness mattress: 10 cm.
- g) It is necessary to ventilate the room in order to maintain a low level moisture and prevent mold growth in the bed and its periphery.
- h) Joining devices should always be tightened properly and regularly verified. Tighten if necessary.
- i) Meets European standard requirements NC safety EN 747-1:2024

INSTRUCTIONS

IMPORTANT - À LIRE ATTENTIVEMENT - CONSERVER POUR RÉFÉRENCE ULTÉRIEURE

- a) **AVERTISSEMENT** - Les lits surélevés et le lit supérieur des lits superposés ne conviennent pas aux enfants de moins de six ans en raison du risque de blessure dû à une chute;
- b) **AVERTISSEMENT** - Les lits superposés et les lits surélevés peuvent présenter un risque sérieux de blessure par strangulation s'ils ne sont pas utilisés correctement. Ne jamais attacher ou suspendre à des parties du lit superposé des objets qui ne sont pas conçus pour être utilisés avec le lit, par exemple, mais ne se limitant pas à des cordes, des ficelles, des cordes, des crochets, des ceintures et des sacs.
- c) **AVERTISSEMENT** - Les enfants peuvent rester coincés entre le lit et le mur, un toit incline les meubles adjacents au plafond (par exemple, des armoires), etc. Pour éviter tout risque de blessure grave, la distance entre la barrière de sécurité supérieure et la structure adjacente ne doit pas dépasser 75 mm ou doit être supérieure à 230 mm.
- d) **AVERTISSEMENT** - N'utilisez pas le lit superposé / le lit surélevé si une partie de la structure est cassée ou manquante. Les pièces de rechange sont demandées au fabricant ou au magasin.
- e) il est impératif de toujours suivre les instructions d'installation et l'utilisation du fabricant.
- f) La taille recommandée du matelas à utiliser avec le lit est 200 cm x 90 cm, épaisseur maximale du matelas: 10 cm.
- g) Il est nécessaire de ventiler la pièce afin de maintenir un faible niveau d'humidité et d'empêcher la formation de moisissure dans le lit et à sa périphérie.
- h) Les dispositifs de jonction doivent toujours être correctement serrés et vérifiés régulièrement. Serrer si nécessaire.
- i) Conforme aux exigences de la norme européenne en matière de sécurité NC EN 747-1: 2024

ISTRUZIONI

IMPORTANTE - LEGGERE ATTENTAMENTE - CONSERVARE IL FUTURO RIFERIMENTO

- a) **ATTENZIONE** - I letti alti e il letto superiore a castello non sono adatti a bambini di età inferiore ai sei anni a causa del rischio di lesioni da cadute;
- b) **AVVERTENZA** - I letti a castello e i letti alti possono presentare un serio rischio di lesioni a causa di strangolamento se non utilizzati correttamente. Non attaccare o appendere mai oggetti a qualsiasi parte del letto a castello che non sono progettati per essere utilizzati con il letto, ad esempio, ma non limitato a corde, corde, corde, ganci, cinture e borse.
- c) **AVVERTENZA** - I bambini possono rimanere intrappolati tra il letto e la parete, un tetto inclinato il mobile adiacente al soffitto (ad es. armadi) e simili. Per evitare il rischio di gravi lesioni, la distanza tra la barriera di sicurezza superiore e a struttura adiacente non deve superare 75 mm o deve essere superiore a 230 mm.
- d) **ATTENZIONE** - Non utilizzare il letto a castello / letto alto se qualche parte strutturale è rotta o mancante; Le parti di ricambio sono tra quelle richieste al produttore o al negozio.
- e) è indispensabile seguire sempre le istruzioni di installazione e l'uso del produttore.
- f) Le dimensioni consigliate del materasso da utilizzare con il letto sono 200 cm x 90 cm, materasso di massimo spessore: 10 cm.
- g) È necessario ventilare l'ambiente per mantenere un'umidità bassa e prevenire la formazione di muffe nel letto e nella sua periferia.
- h) I dispositivi di giunzione devono essere sempre serrati correttamente e regolarmente verificati. Stringere se necessario.
- i) Soddisfa i requisiti della norma europea Sicurezza NC EN 747-1: 2024

INSTRUCTIES

BELANGRIJK - LEES AANDACHTIG - BEWAAR VOOR TOEKOMSTIGE REFERENTIE

- a) **WAARSCHUWING** - Hoge bedden en het bovenste bed van stapelbedden zijn niet geschikt voor kinderen jonger dan zes jaar vanwege het risico op letsel door vallen;
- b) **WAARSCHUWING** - Stapelbedden en hoge bedden kunnen een ernstig risico op verwonding vormen als ze niet correct worden gebruikt. Bevestig of hang nooit items aan een deel van het stapelbed die niet zijn ontworpen voor gebruik met het bed, bijvoorbeeld, maar niet beperkt tot touwen, koorden, koorden, haken, riemen en tassen.
- c) **WAARSCHUWING** - Kinderen kunnen vast komen te zitten tussen het bed en de muur, een dakhelling het plafond aangrenzende meubels (bijv. kasten) en dergelijke. Om het risico van ernstig letsel te voorkomen, mag de afstand tussen de bovenste veiligheidsbarrière en de aangrenzende structuur niet groter zijn dan 75 mm of meer dan 230 mm.
- d) **WAARSCHUWING** - Gebruik het stapelbed / hoogbed niet als een structureel onderdeel kapot is of ontbreekt; Vervangende onderdelen worden tussen gevraagd door de fabrikant of de winkel.
- e) het is noodzakelijk om altijd de installatie-instructies en het gebruik van de fabrikant te volgen.
- f) De aanbevolen maat van de matras die met het bed wordt gebruikt, is 20 0 cm x 90 cm, maximale dikte matras: 10 cm.
- g) Het is noodzakelijk om de kamer te ventileren om een laag vochtgehalte te handhaven en schimmelgroei in het bed en de periferie ervan te voorkomen.
- h) Verbindingsinrichtingen moeten altijd goed worden vastgedraaid en regelmatig worden gecontroleerd. Draai indien nodig vast.
- i) Voldoet aan Europese standaardvereisten NC-veiligheid EN 747-1: 20 24

IINSTRUKCJE

WAŽNE - PRZECZYTAJ UWUŻNIE - ZACHOWAJ NA PRZYSZŁOŚĆ

- a) **OSTRZEŻENIE** - Wysokie łózka i górne łózko łózek piętrowych nie są odpowiednie dla dzieci poniżej sześciu lat ze względu na ryzyko obrażeń w wyniku upadku;
- b) **OSTRZEŻENIE** - Łózka piętrowe i wysokie łózka mogą stwarzać poważne ryzyko obrażeń na skutek uduszenia, jeśli nie zostaną właściwie użyte. Nigdy nie mocuj ani nie wieszaj przedmiotów na żadnej części łózka piętrowego, które nie są przeznaczone do użytku z łóżkiem, na przykład, ale nie ograniczając się do lin, sznurków, sznurków, haczyków, pasów i toreb.
- c) **OSTRZEŻENIE** - Dzieci mogą zostać uwięzione między łóżkiem a ścianą, nachyleniem dachu pod sufitem przylegającymi meblami (np. szafkami) i tym podobne. Aby uniknąć ryzyka poważnych obrażeń, odległość między górną barierą bezpieczeństwa a przylegającą konstrukcją nie może przekraczać 75 mm lub być większa niż 230 mm.
- d) **OSTRZEŻENIE** - Nie używaj łózka piętrowego / wysokiego łózka, jeśli jakakolwiek część konstrukcyjna jest zepsuta lub brakuje jej; Części zamienne są wymagane od producenta lub sklepu.
- e) bezwzględnie należy przestrzegać instrukcji instalacji i użytkowania producenta.
- f) Zalecany rozmiar materaca do zastosowania z łóżkiem to 20 0 cm x 90 cm, maksymalna grubość materaca: 10 cm.
- g) Konieczna jest wentylacja pomieszczenia w celu utrzymania niskiego poziomu wilgoci i zapobiegania rozwojowi pleśni w łózku i jego obrzeżach.
- h) Urządzenia łączące powinny być zawsze odpowiednio dokręcone i regularnie sprawdzane. Dokręć w razie potrzeby.
- i) Spełnia wymagania norm europejskich Bezpieczeństwo NC EN 747-1: 2024

INSTRUKCE

DŮLEŽITÉ - PŘEČTĚTE SI POZORNĚ - UCHOVÁVAJTE PRO BUDOUCÍ REFERENCE

- a) **VAROVÁNÍ** - vysoké postele a horní lůžka palandy nejsou vhodné pro děti do šesti let z důvodu rizika zranění pádem;
- b) **VAROVÁNÍ** - Patrové postele a vysoké postele mohou představovat vážné riziko zranění při uškrcení, pokud nebudou správně použity. Nikdy nepřipevňujte ani nezavěšujte předměty na žádnou část palandy, které nejsou navrženy pro použití s postelí, ale neomezuji se pouze na lana, provázky, šňůry, háčky, pásky a tašky.
- c) **VÝSTRAHA** - Děti se mohou zachytit mezi postel a zeď, sklonit střechu stropy přilehlé kusy nábytku (např. skříně) a podobně. Aby se zabránilo riziku vážného zranění, nesmí vzdálenost mezi horní bezpečnostní bariérou a sousední konstrukcí překročit 75 mm nebo být větší než 230 mm.
- d) **VÝSTRAHA** - Nepoužívejte patrové lůžko / vysoké lůžko, pokud je některá konstrukční část zlomená nebo chybí; Náhradní díly jsou mezi na vyžádání od výrobce nebo obchodu.
- e) je bezpodmínečně nutné dodržovat instalační pokyny a použití výrobcem.
- f) Doporučená velikost matrace pro použití s postelí je 20 0 cm x 90 cm, maximální tloušťka matrace: 10 cm.
- g) Místnost je nutné ventilovat, aby se udržela nízká hladina vlhkosti a zabránilo se růstu plísní v loži a jeho obvodu.
- h) Spojovací zařízení by měla být vždy pevně dotažena a pravidelně ověřována. V případě potřeby dotáhněte.
- i) Splňuje požadavky evropské normy NC bezpečnost EN 747-1: 2024

INŠTRUKCIE

DŌLEŽITÉ - POZORNE SI PREČÍTAJTE - UCHOVÁVAJTE PRE BUDÚCE REFERENCIE

- a) **VÝSTRAHA** - Vysoké postele a horné postele poschodových postelí nie sú vhodné pre deti do šiestich rokov kvôli riziku zranenia pádom;
- b) **VÝSTRAHA** - poschodové postele a vysoké postele môžu predstavovať vážne riziko zranenia priškrcením, ak sa nebudú správne používať. Nikdy nepripevňujte ani nevešajte predmety k žiadnej časti poschodovej postele, ktorá nie je určená na použitie s postelou, napríklad, ale nielen, lana, šnúry, šnúry, háčiky, pásky a tašky.
- c) **VÝSTRAHA** - Deti sa môžu zachytiť medzi postelou a stenou, sklonom strechy, stropom priliehajúcim kusy nábytku (napr. skrinky) a podobne. Aby sa predišlo riziku vážneho zranenia, vzdialenosť medzi hornou bezpečnostnou bariérou a príľahlou konštrukciou nesmie prekročiť 75 mm alebo byť viac ako 230 mm.
- d) **VÝSTRAHA** - Nepoužívajte poschodovú postel / vysoké lôžko, ak je akákoľvek konštrukčná časť poškodená alebo chýba; Náhradné diely sú potrebné na vyžiadanie od výrobcu alebo skladu.
- e) je bezpodmienečne nutné postupovať podľa pokynov na inštaláciu a podľa pokynov výrobcu.
- f) Odporúčaná veľkosť matrace použitého na lôžko je 20 0 cm x 90 cm, maximálna hrúbka matrace: 10 cm.
- g) Miestnosť je potrebné vetrať, aby sa udržala nízka úroveň vlhkosti a zabránilo sa rastu plesní v lôžku a jeho obvode.
- h) Spojovacie zariadenia by sa mali vždy pevne dotiahnuť a pravidelne preverovať. V prípade potreby dotiahnite.
- i) Splňa požiadavky európskych noriem NC bezpečnosť EN 747-1: 2024

INSTRUCTIES

BELANGRIJK - LEES AANDACHTIG - BEWAAR VOOR TOEKOMSTIGE REFERENTIE

- a) **WAARSCHUWING** - Hoge bedden en het bovenste bed van stapelbedden zijn niet geschikt voor kinderen jonger dan zes jaar vanwege het risico op letsel door vallen;
- b) **WAARSCHUWING** - Stapelbedden en hoge bedden kunnen een ernstig risico op verwonding vormen als ze niet correct worden gebruikt. Bevestig of hang nooit items aan een deel van het stapelbed die niet zijn ontworpen voor gebruik met het bed, bijvoorbeeld, maar niet beperkt tot touwen, koorden, koorden, haken, riemen en tassen.
- c) **WAARSCHUWING** - Kinderen kunnen vast komen te zitten tussen het bed en de muur, een dakhelling het plafond aangrenzende meubels (bijv. kasten) en dergelijke. Om het risico van ernstig letsel te voorkomen, mag de afstand tussen de bovenste veiligheidsbarrière en de aangrenzende structuur niet groter zijn dan 75 mm of meer dan 230 mm.
- d) **WAARSCHUWING** - Gebruik het stapelbed / hoogbed niet als een structureel onderdeel kapot is of ontbreekt; Vervangende onderdelen worden tussen gevraagd door de fabrikant of de winkel.
- e) het is noodzakelijk om altijd de installatie-instructies en het gebruik van de fabrikant te volgen.
- f) De aanbevolen maat van de matras die met het bed wordt gebruikt, is 20 0 cm x 90 cm, maximale dikte matras: 10 cm.
- g) Het is noodzakelijk om de kamer te ventileren om een laag vochtgehalte te handhaven en schimmelgroei in het bed en de periferie ervan te voorkomen.
- h) Verbindingsinrichtingen moeten altijd goed worden vastgedraaid en regelmatig worden gecontroleerd. Draai indien nodig vast.
- i) Voldoet aan Europese standaardvereisten NC-veiligheid EN 747-1: 2024

IINSTRUKCJE

WAŽNE - PRZECZYTAJ UWUŻNIE - ZACHOWAJ NA PRZYSZŁOŚĆ

- a) **OSTRZEŻENIE** - Wysokie łózka i górne łózko łózek piętrowych nie są odpowiednie dla dzieci poniżej sześciu lat ze względu na ryzyko obrażeń w wyniku upadku;
- b) **OSTRZEŻENIE** - Łózka piętrowe i wysokie łózka mogą stwarzać poważne ryzyko obrażeń na skutek uduszenia, jeśli nie zostaną właściwie użyte. Nigdy nie mocuj ani nie wieszaj przedmiotów na żadnej części łózka piętrowego, które nie są przeznaczone do użytku z łózkiem, na przykład, ale nie ograniczając się do lin, sznurków, sznurków, haczyków, pasów i toreb.
- c) **OSTRZEŻENIE** - Dzieci mogą zostać uwięzione między łózkiem a ścianą, nachyleniem dachu pod sufitem przylegającymi meblami (np. szafkami) i tym podobne. Aby uniknąć ryzyka poważnych obrażeń, odległość między górną barierą bezpieczeństwa a przylegającą konstrukcją nie może przekraczać 75 mm lub być większa niż 230 mm.
- d) **OSTRZEŻENIE** - Nie używaj łózka piętrowego / wysokiego łózka, jeśli jakakolwiek część konstrukcyjna jest zepsuta lub brakuje jej; Części zamienne są wymagane od producenta lub sklepu.
- e) bezwzględnie należy przestrzegać instrukcji instalacji i użytkowania producenta.
- f) Zalecany rozmiar materaca do zastosowania z łózkiem to 20 0 cm x 90 cm, maksymalna grubość materaca: 10 cm.
- g) Konieczna jest wentylacja pomieszczenia w celu utrzymania niskiego poziomu wilgoci i zapobiegania rozwojowi pleśni w łózku i jego obrzeżach.
- h) Urządzenia łączące powinny być zawsze odpowiednio dokręcone i regularnie sprawdzane. Dokręć w razie potrzeby.
- i) Spełnia wymagania norm europejskich Bezpieczeństwo NC EN 747-1: 2024

INSTRUKCE

DŮLEŽITÉ - PŘEČTĚTE SI POZORNĚ - UCHOVÁVAJTE PRO BUDOUCÍ REFERENCE

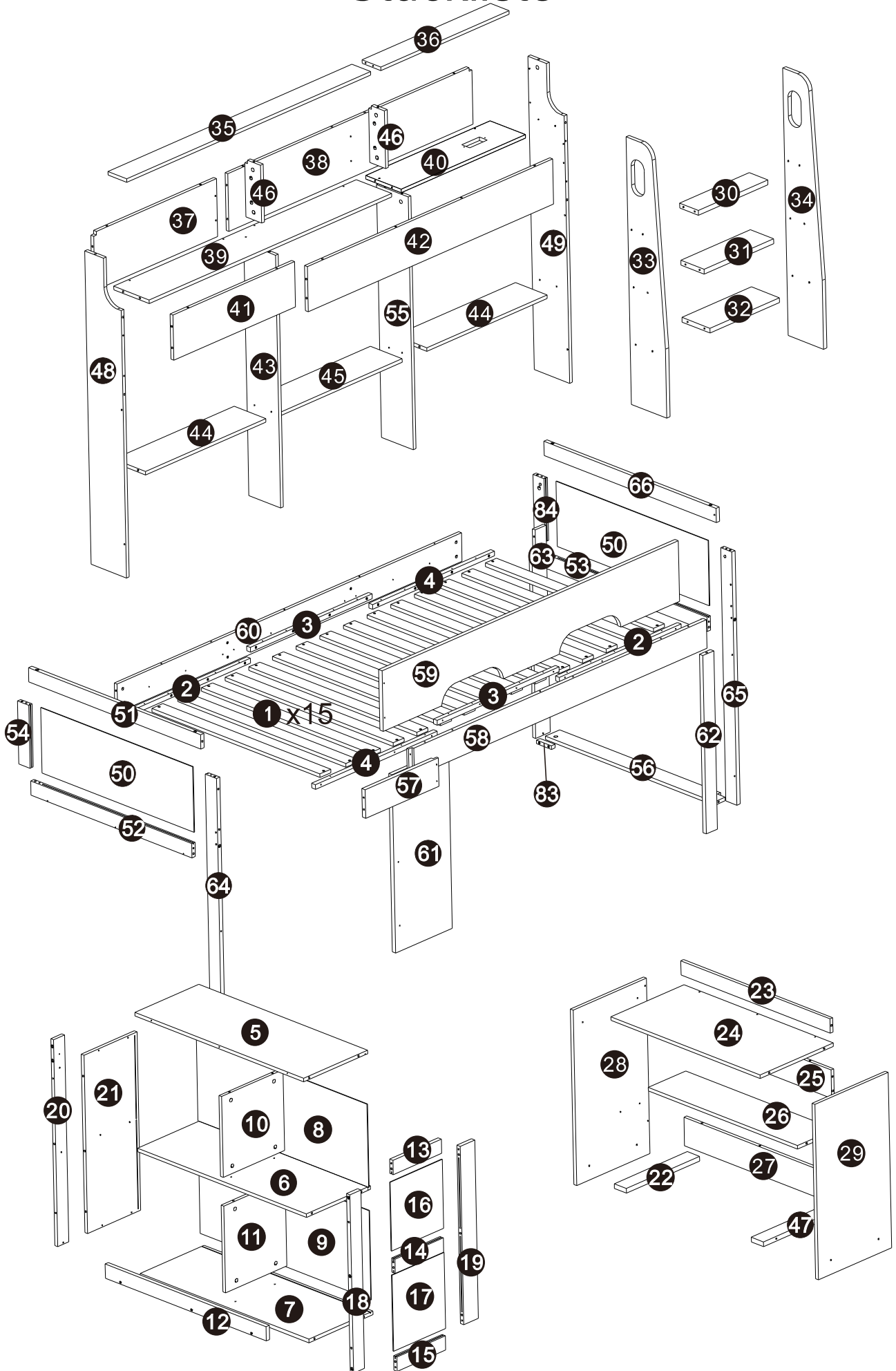
- a) **VAROVÁNÍ** - vysoké postele a horní lůžka palandy nejsou vhodné pro děti do šesti let z důvodu rizika zranění pádem;
- b) **VAROVÁNÍ** - Patrové postele a vysoké postele mohou představovat vážné riziko zranění při uškrcení, pokud nebudou správně použity. Nikdy nepřipevňujte ani nezavěšujte předměty na žádnou část palandy, které nejsou navrženy pro použití s postelí, ale neomezuji se pouze na lana, provázky, šňůry, háčky, pásky a tašky.
- c) **VÝSTRAHA** - Děti se mohou zachytit mezi postel a zeď, sklonit střechu stropy přilehlé kusy nábytku (např. skříně) a podobně. Aby se zabránilo riziku vážného zranění, nesmí vzdálenost mezi horní bezpečnostní bariérou a sousední konstrukcí překročit 75 mm nebo být větší než 230 mm.
- d) **VÝSTRAHA** - Nepoužívejte patrové lůžko / vysoké lůžko, pokud je některá konstrukční část zlomená nebo chybí; Náhradní díly jsou mezi na vyžádání od výrobce nebo obchodu.
- e) je bezpodmínečně nutné dodržovat instalační pokyny a použití výrobcem.
- f) Doporučená velikost matrace pro použití s postelí je 20 0 cm x 90 cm, maximální tloušťka matrace: 10 cm.
- g) Místnost je nutné ventilovat, aby se udržela nízká hladina vlhkosti a zabránilo se růstu plísní v loži a jeho obvodu.
- h) Spojovací zařízení by měla být vždy pevně dotažena a pravidelně ověřována. V případě potřeby dotáhněte.
- i) Splňuje požadavky evropské normy NC bezpečnost EN 747-1: 2024

INŠTRUKCIE

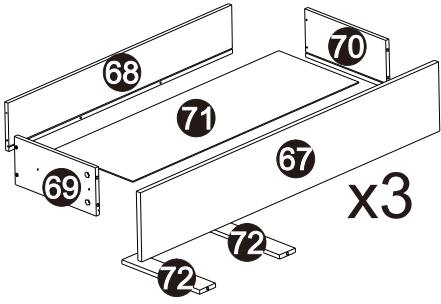
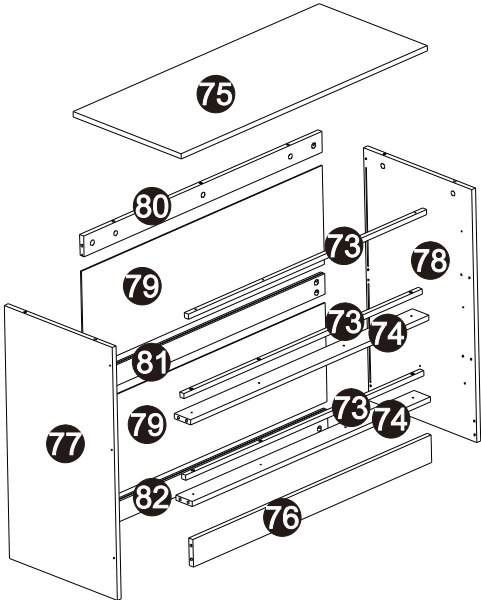
DŌLEŽITÉ - POZORNE SI PREČÍTAJTE - UCHOVÁVAJTE PRE BUDÚCE REFERENCIE

- a) **VÝSTRAHA** - Vysoké postele a horné postele poschodových postelí nie sú vhodné pre deti do šiestich rokov kvôli riziku zranenia pádom;
- b) **VÝSTRAHA** - poschodové postele a vysoké postele môžu predstavovať vážne riziko zranenia priškrtením, ak sa nebudú správne používať. Nikdy nepripevňujte ani nevešajte predmety k žiadnej časti poschodovej postele, ktorá nie je určená na použitie s postelou, napríklad, ale nielen, lana, šnúry, šnúry, háčiky, pásky a tašky.
- c) **VÝSTRAHA** - Deti sa môžu zachytiť medzi postelou a stenou, sklonom strechy, stropom priliehajúcim kusy nábytku (napr. skrinky) a podobne. Aby sa predišlo riziku vážneho zranenia, vzdialenosť medzi hornou bezpečnostnou bariérou a príľahlou konštrukciou nesmie prekročiť 75 mm alebo byť viac ako 230 mm.
- d) **VÝSTRAHA** - Nepoužívajte poschodovú postel / vysoké lôžko, ak je akákoľvek konštrukčná časť poškodená alebo chýba; Náhradné diely sú potrebné na vyžiadanie od výrobcu alebo skladu.
- e) je bezpodmienečne nutné postupovať podľa pokynov na inštaláciu a podľa pokynov výrobcu.
- f) Odporúčaná veľkosť matrace použitého na lôžko je 20 0 cm x 90 cm, maximálna hrúbka matrace: 10 cm.
- g) Miestnosť je potrebné vetrať, aby sa udržala nízka úroveň vlhkosti a zabránilo sa rastu plesní v lôžku a jeho obvodu.
- h) Spojovacie zariadenia by sa mali vždy pevne dotiahnuť a pravidelne preverovať. V prípade potreby dotiahnite.
- i) Splňa požiadavky európskych noriem NC bezpečnosť EN 747-1: 2024

Stückliste



Stückliste



N879P421945

26 x1 	30 x1 	31 x1 	32 x1
35 x1 	43 x1 	46 x2 	54 x1
55 x1 	58 x1 	59 x1 	60 x1
61 x1 	68 x3 	76 x1 	81 x1
82 x1 	84 x1 		

N879P421946

5 x1 	6 x1 	7 x1 	8 x1
9 x1 	12 x1 	16 x1 	17 x1
24 x1 	50 x2 	71 x3 	72 x6
73 x3 	75 x1 	79 x2 	

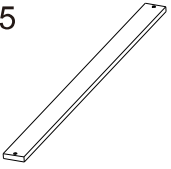
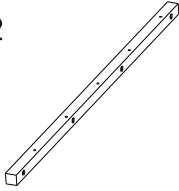
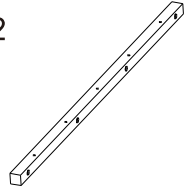
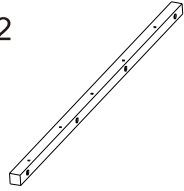
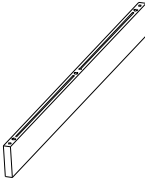
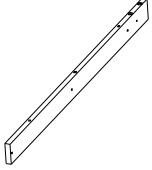
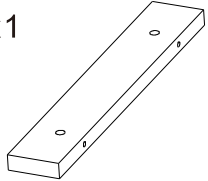
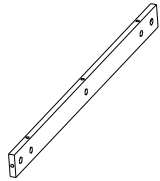
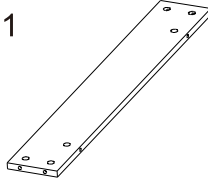
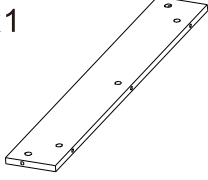
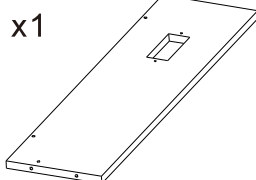
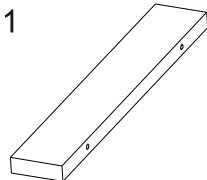
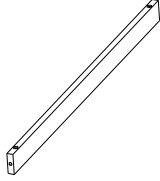
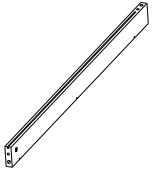
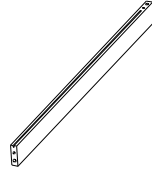
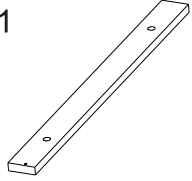
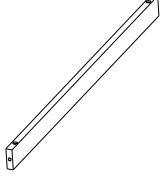
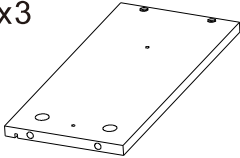
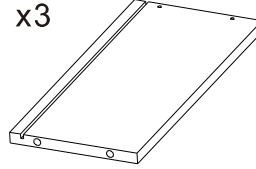
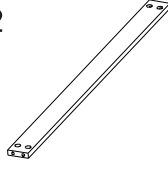
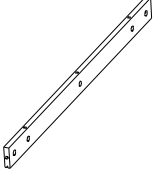
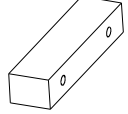
N879P421947

33 x1 	34 x1 	38 x1 	39 x1
42 x1 	48 x1 	49 x1 	56 x1
63 x1 	64 x1 	65 x1 	67 x3

N879P421948







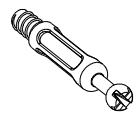

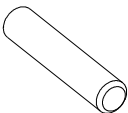
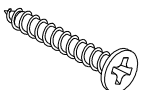
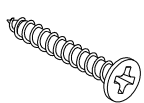


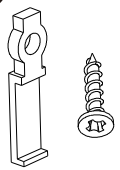
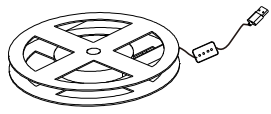

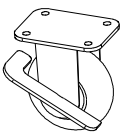

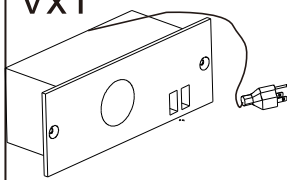
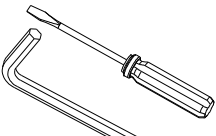
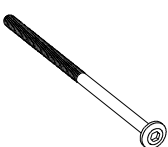
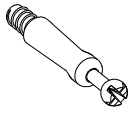

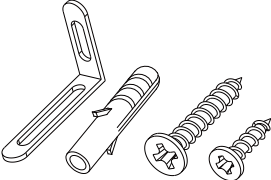
10 x1 	11 x1 	13 x1 	14 x1
15 x1 	18 x1 	21 x1 	28 x1
29 x1 	36 x1 	37 x1 	41 x1
44 x2 	45 x1 	57 x1 	77 x1
78 x1 			

N879P421949

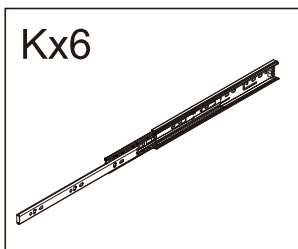
1 x15 	2 x2 	3 x2 	4 x2 
19 x1 	20 x1 	22 x1 	23 x1 
25 x1 	27 x1 	40 x1 	47 x1 
51 x1 	52 x1 	53 x1 	62 x1 
66 x1 	69 x3 	70 x3 	74 x2 
80 x1 	83 x1 		

N879P421949

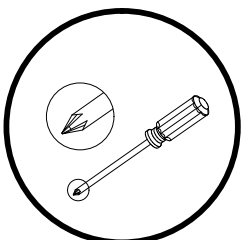
Hardware-Liste

<p>Ax3</p>  <p>M6x110</p>	<p>Bx12</p>  <p>M6x90</p>	<p>Cx18</p>  <p>M6x60</p>	<p>Dx8</p>  <p>M6x50</p>	<p>Ex42</p>  <p>M10x15</p>
<p>Fx2</p>  <p>M10x12</p>	<p>Gx114</p> 	<p>Hx114</p> 	<p>Jx21</p>  <p>M8x40</p>	<p>Lx40</p>  <p>M4x35</p>
<p>Mx60</p>  <p>M4x30</p>	<p>Ox14</p>  <p>M3.5x14</p>	<p>Px24</p>  <p>M3x12</p>	<p>Qx6</p> 	<p>Rx1</p> 
<p>Sx34</p> 	<p>Tx2</p> 	<p>Ux2</p> 	<p>Vx1</p> 	<p>Wx1</p>  <p>M4</p>
<p>I x4</p>  <p>M6x100</p>	<p>Xx77</p> 	<p>Yx77</p> 	<p>Zx2</p> 	

N879P421945

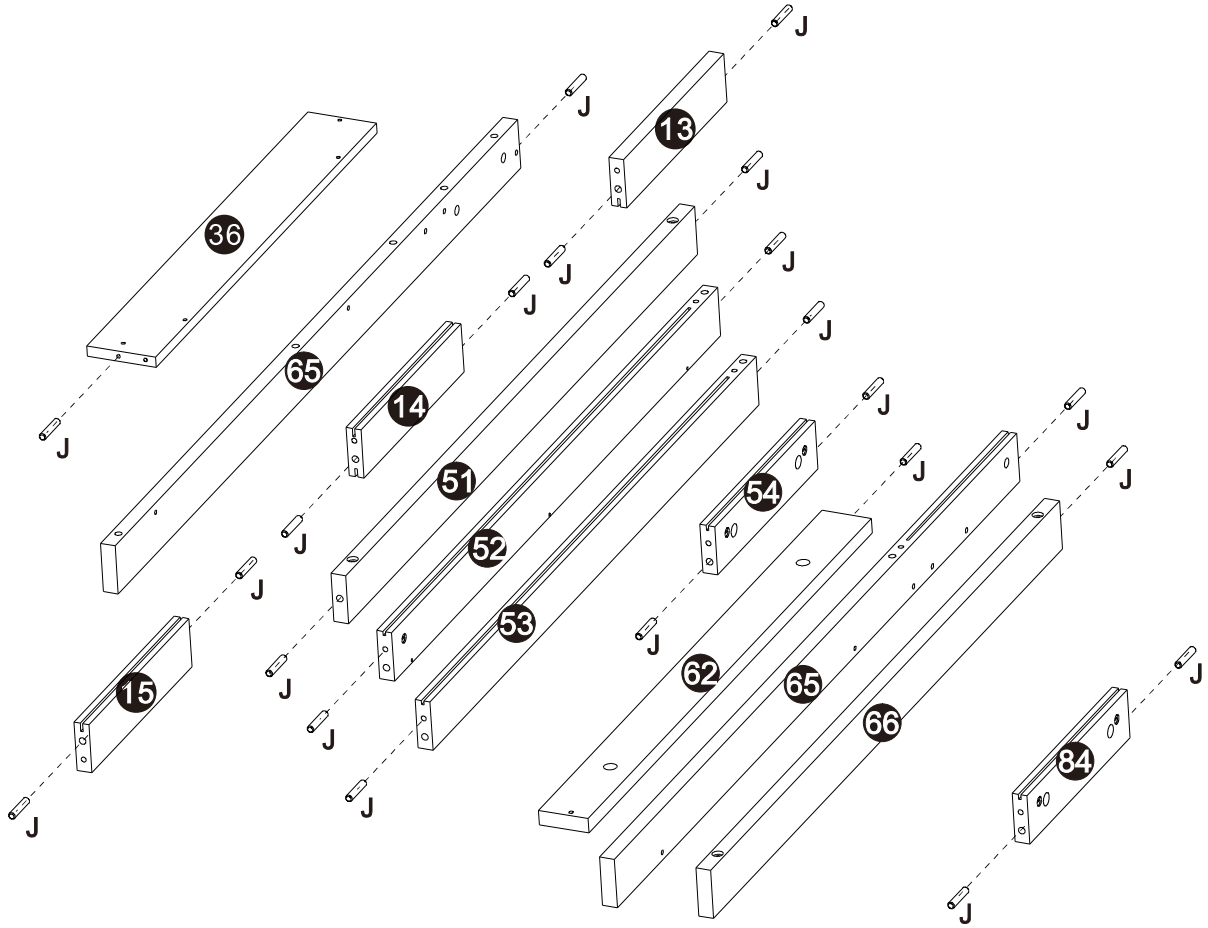


Benötigte Werkzeuge (nicht von uns gestellt)







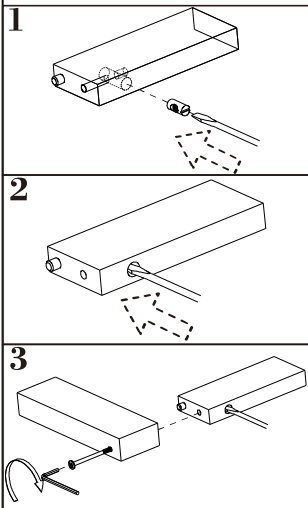
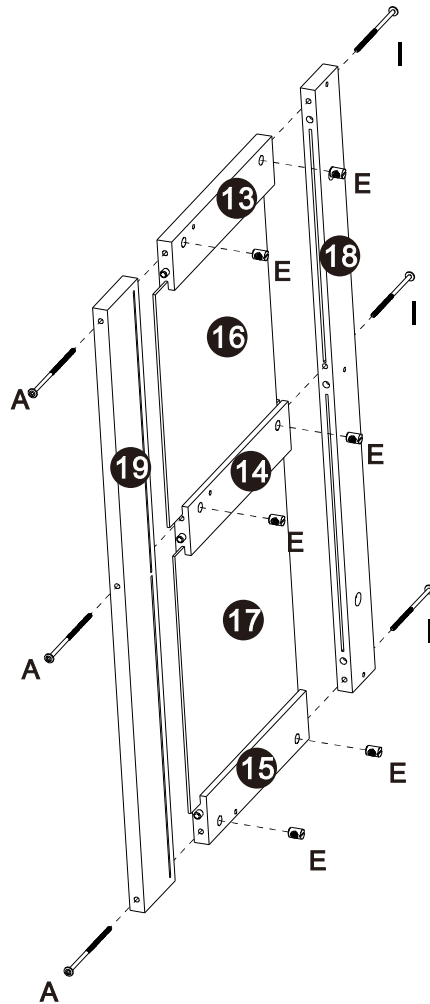
Schritt 1

J		M8x40	21
---	--	-------	----



Schritt 2

I		M6x100	3
E		M10x15	6
W			1
A		M6x110	3

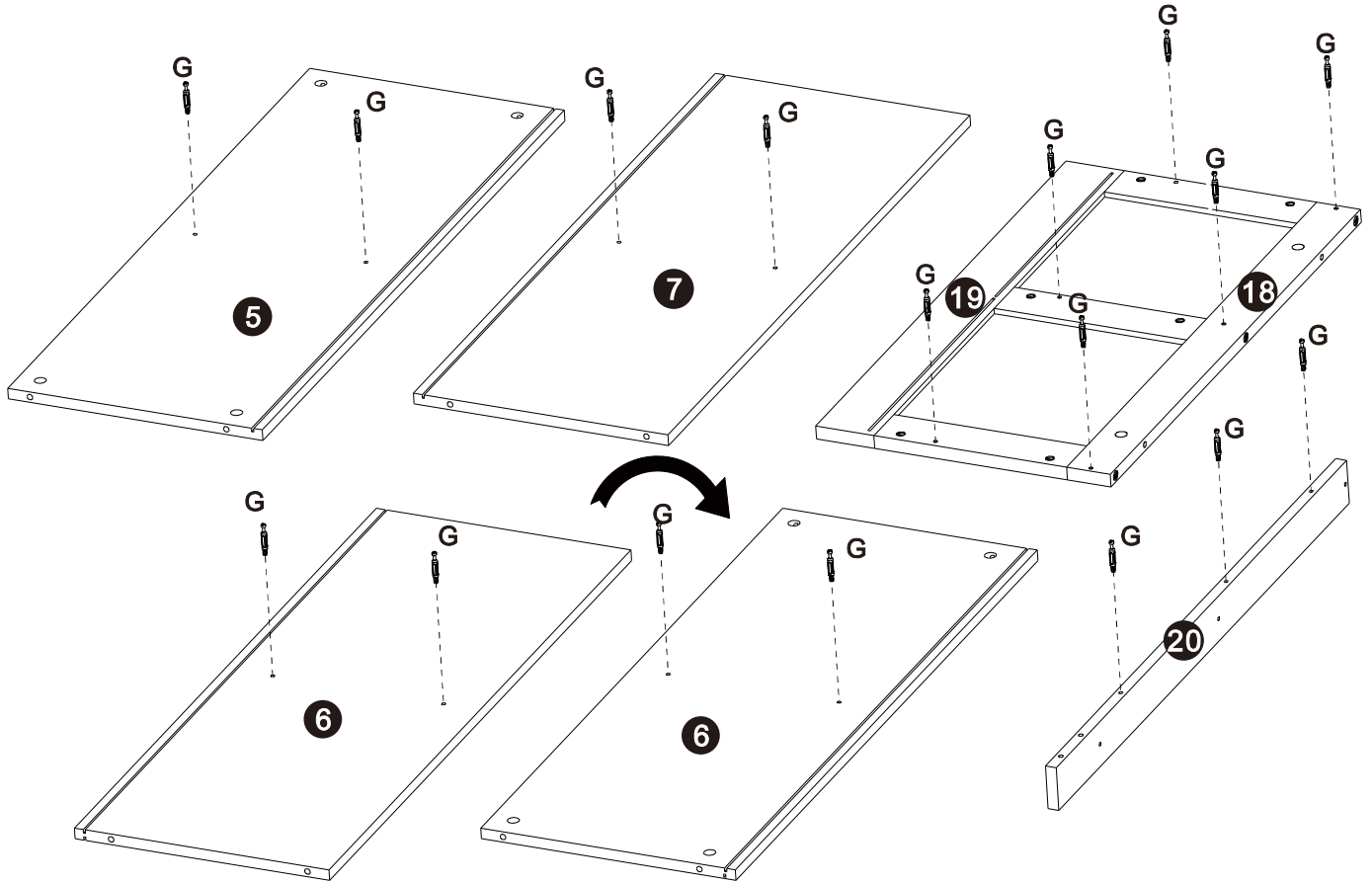


Schritt 3

G



17

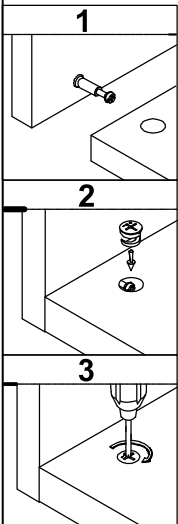
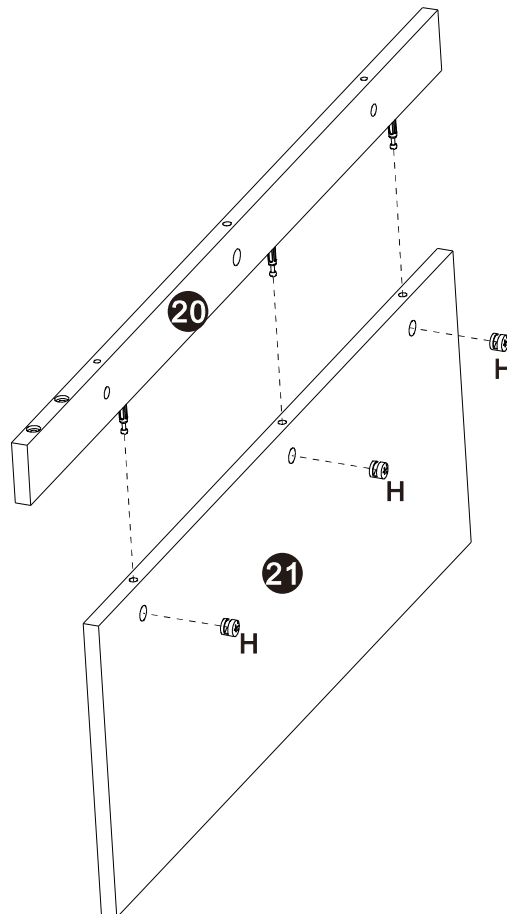


Schritt 4

H



3

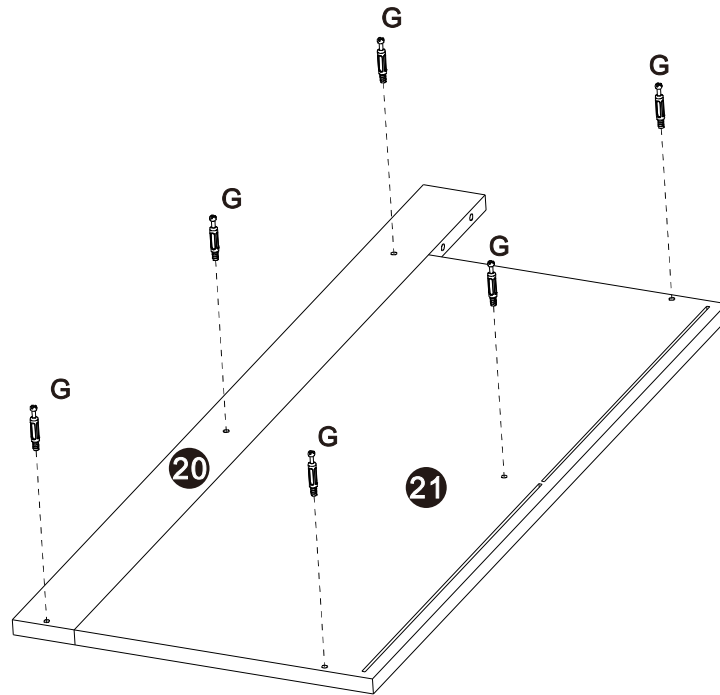


Schritt 5

G



6

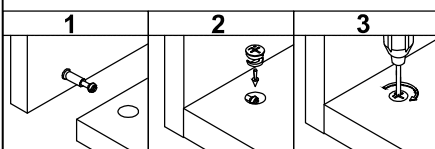
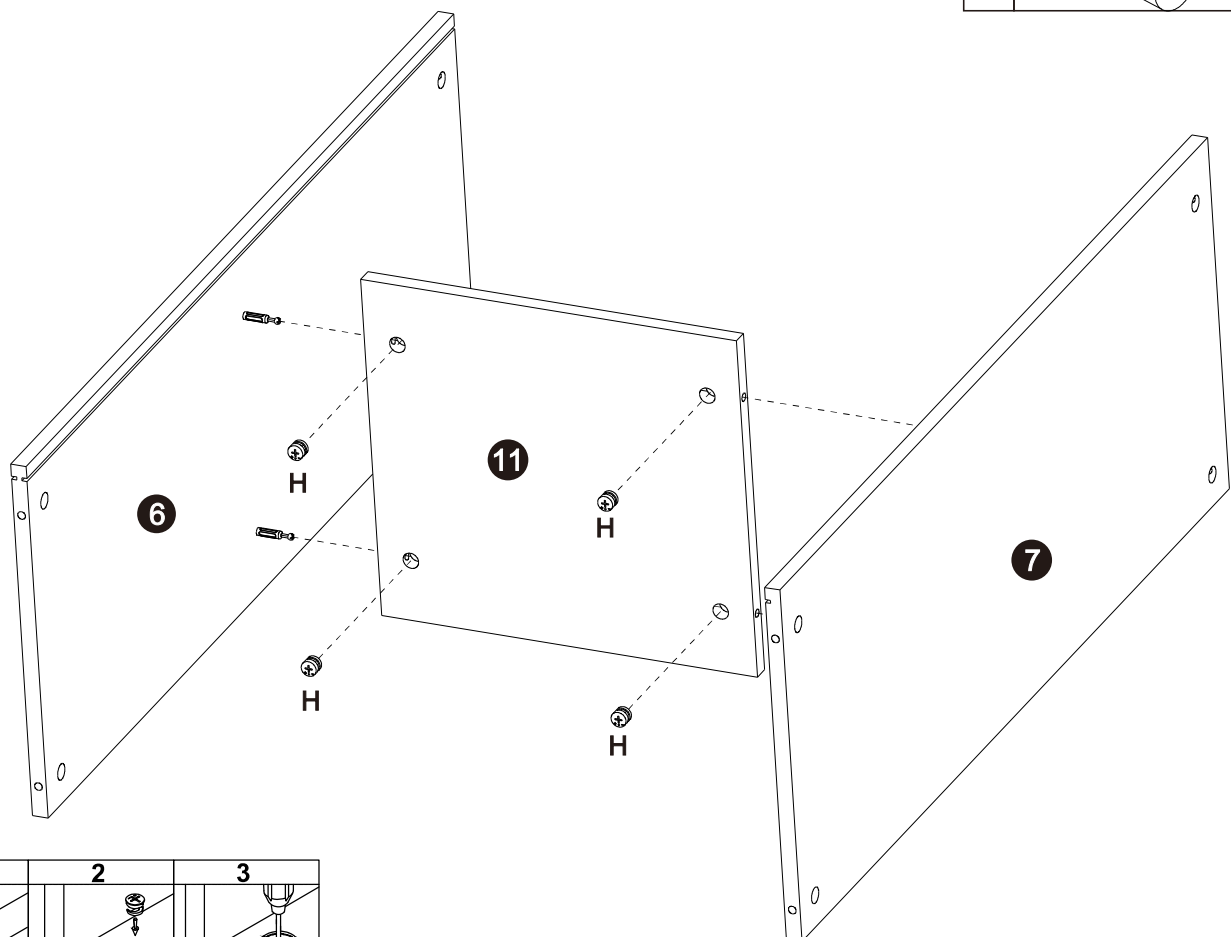


Schritt 6

H



4

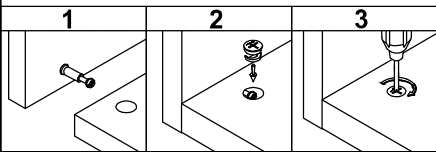
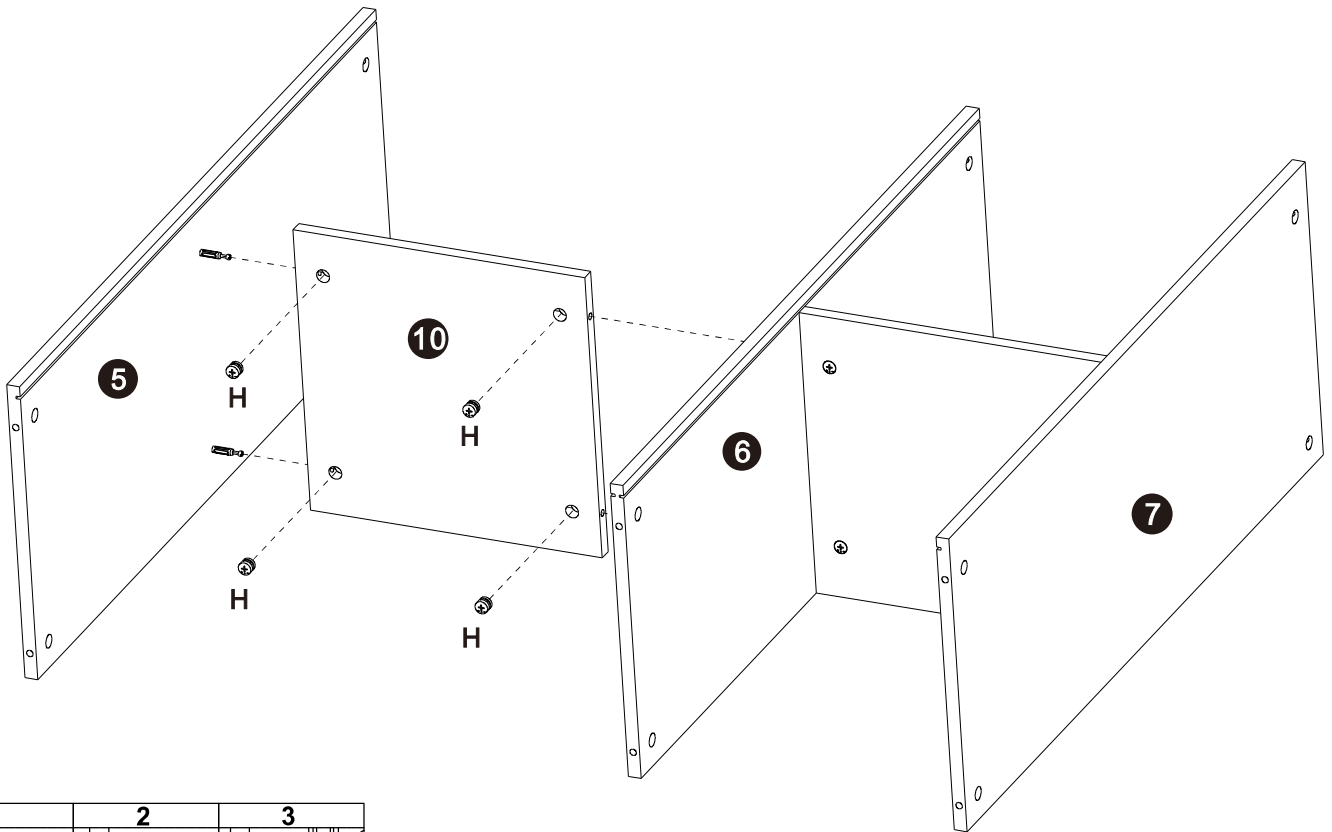


Schritt 7

H



4

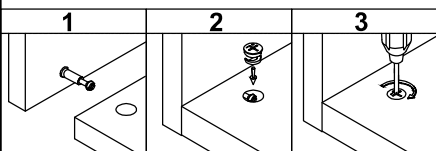
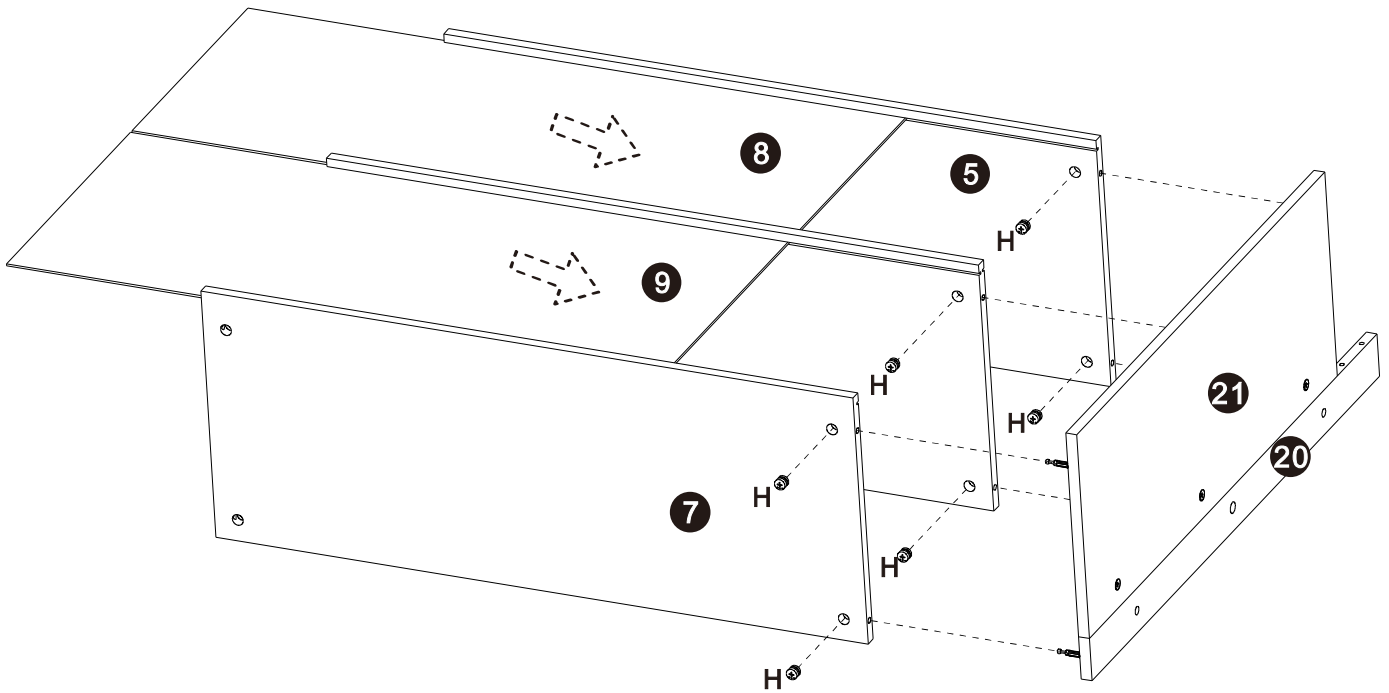


Schritt 8

H



6

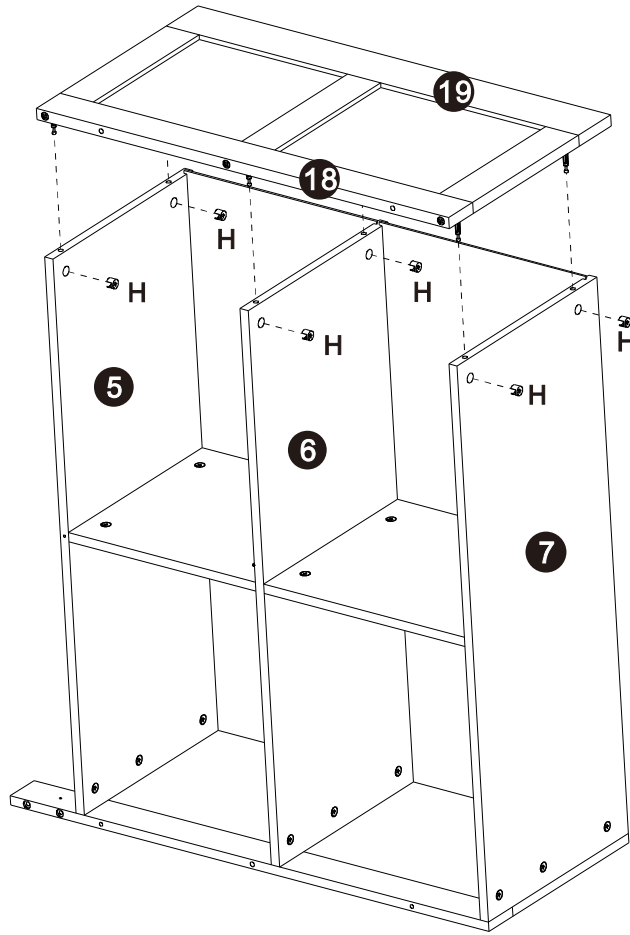
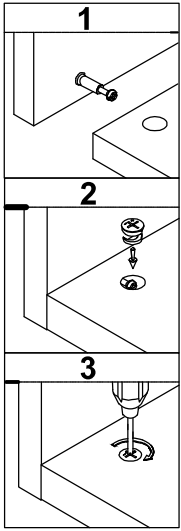


Schritt 9

H

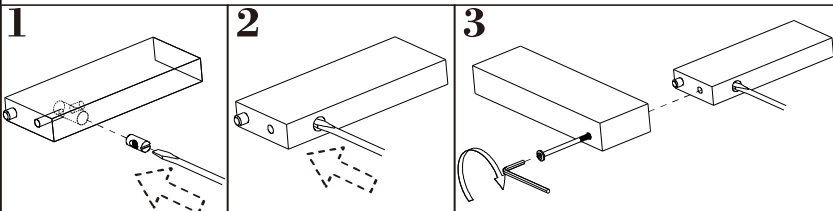
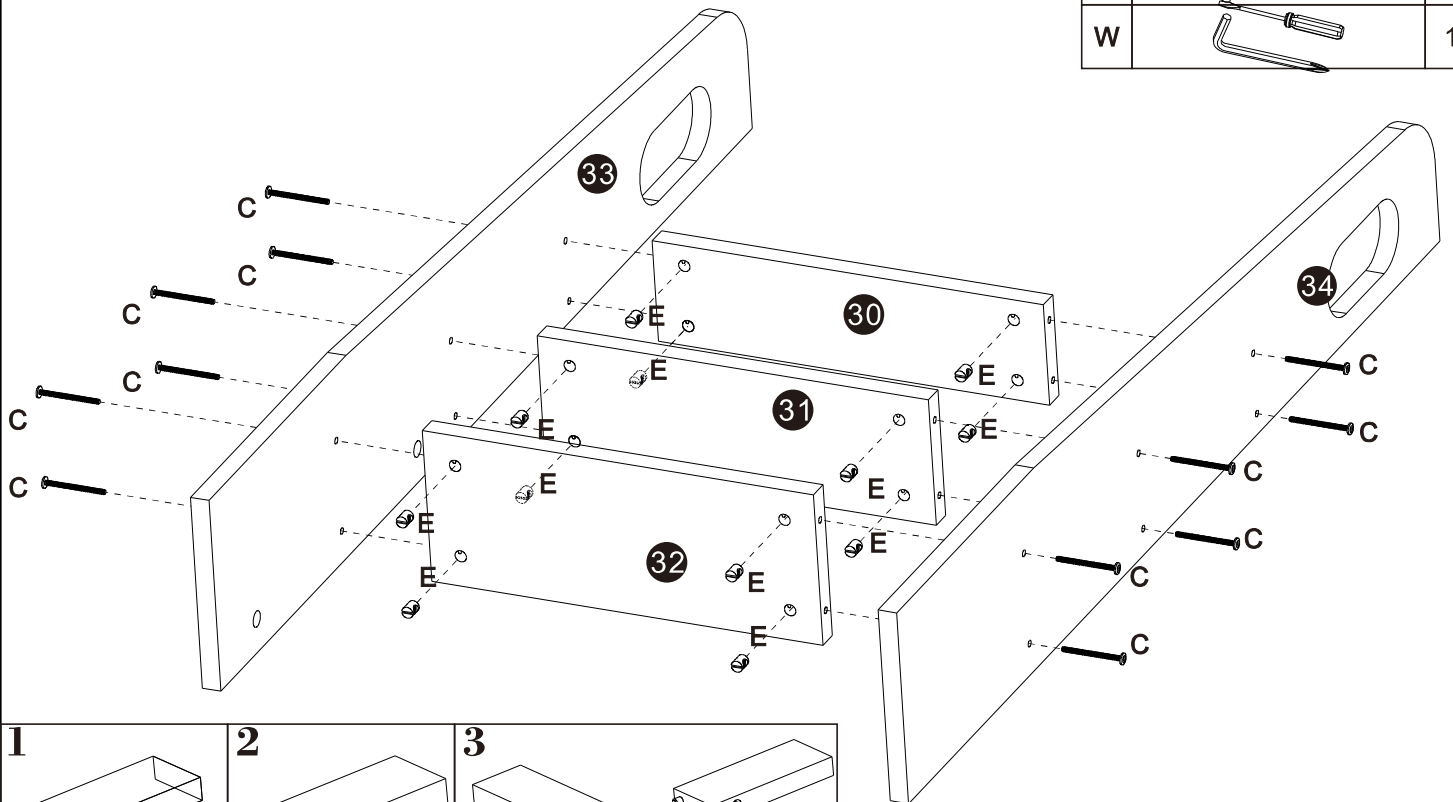


6



Schritt 10

C		M6x60	12
E		M10x15	12
W			1

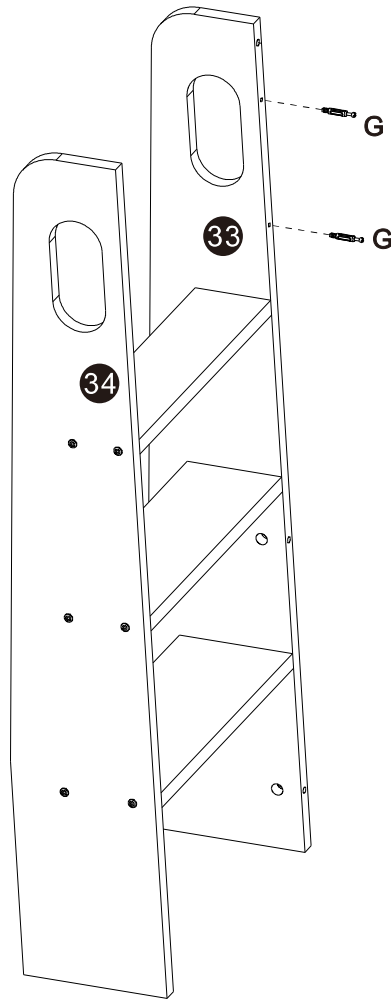


Schritt 11

G



2



Schritt 12

B

M6x90

2

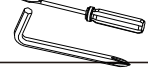
E



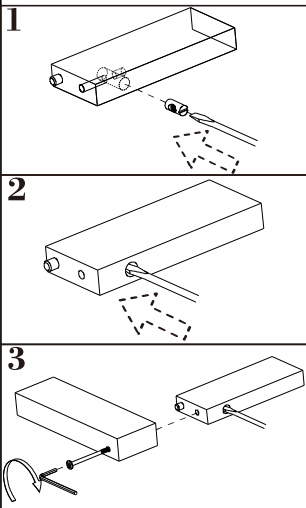
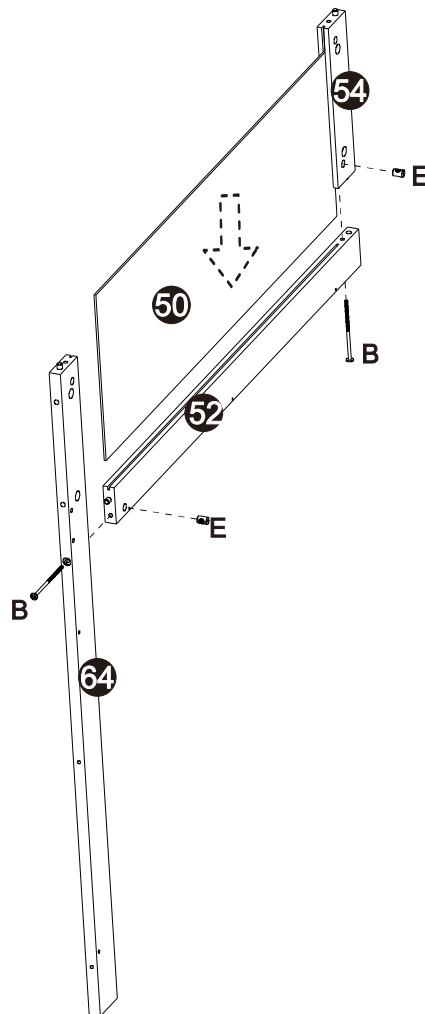
M10x15

2



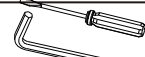
W

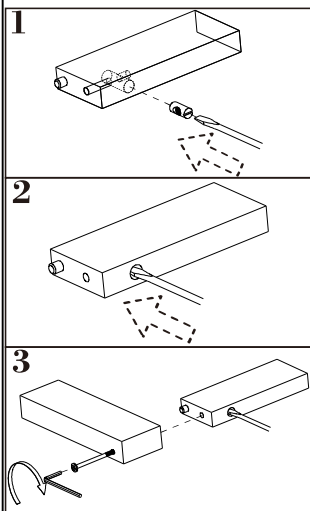
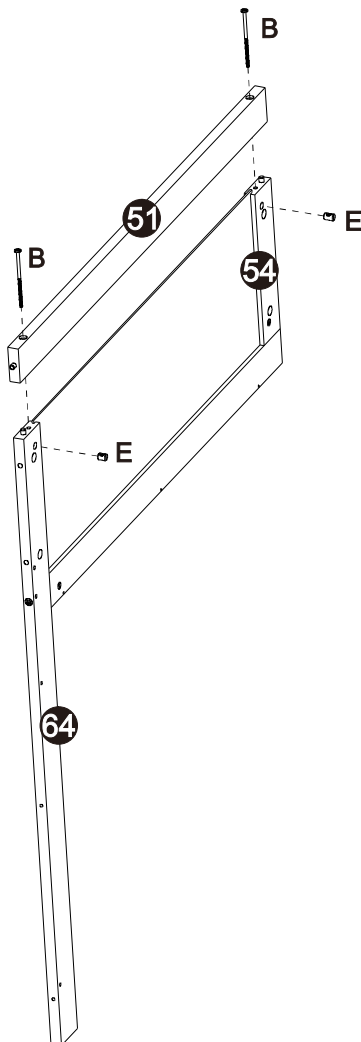


1




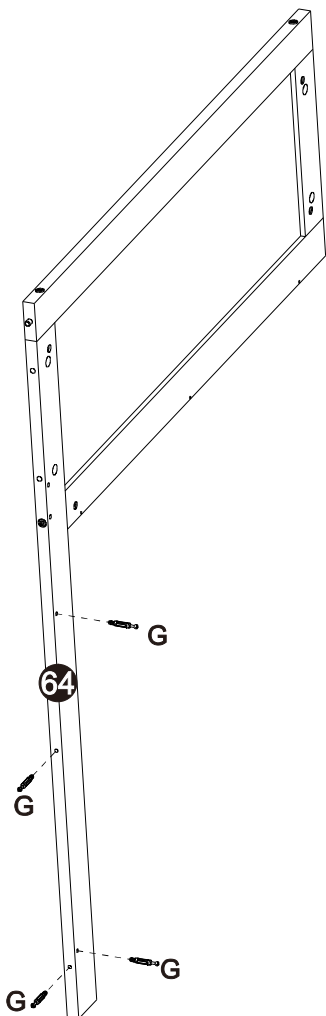
Schritt 13

B	 M6x90	2
E	 M10x15	2
W		1



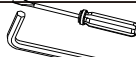


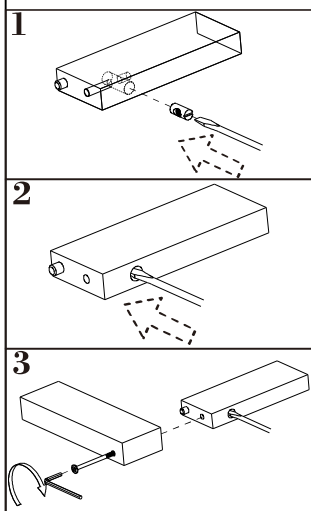
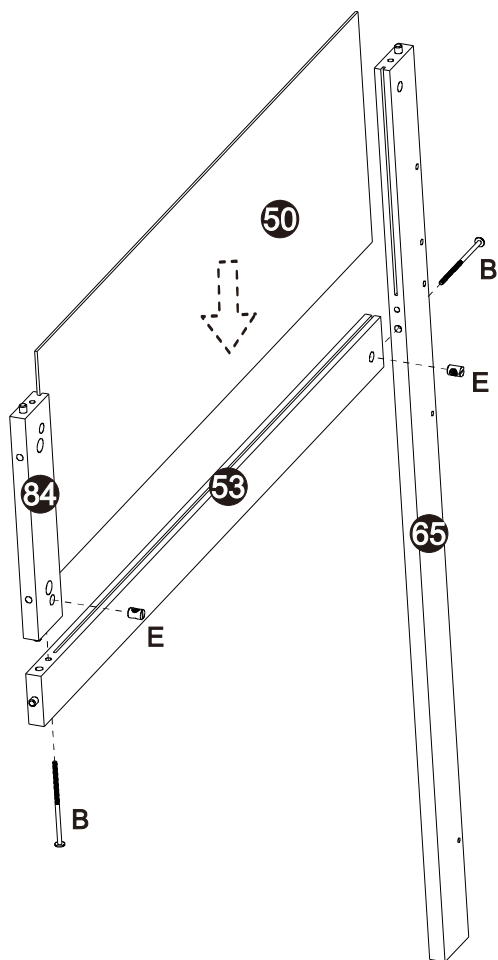
Schritt 14

G		4
---	---	---



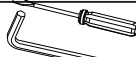


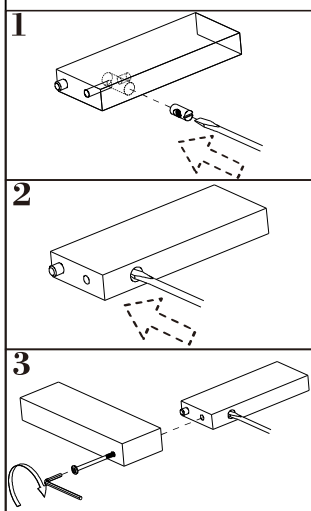
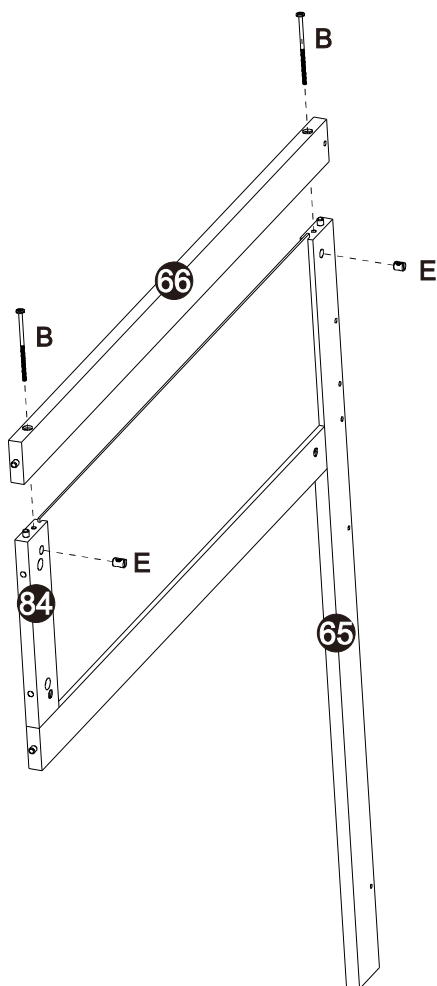
Schritt 15

B	 M6x90	2
E	 M10x15	2
W		1

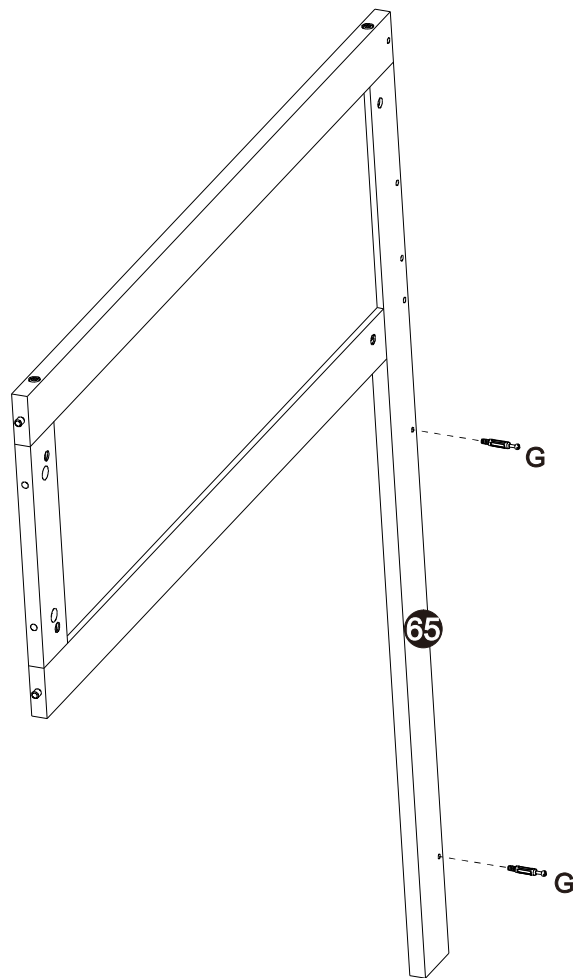


Schritt 16

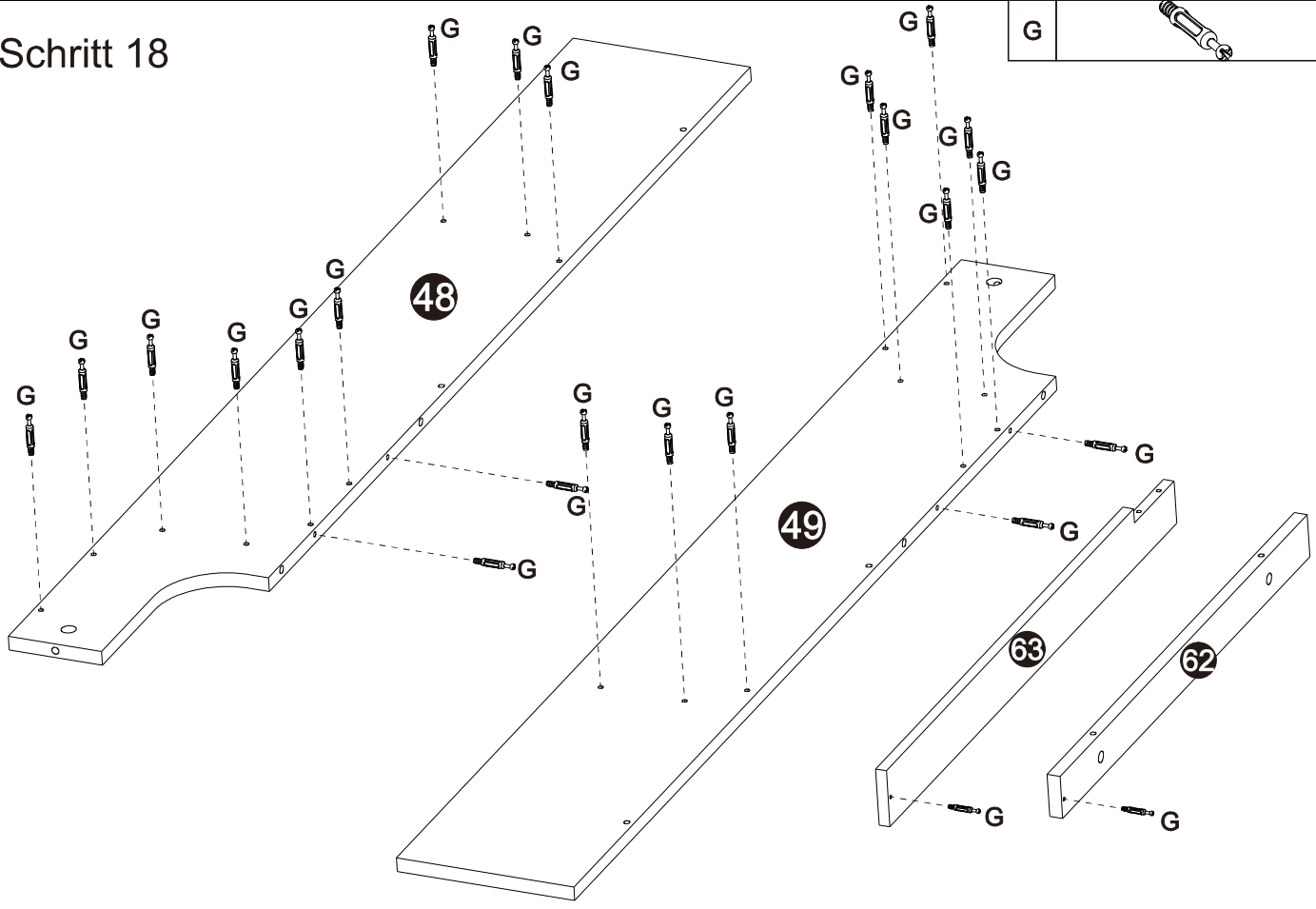
B	 M6x90	2
E	 M10x15	2
W		1



Schritt 17



Schritt 18

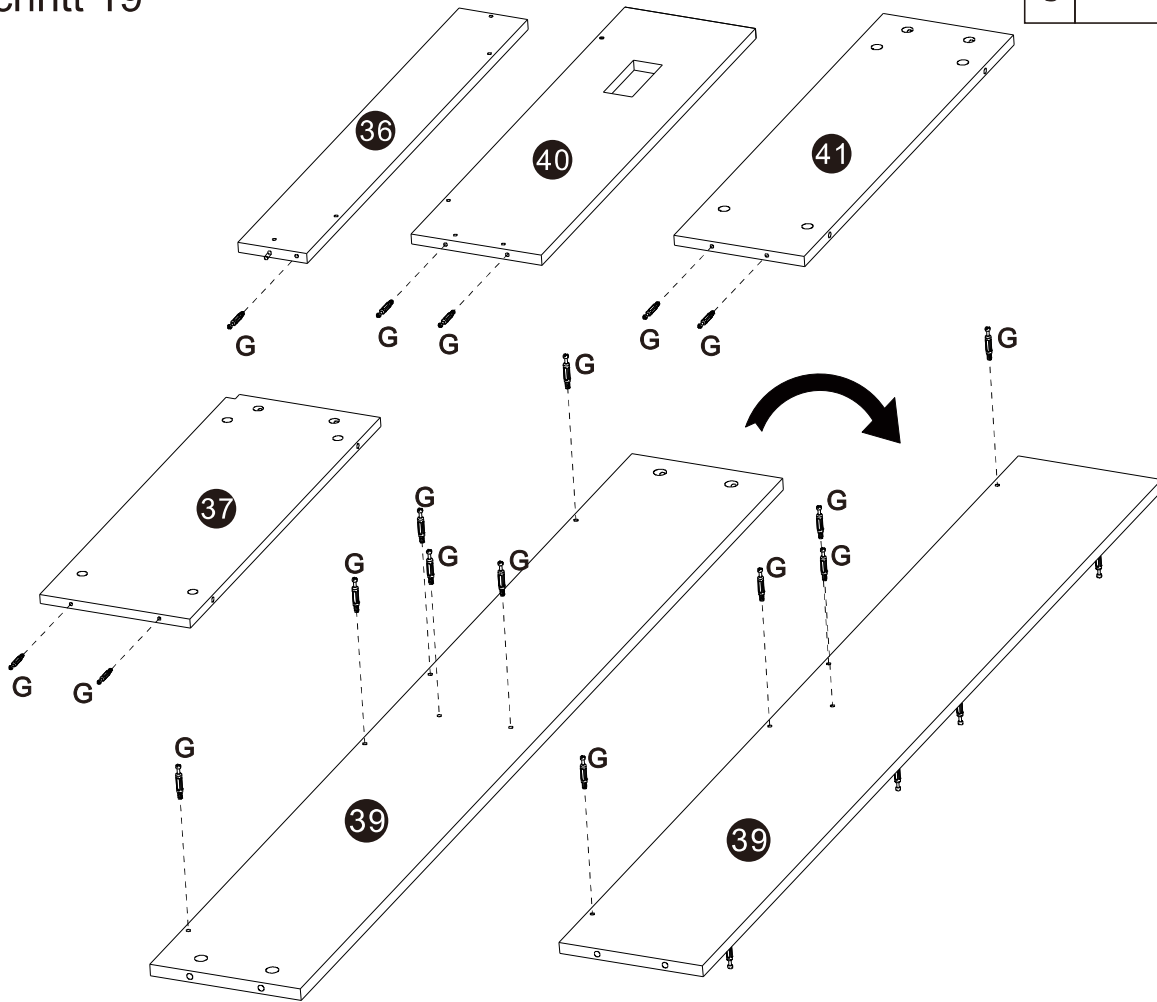


Schritt 19

G



18

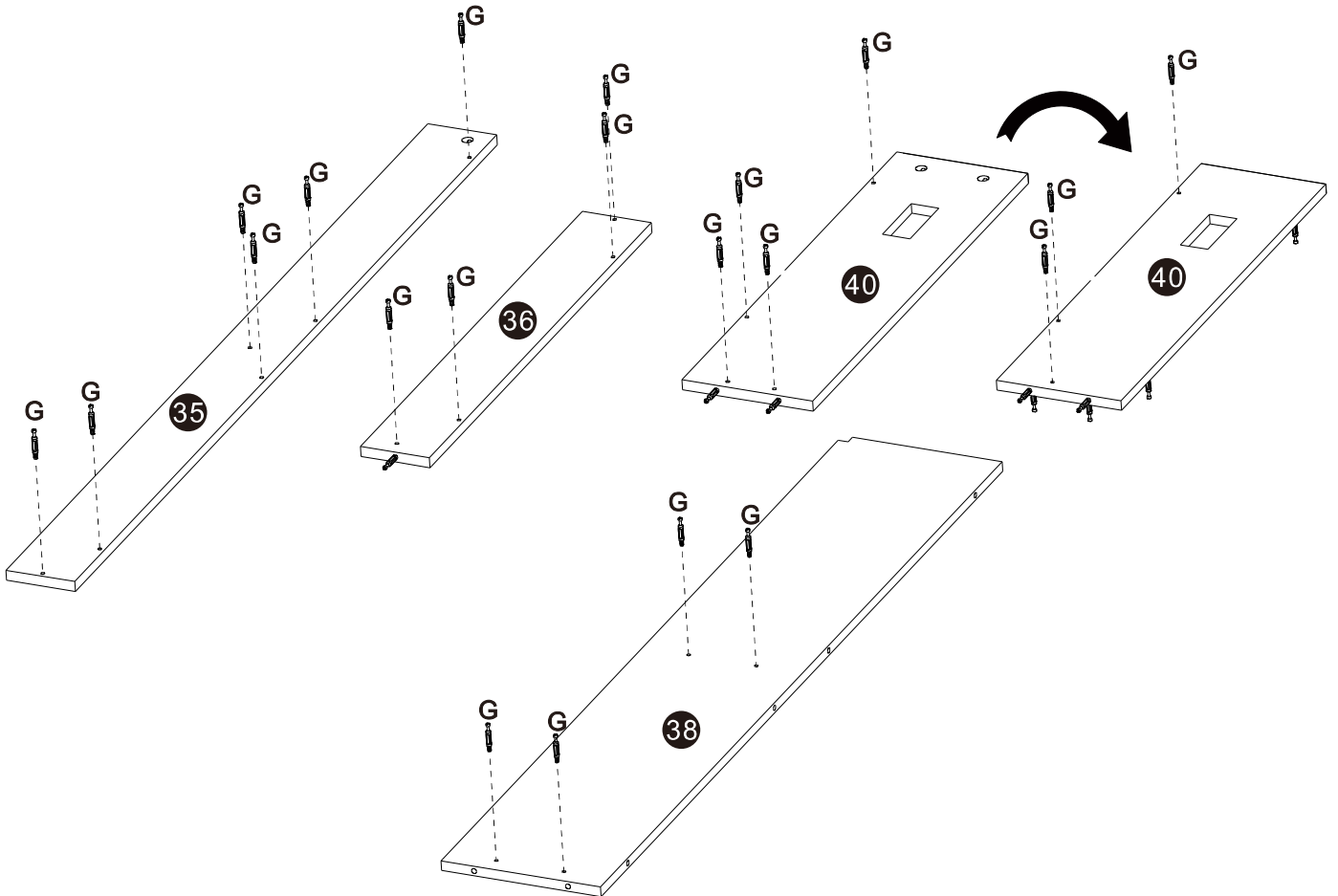


Schritt 20

G



21

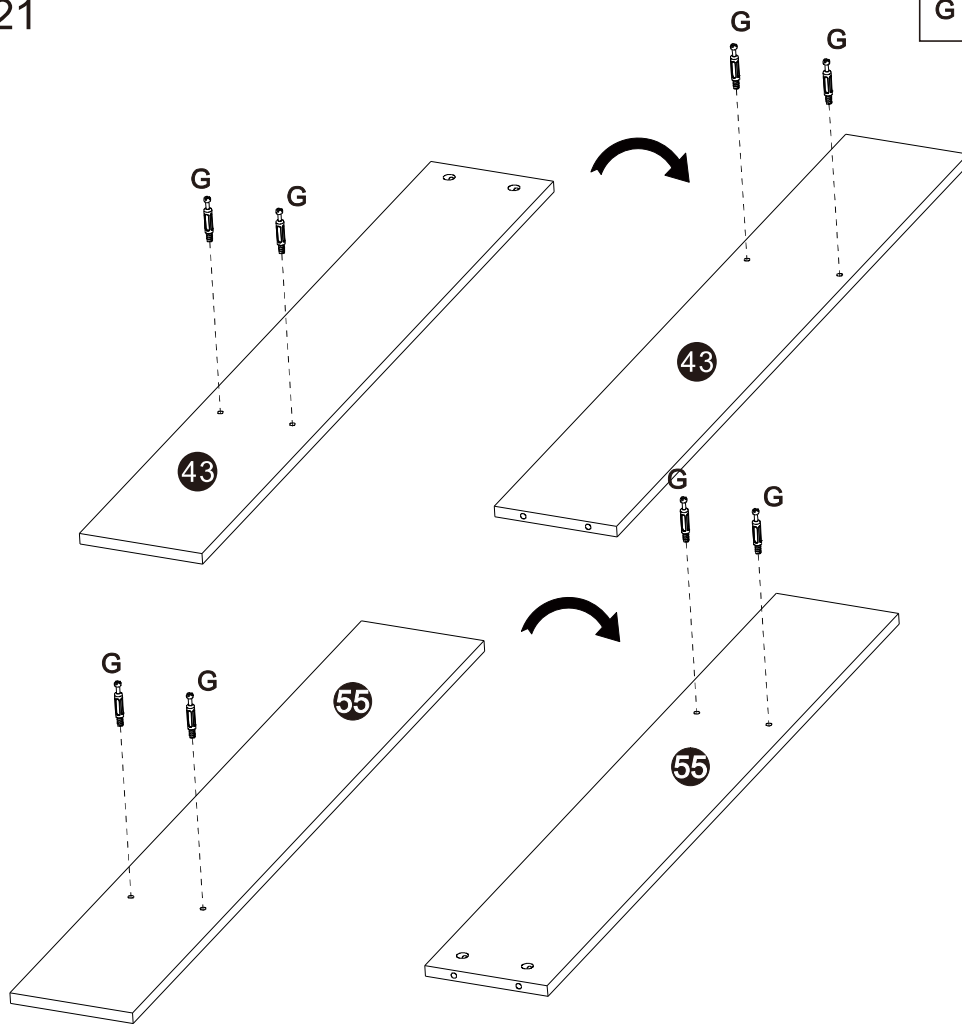


Schritt 21

G



8

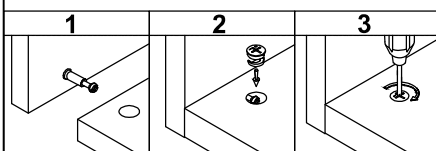
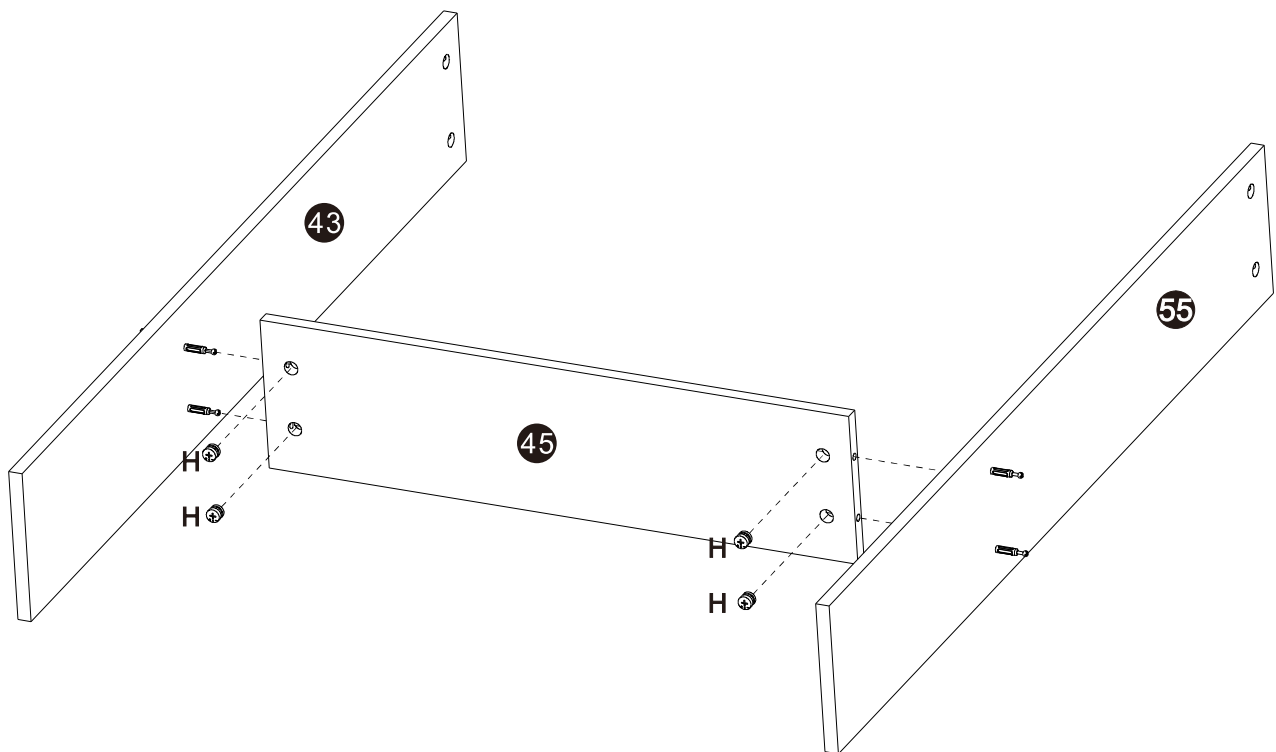


Schritt 22

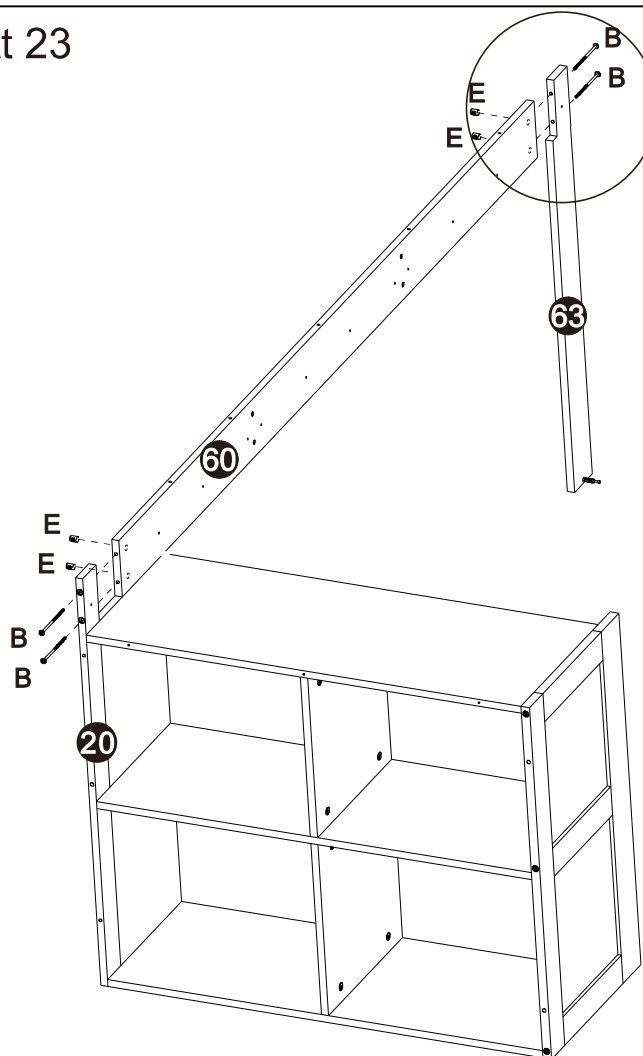
H






4

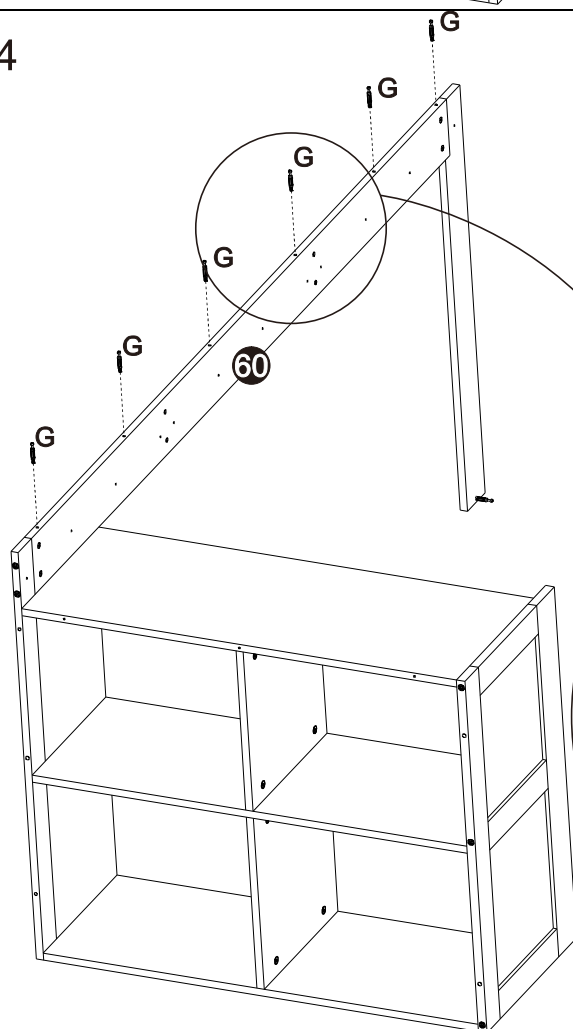



Schritt 23

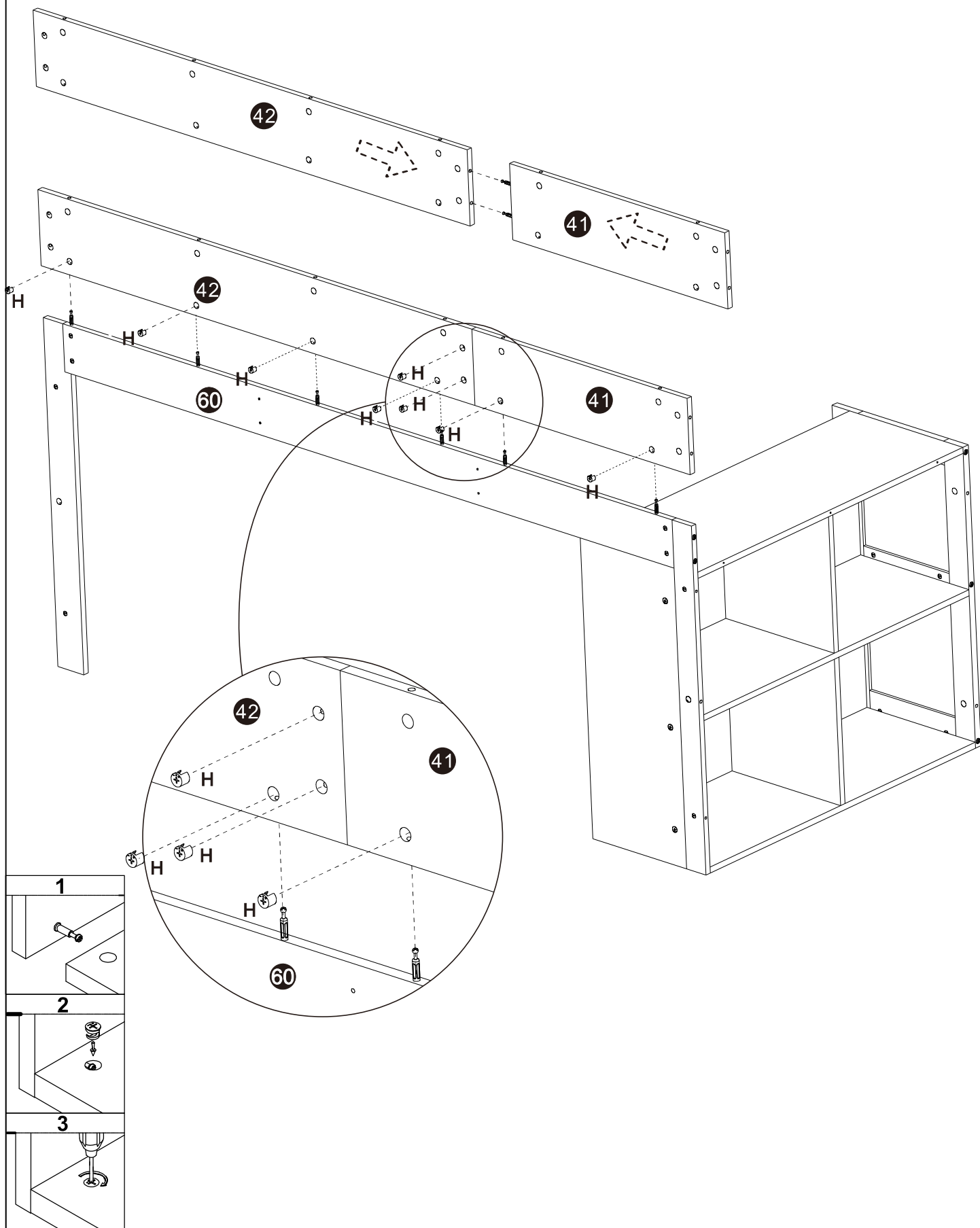


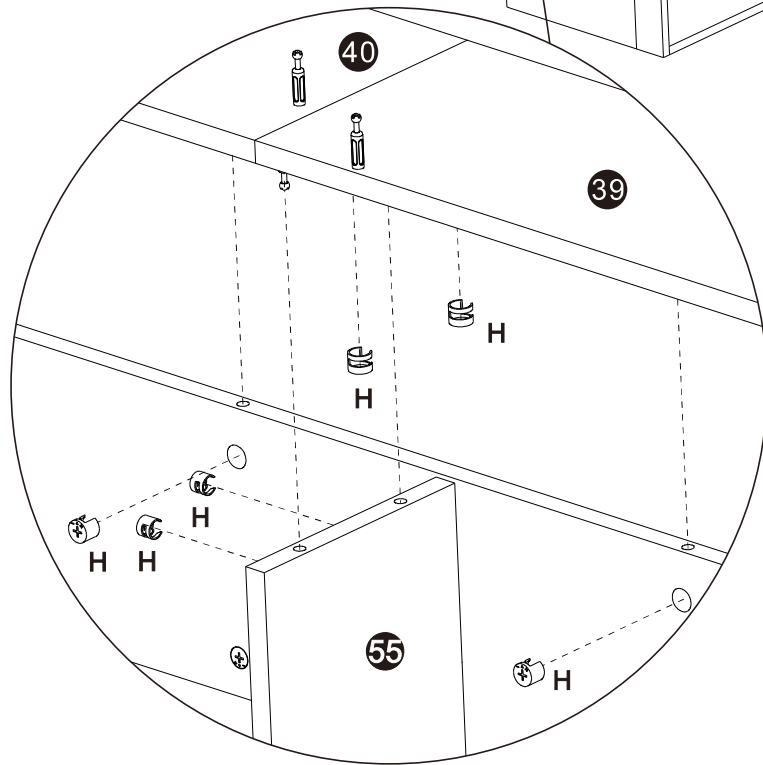
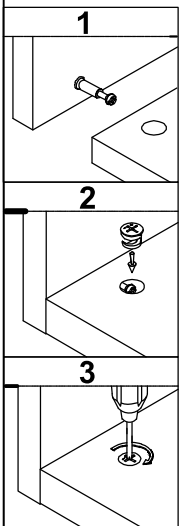
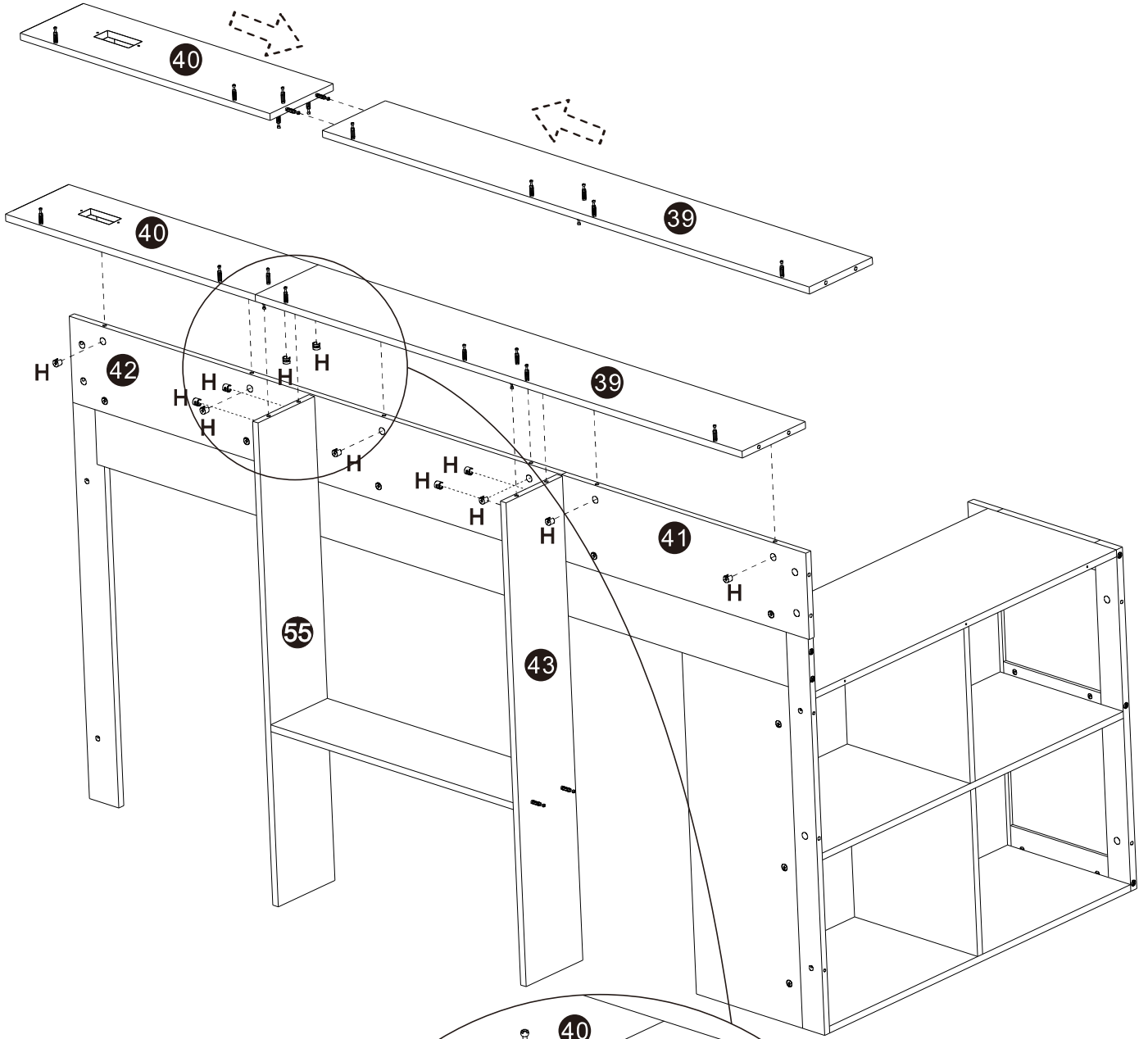
B		M6x90	4
E		M10x15	4
W			1

Schritt 24



G			6
---	---	--	---



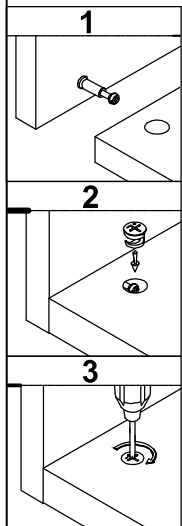
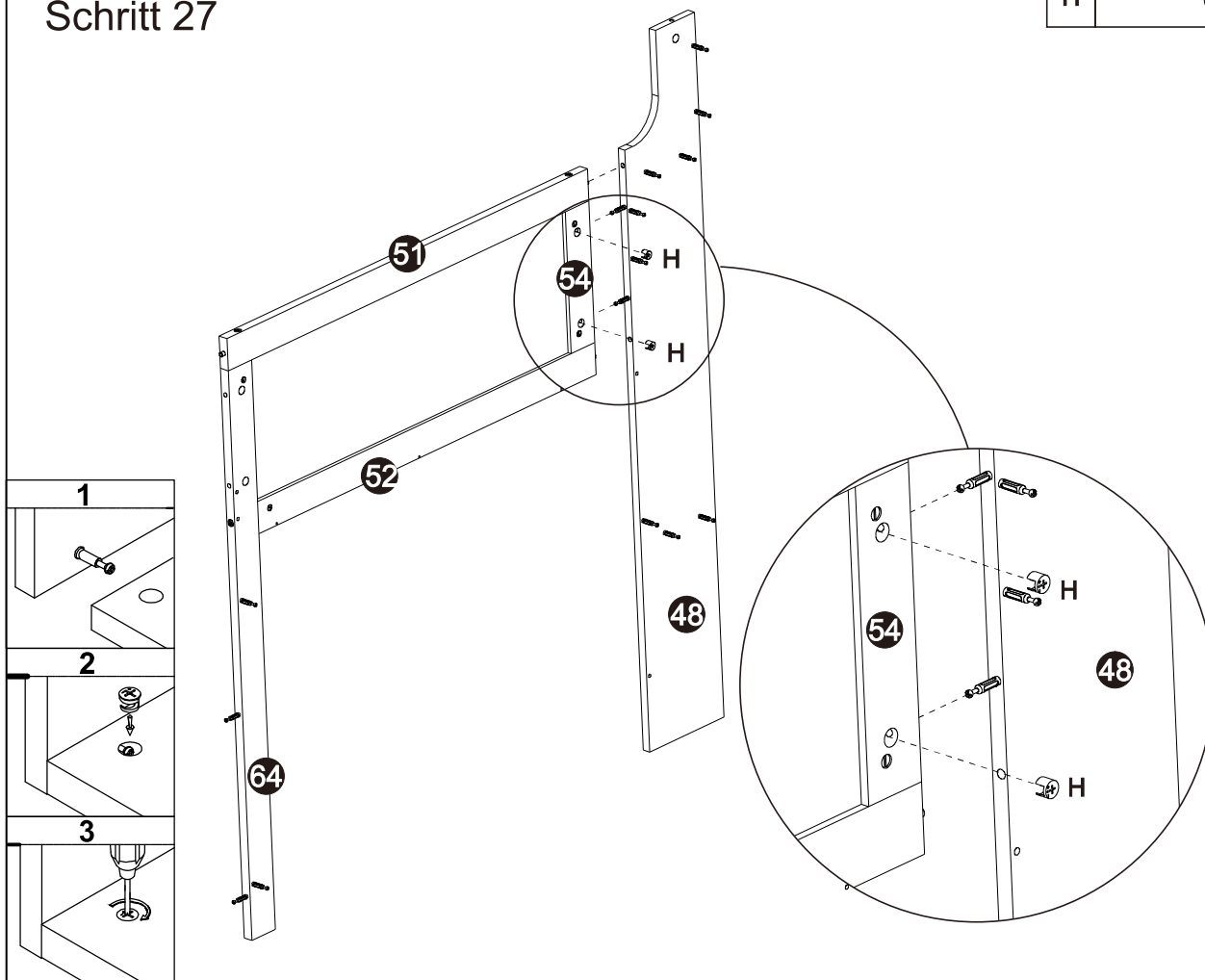


Schritt 27

H



2

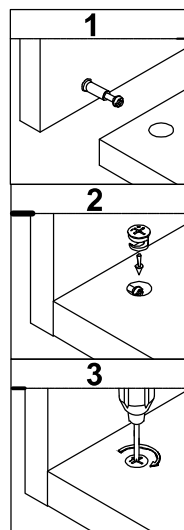
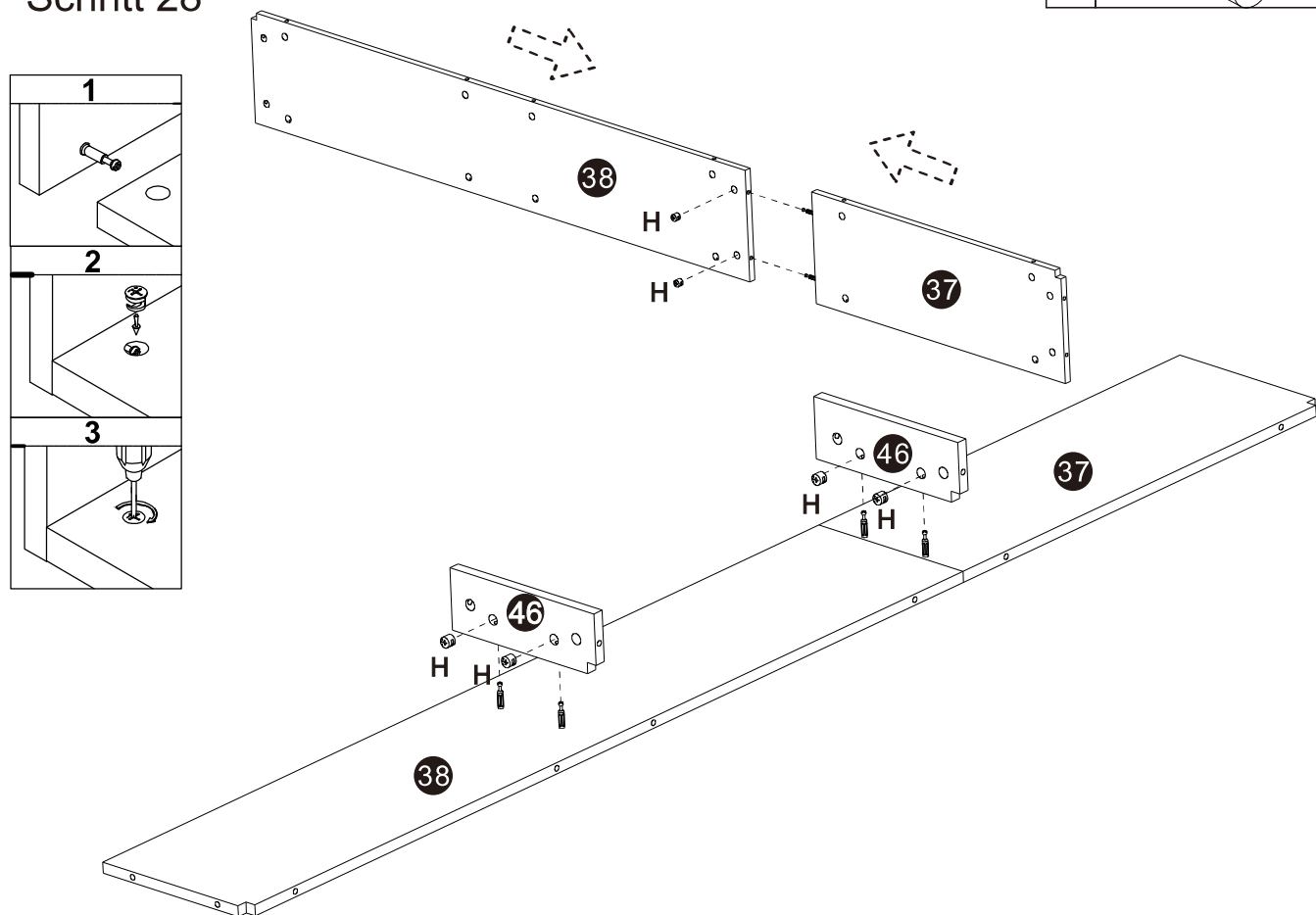


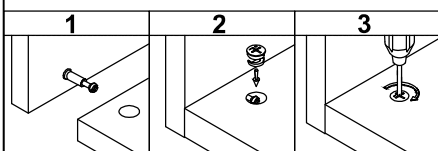
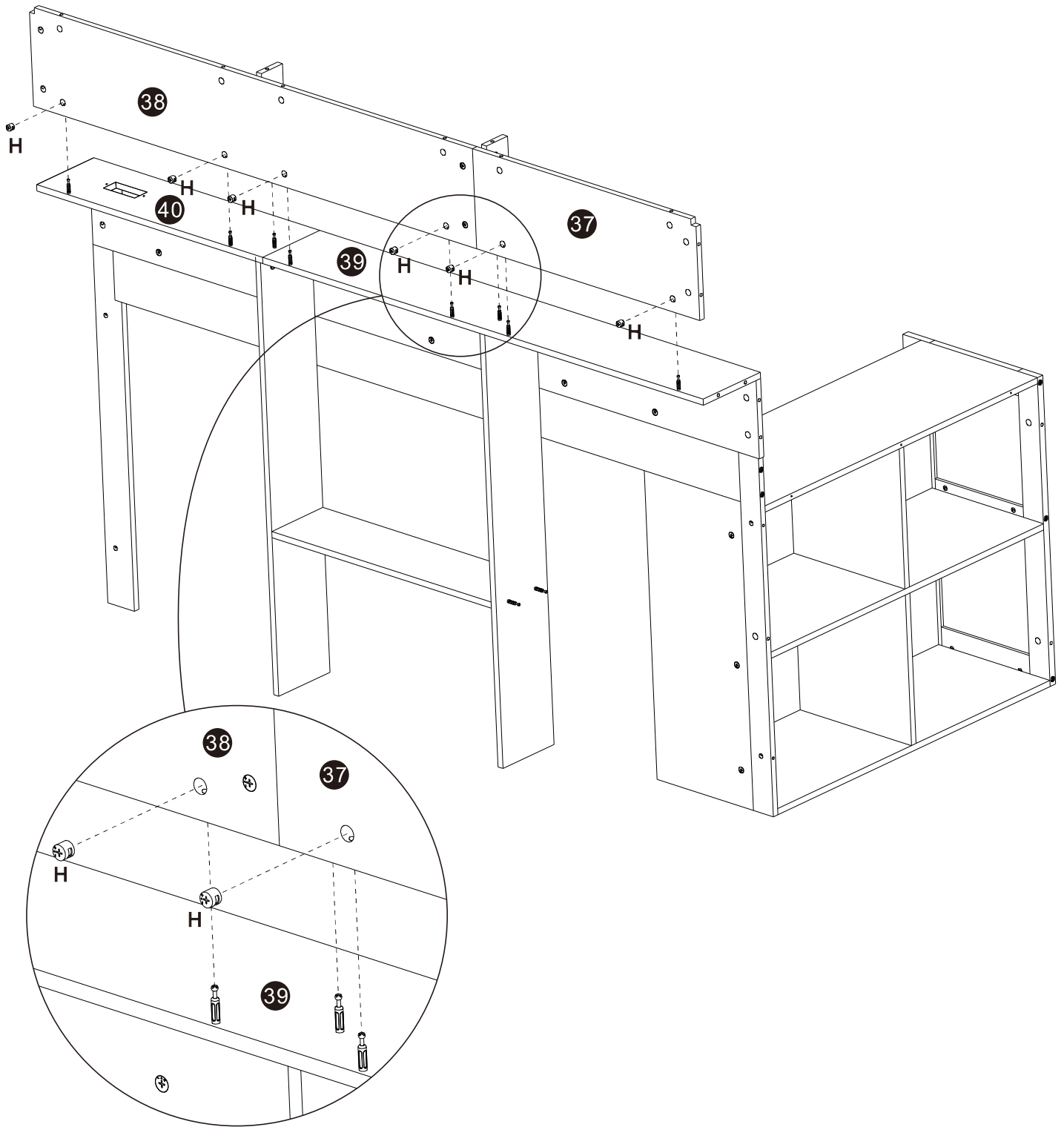
Schritt 28

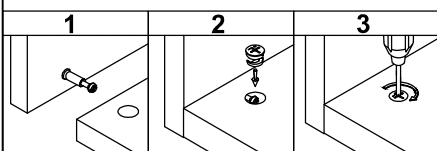
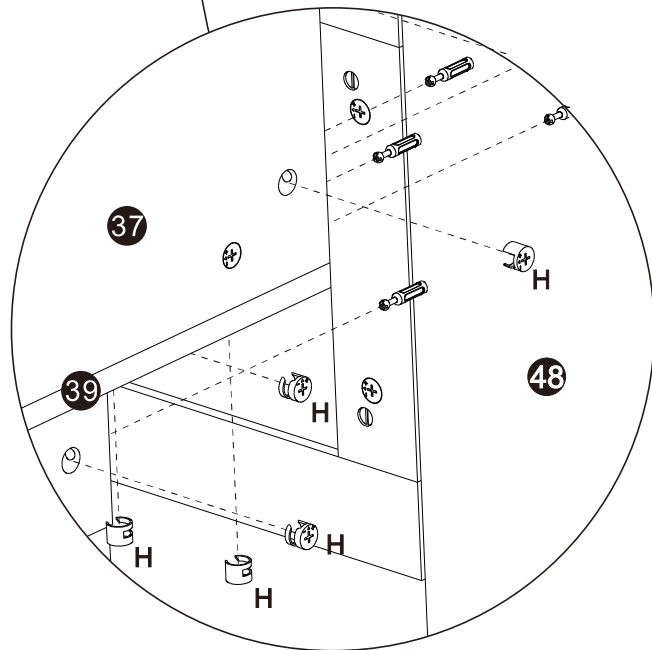
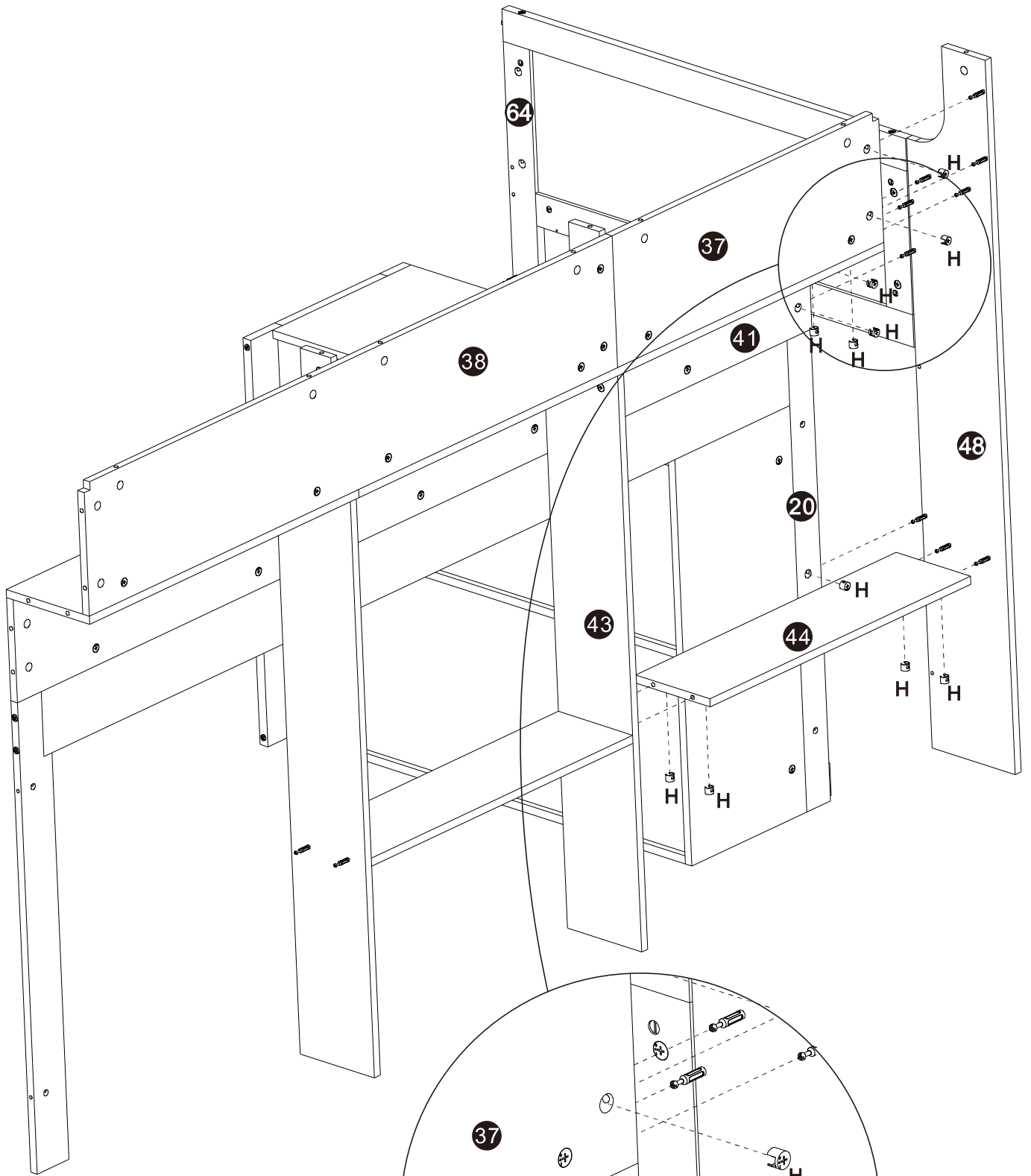
H

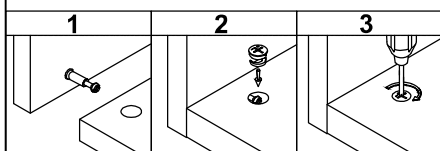
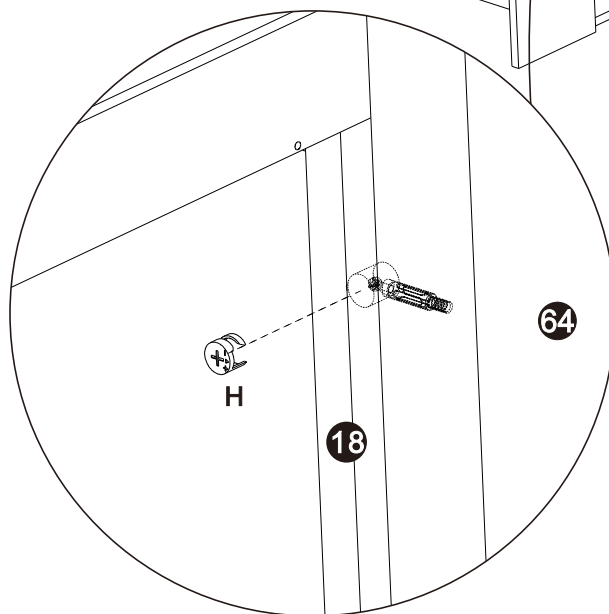
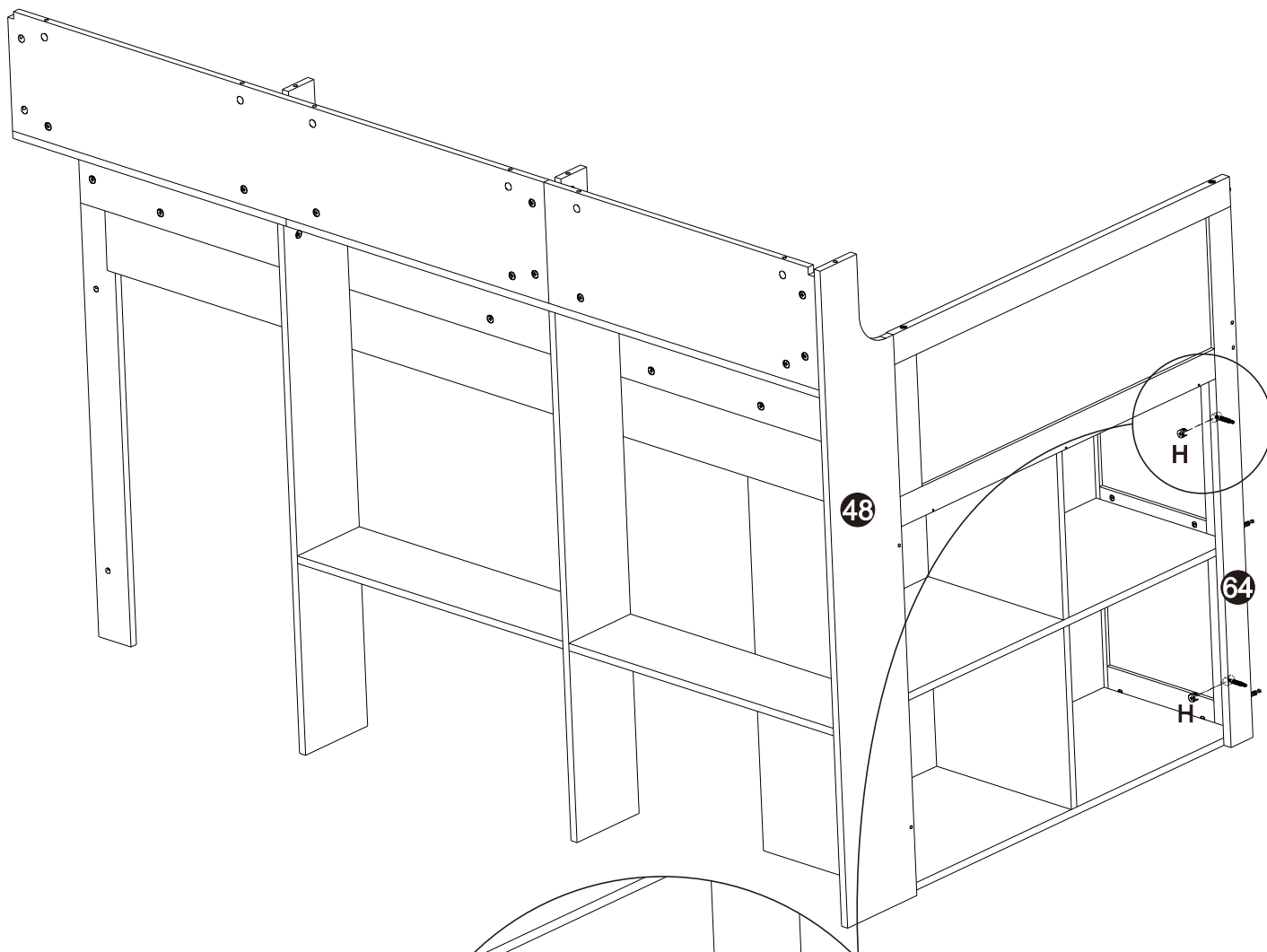


6



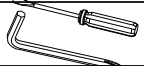


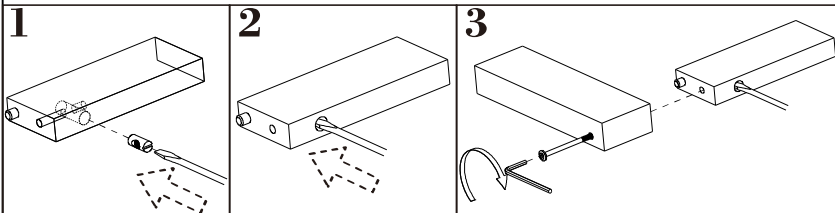
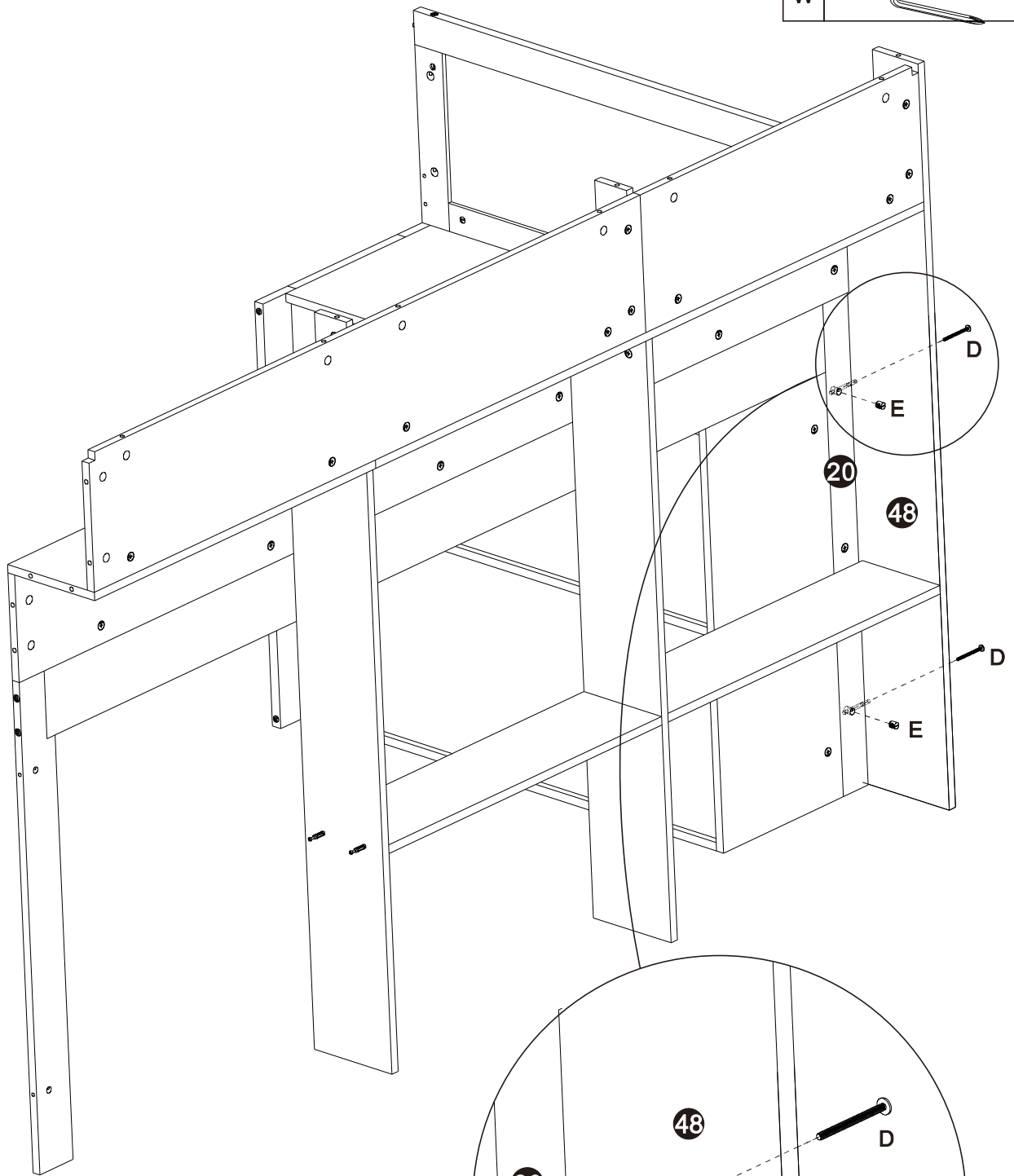


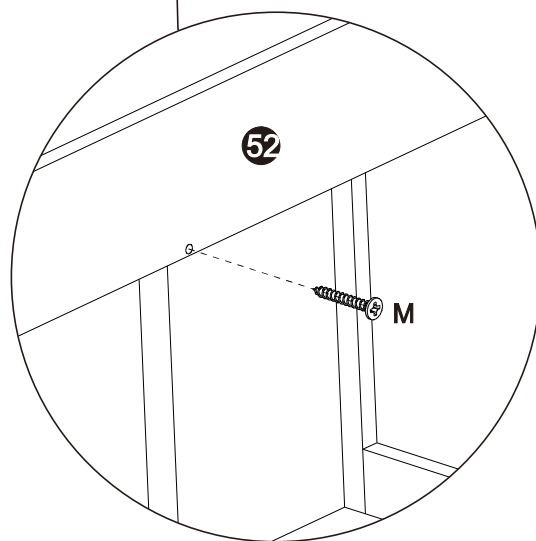
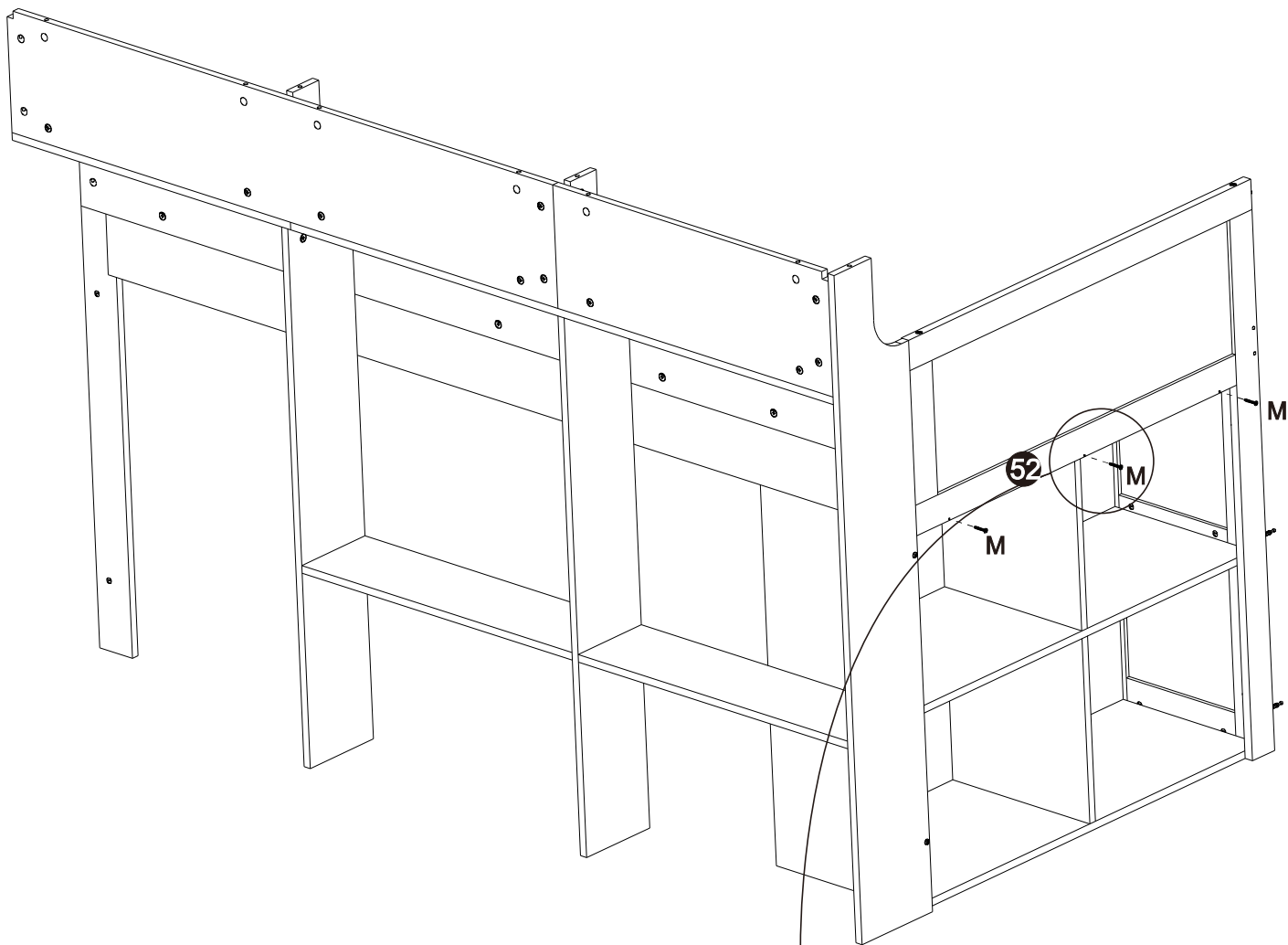




Schritt 32

D		M6x50	2
E		M10x15	2
W			1



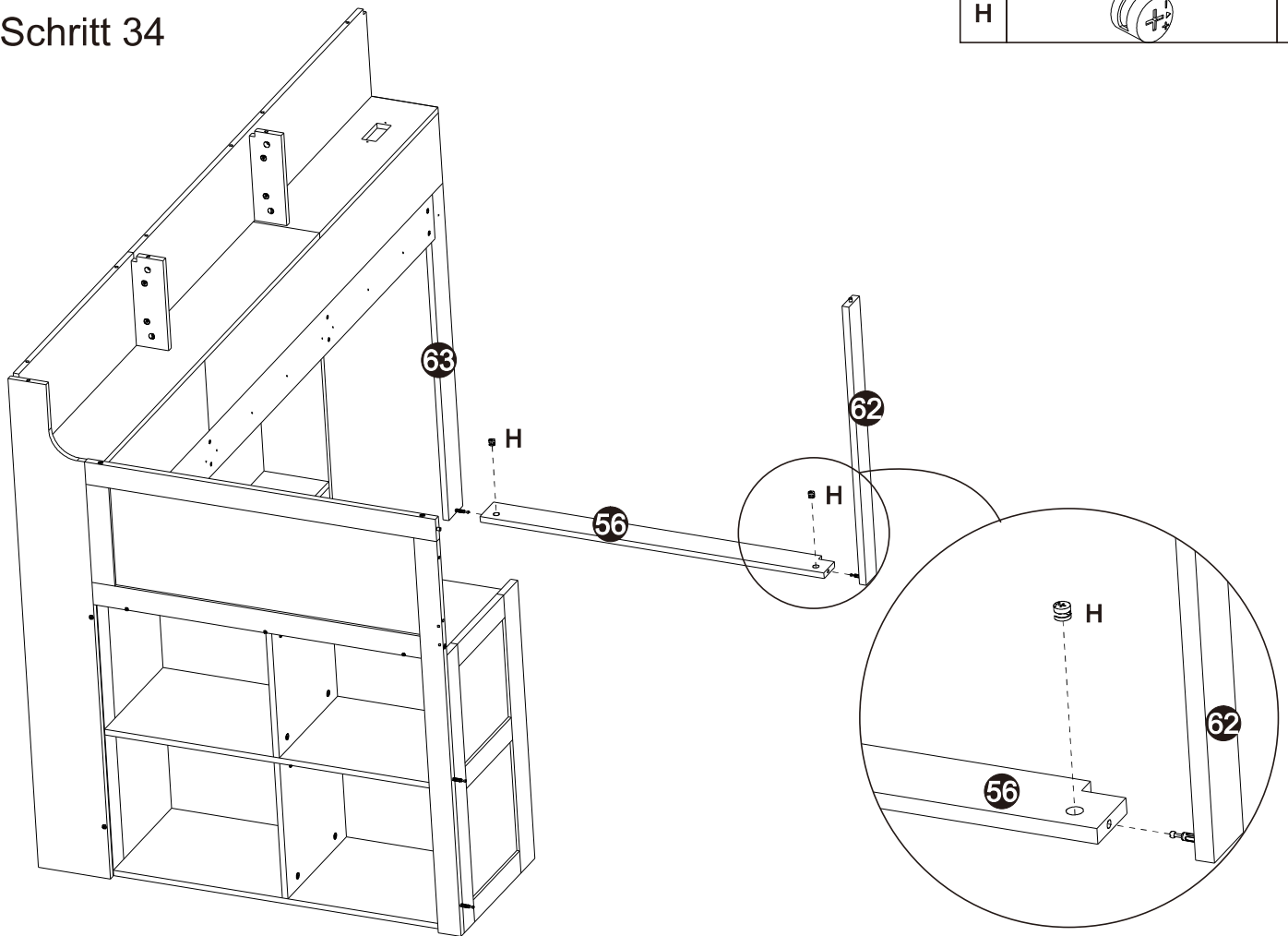


Schritt 34

H



2

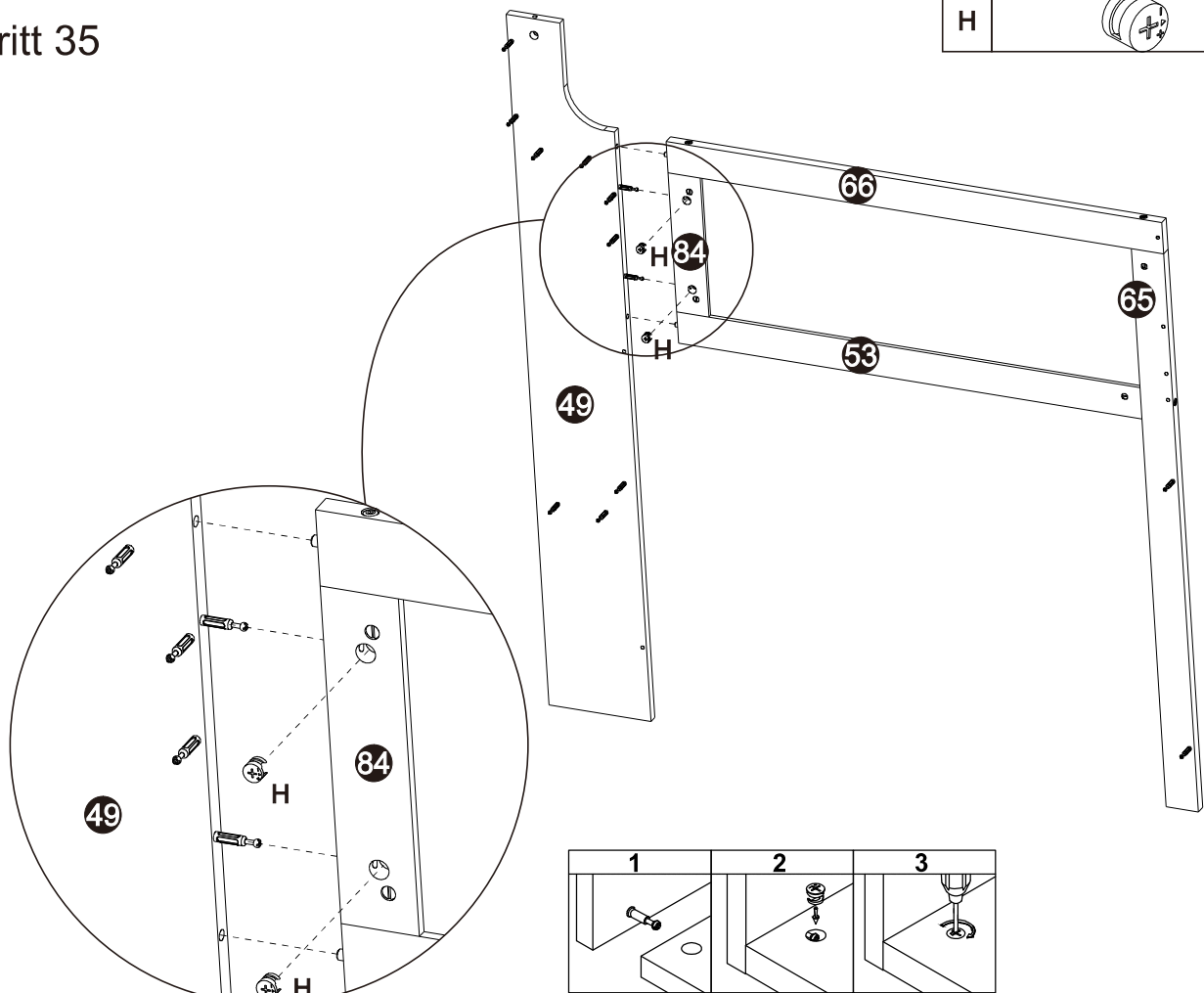


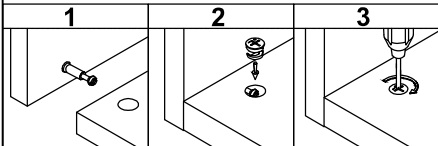
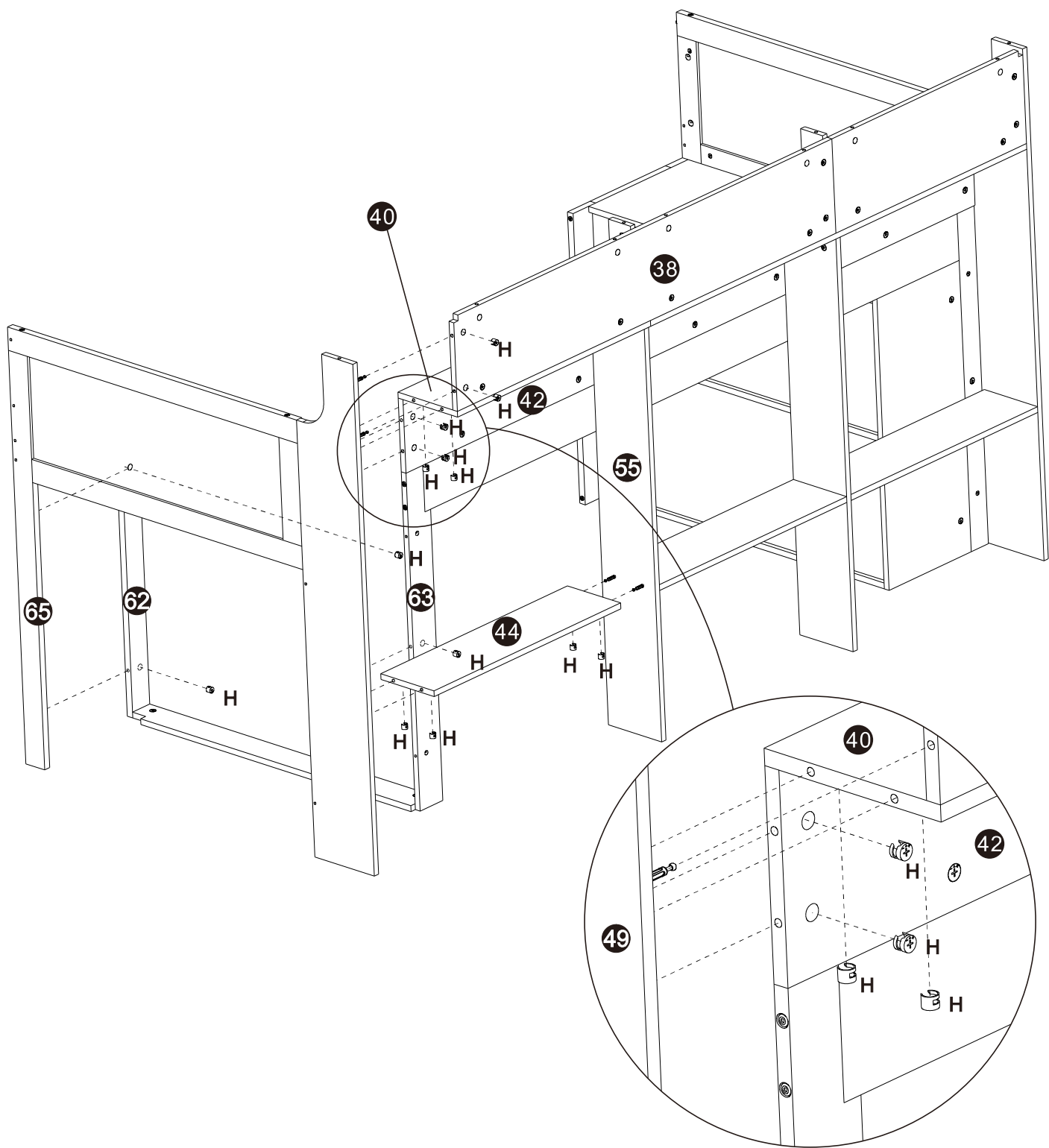
Schritt 35

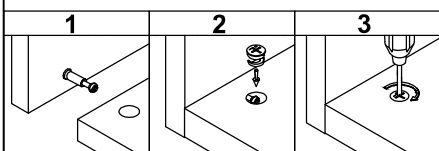
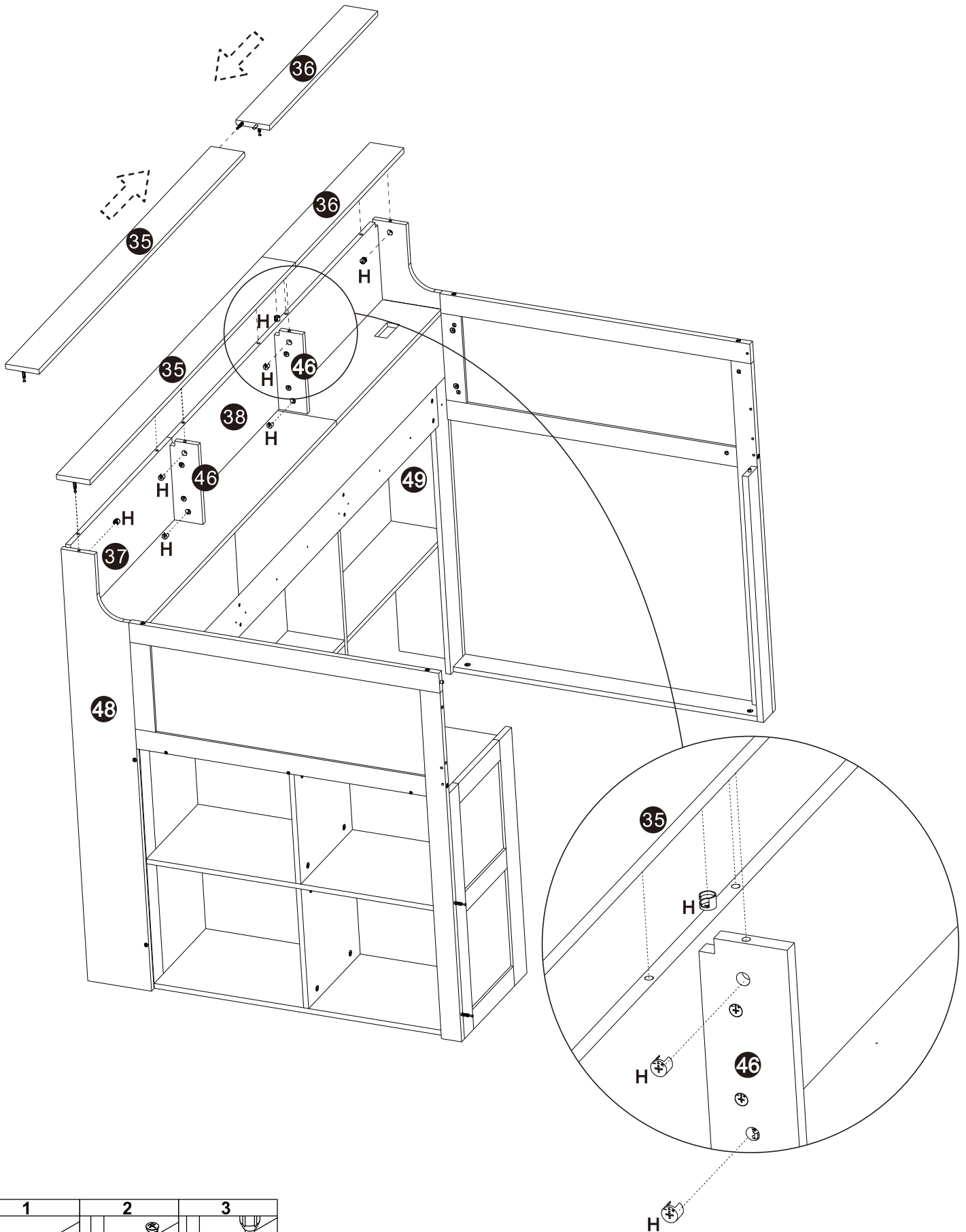
H

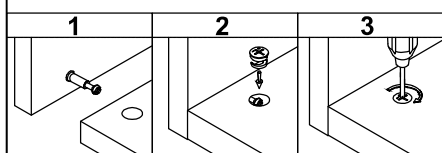
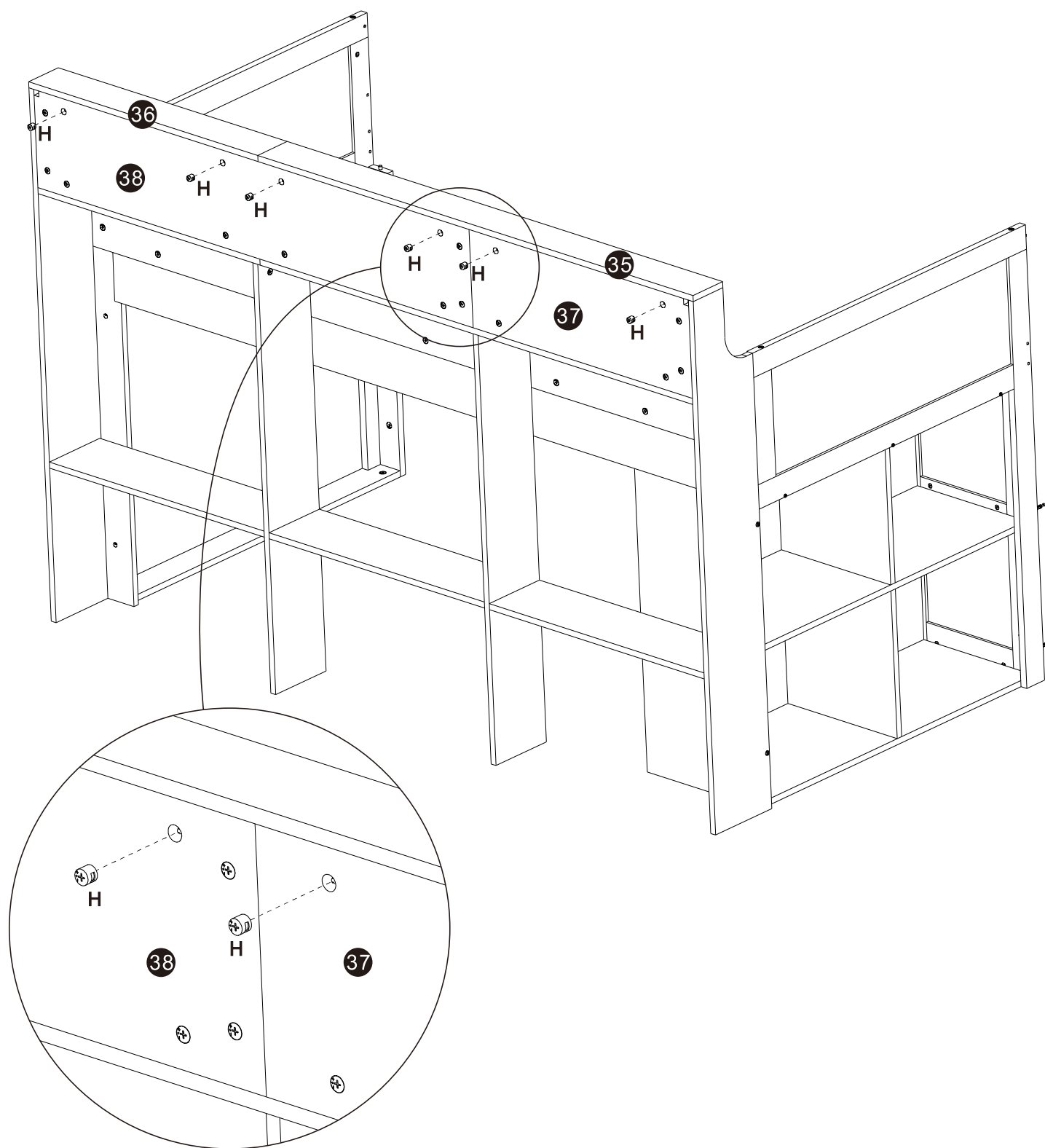


2







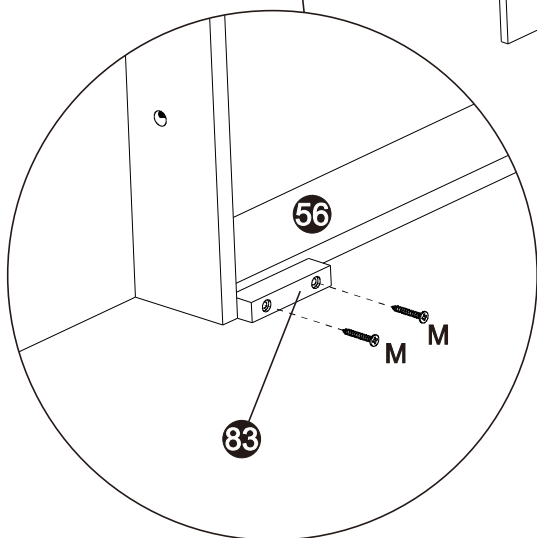
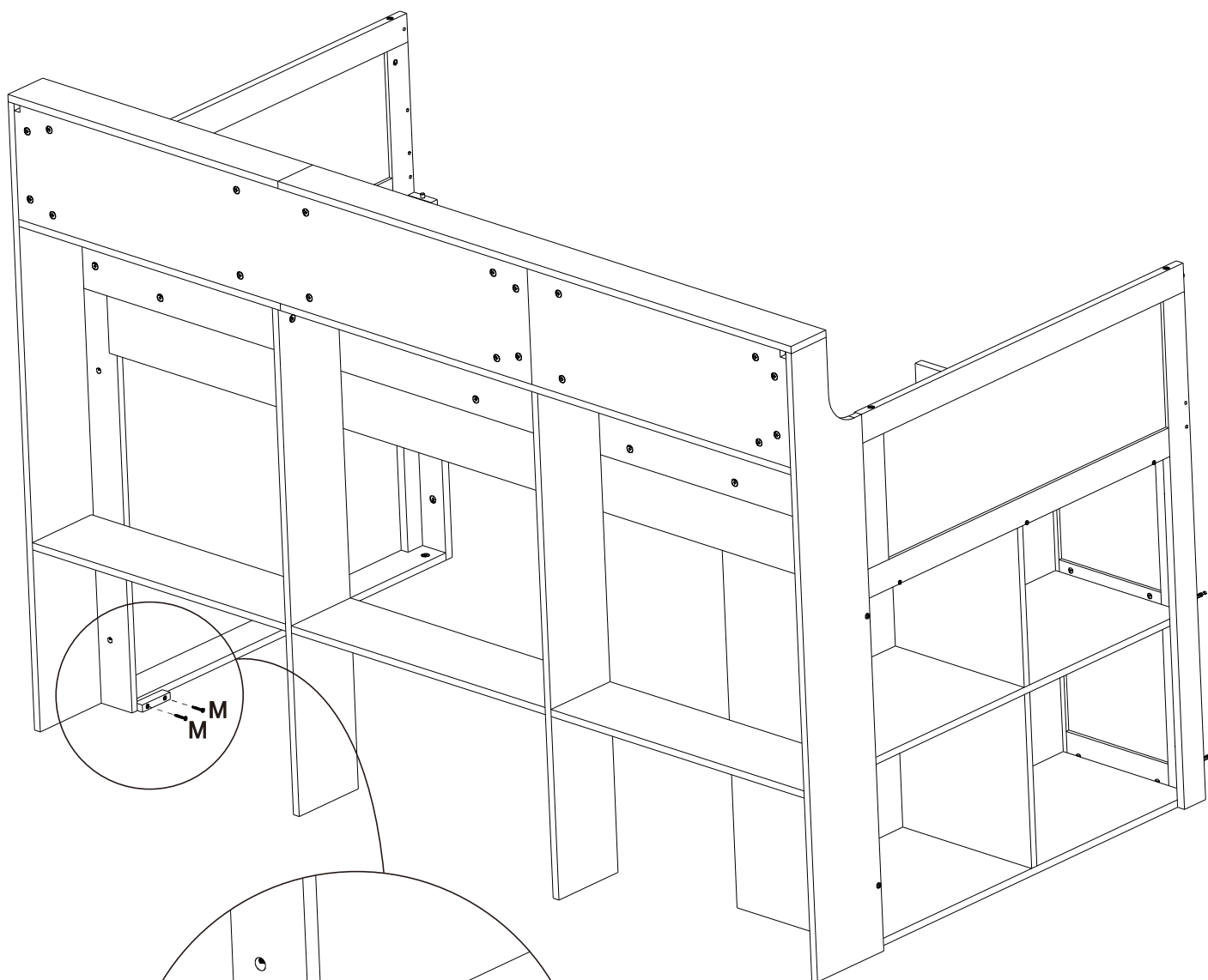


Schritt 39

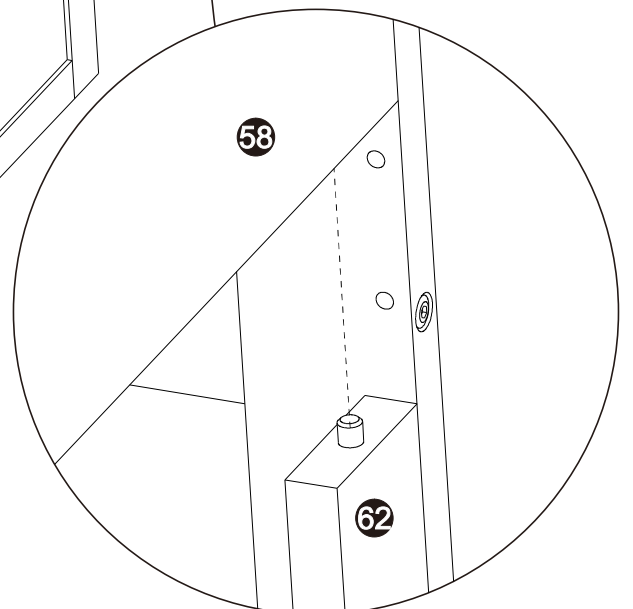
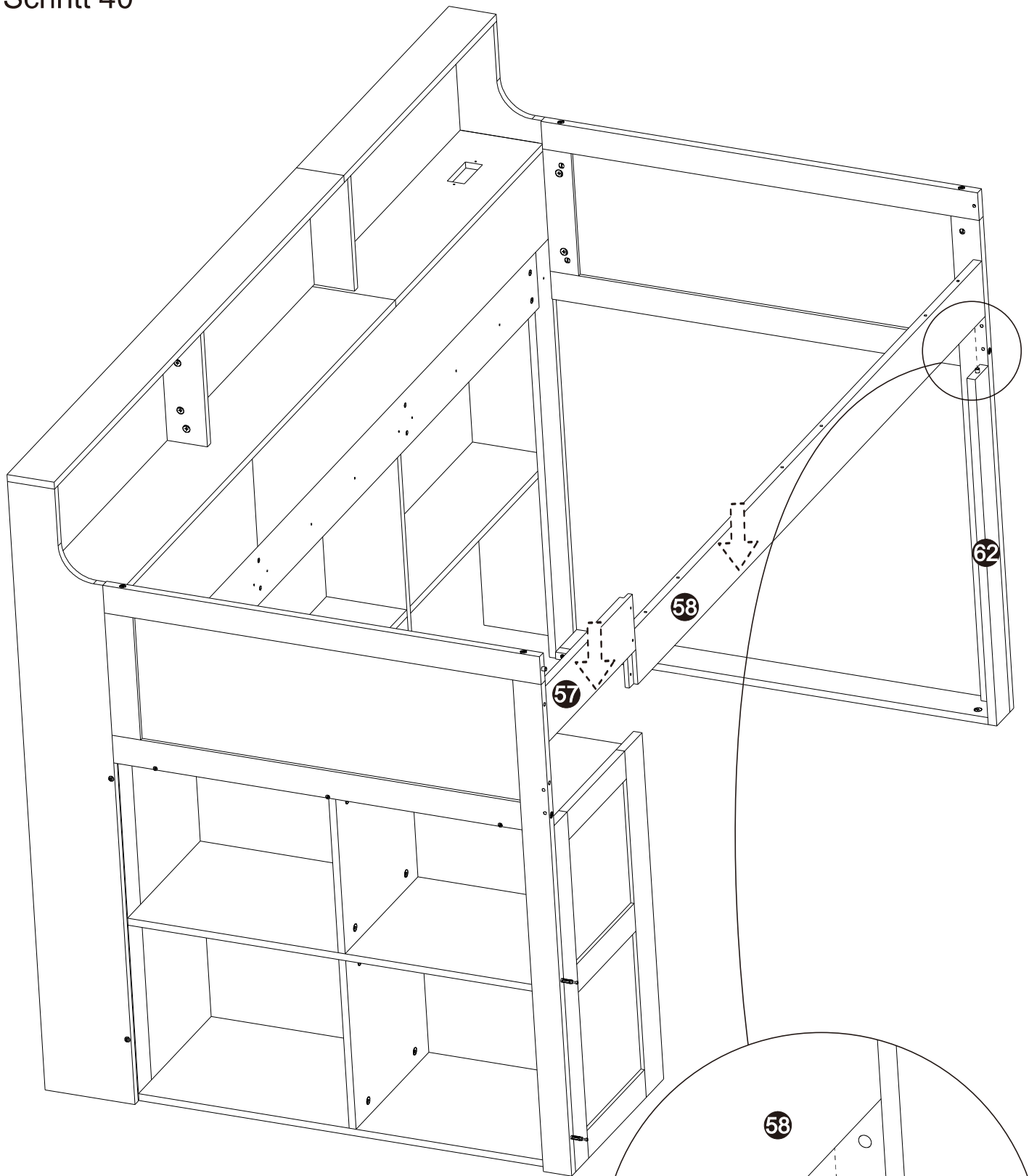
M

 M4x30





2

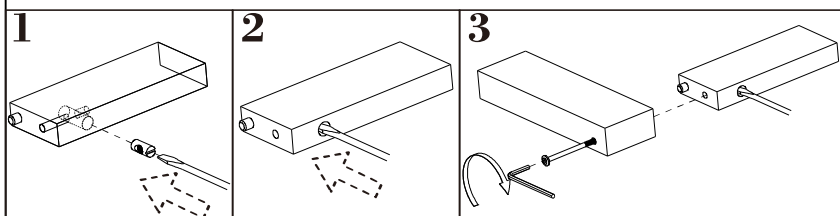
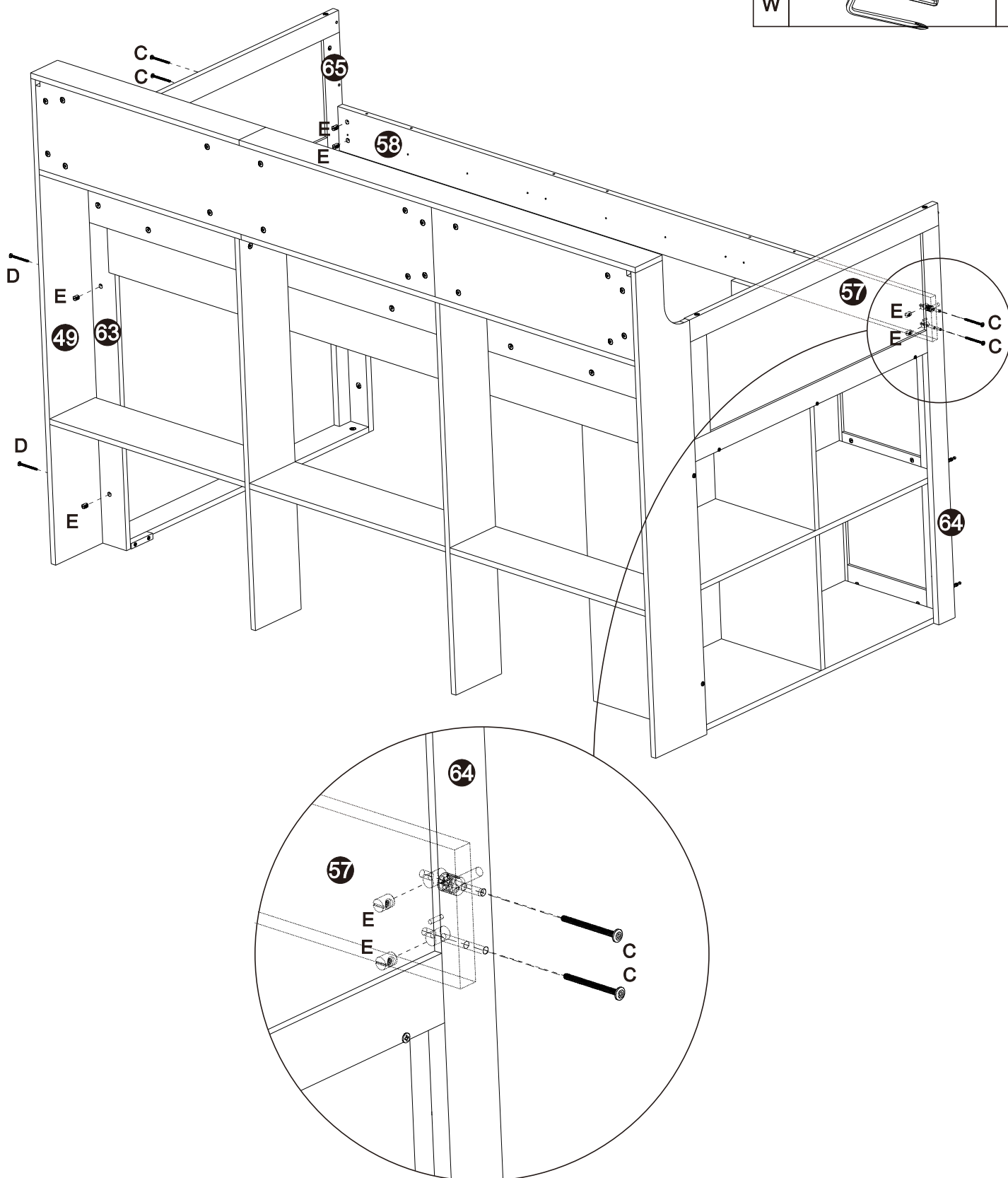


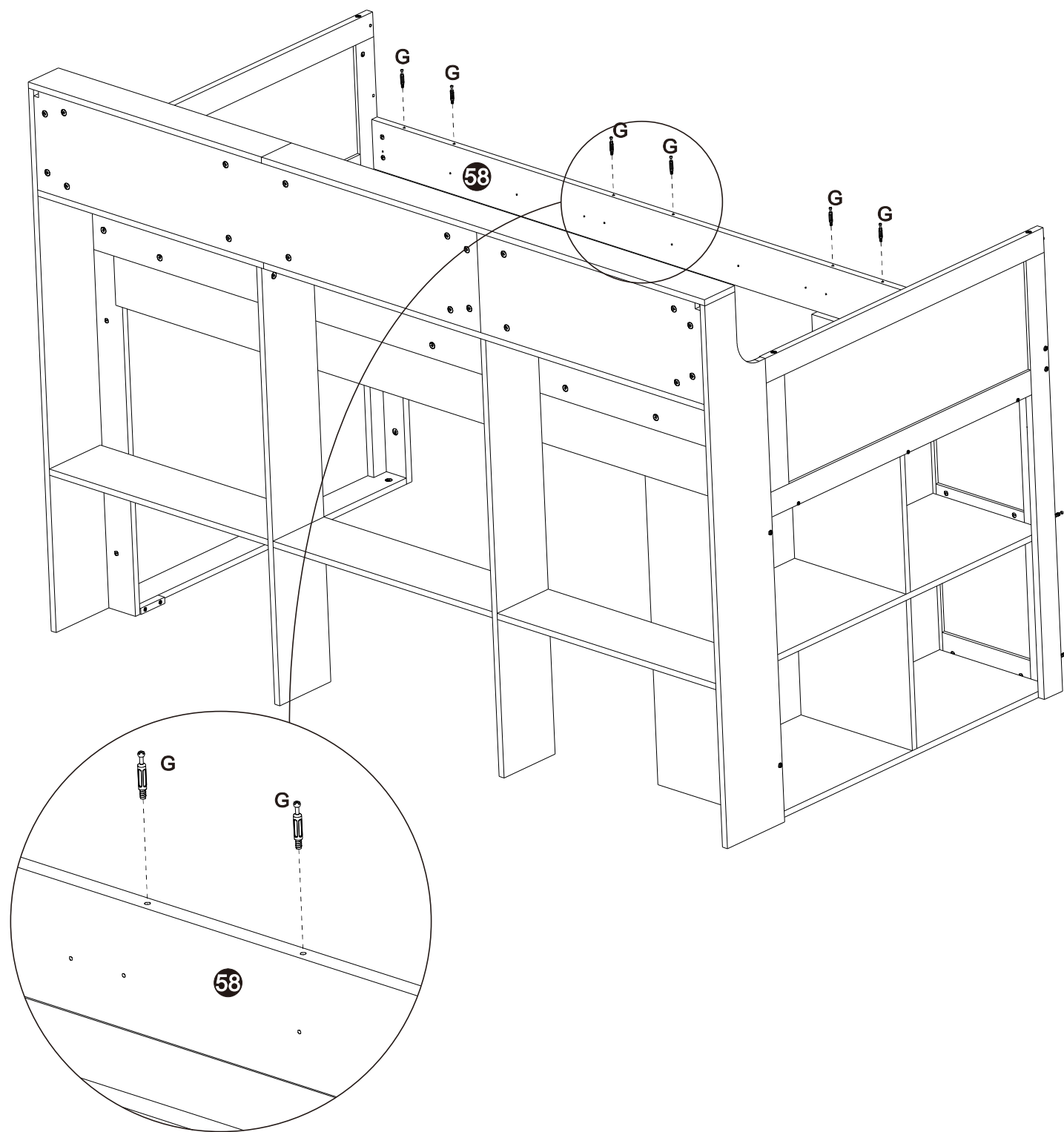
Schritt 40

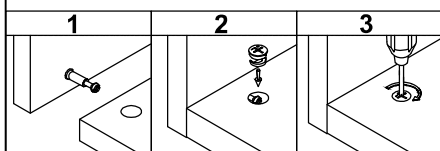
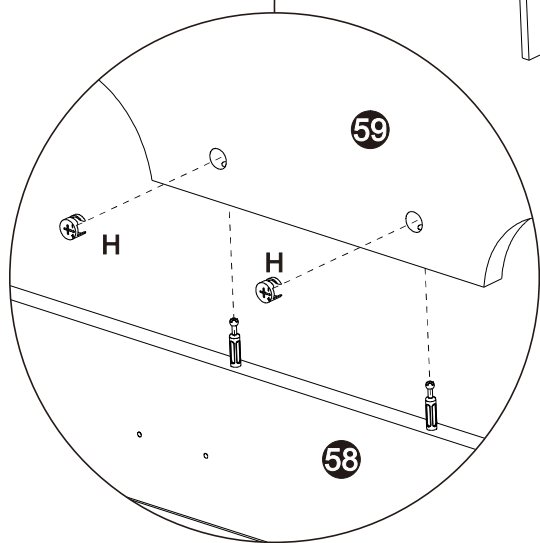
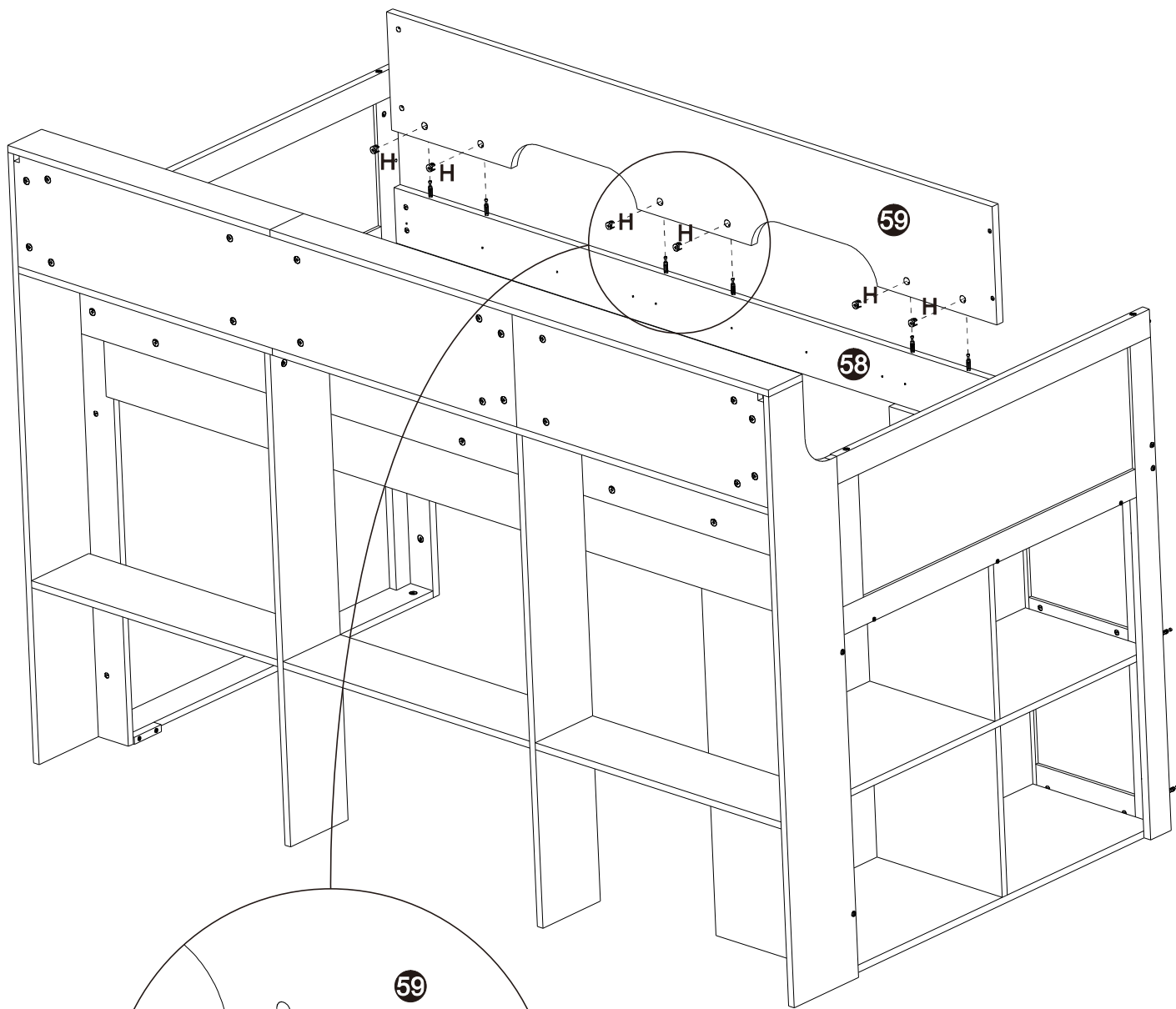


Schritt 41



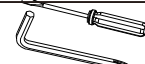
C		M6x60	4
D		M6x50	2
E		M10x15	6
W			1

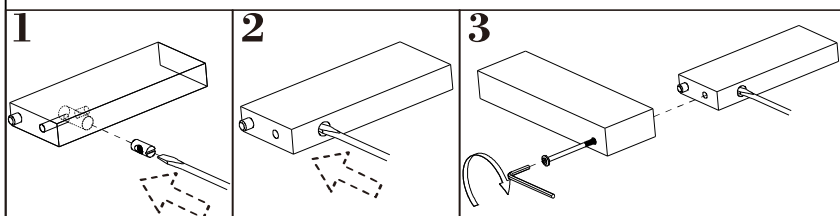
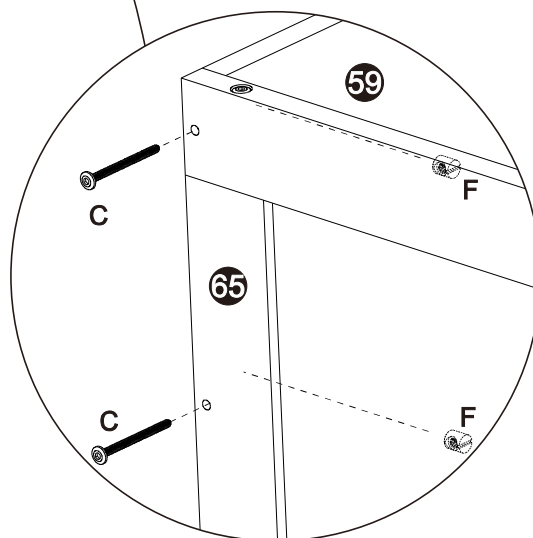
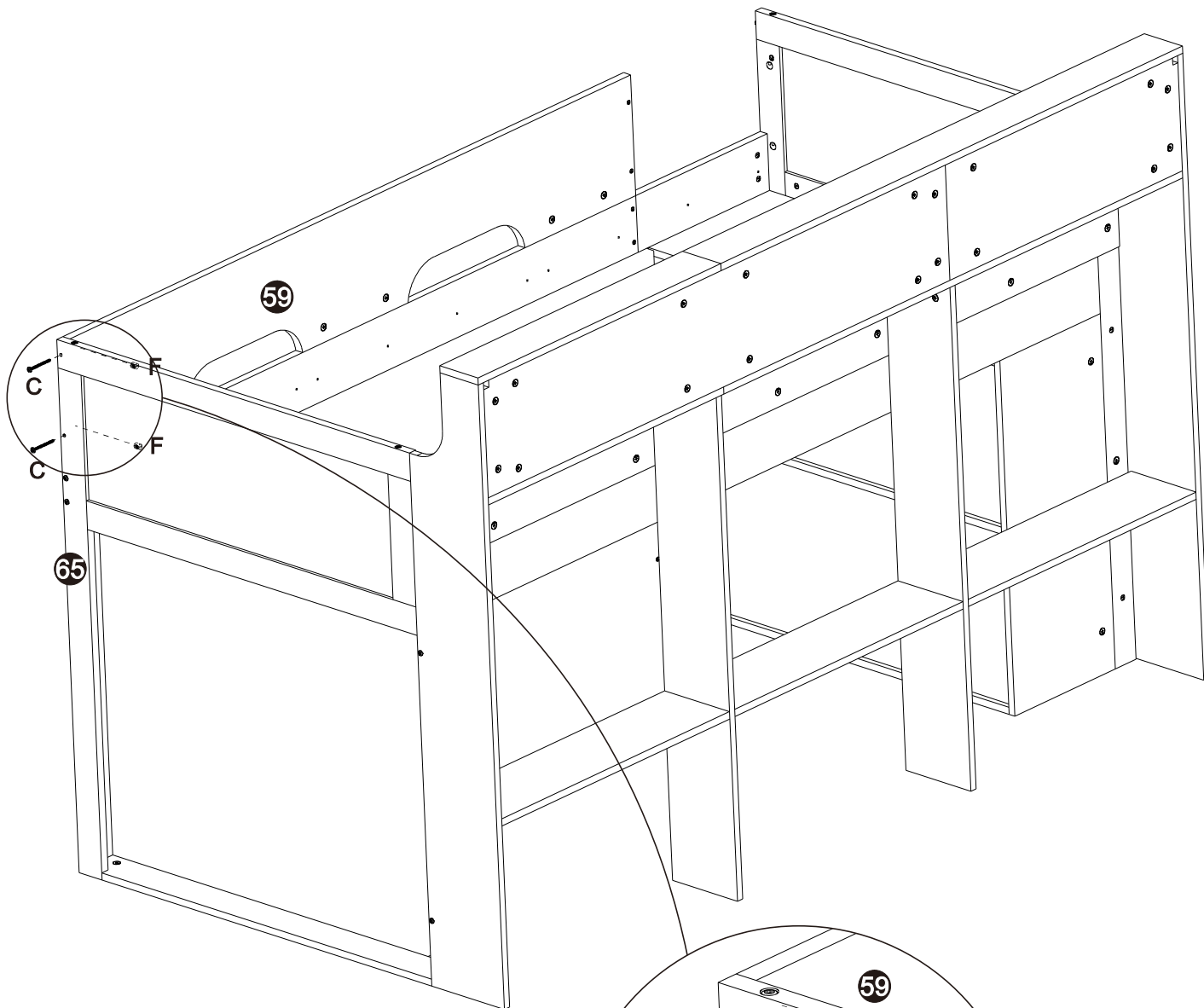


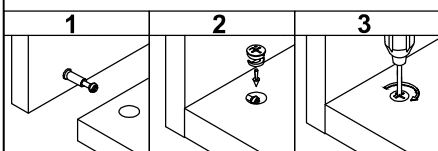
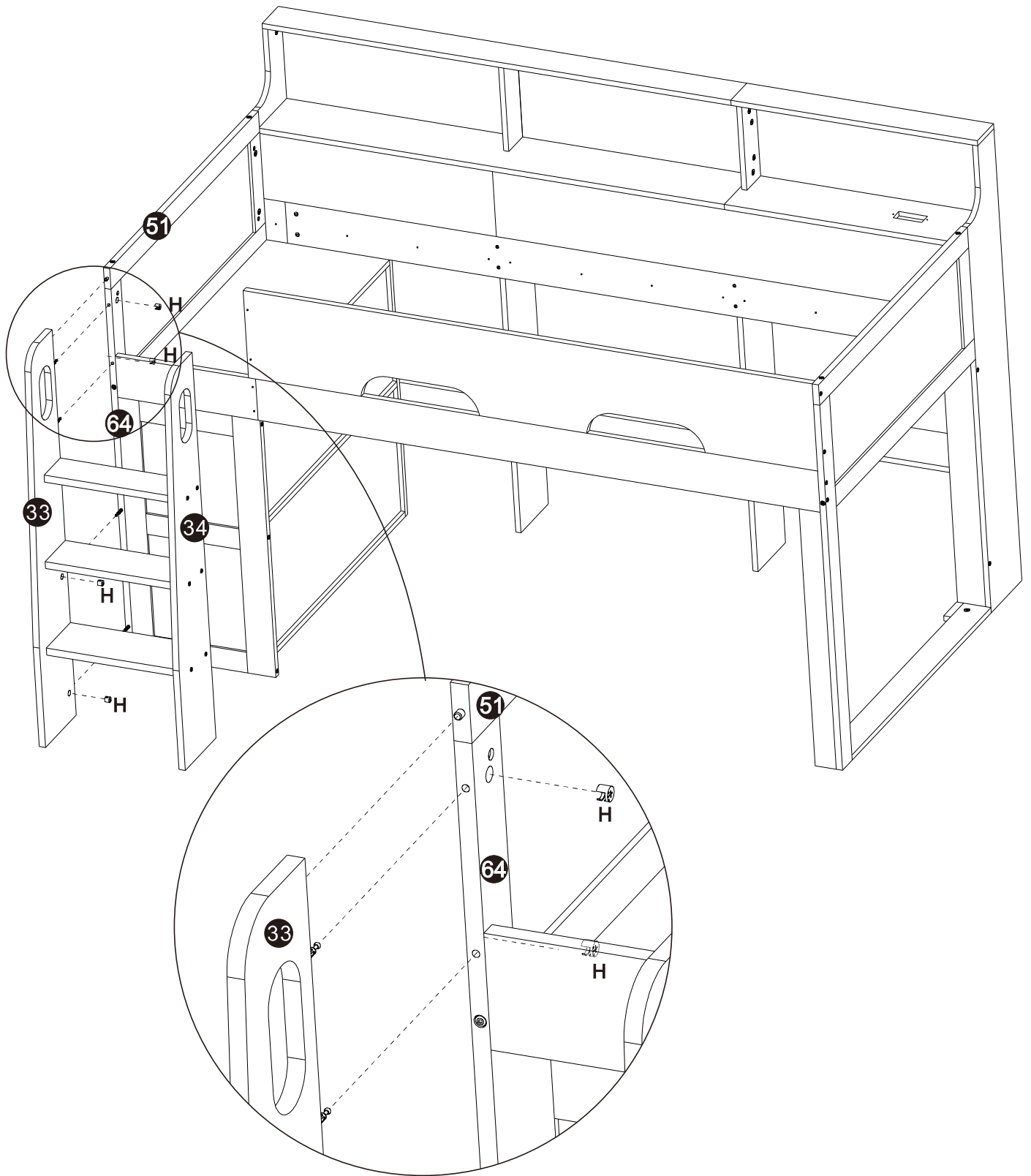




Schritt 44

C		M6x60	2
F		M10x12	2
W			1



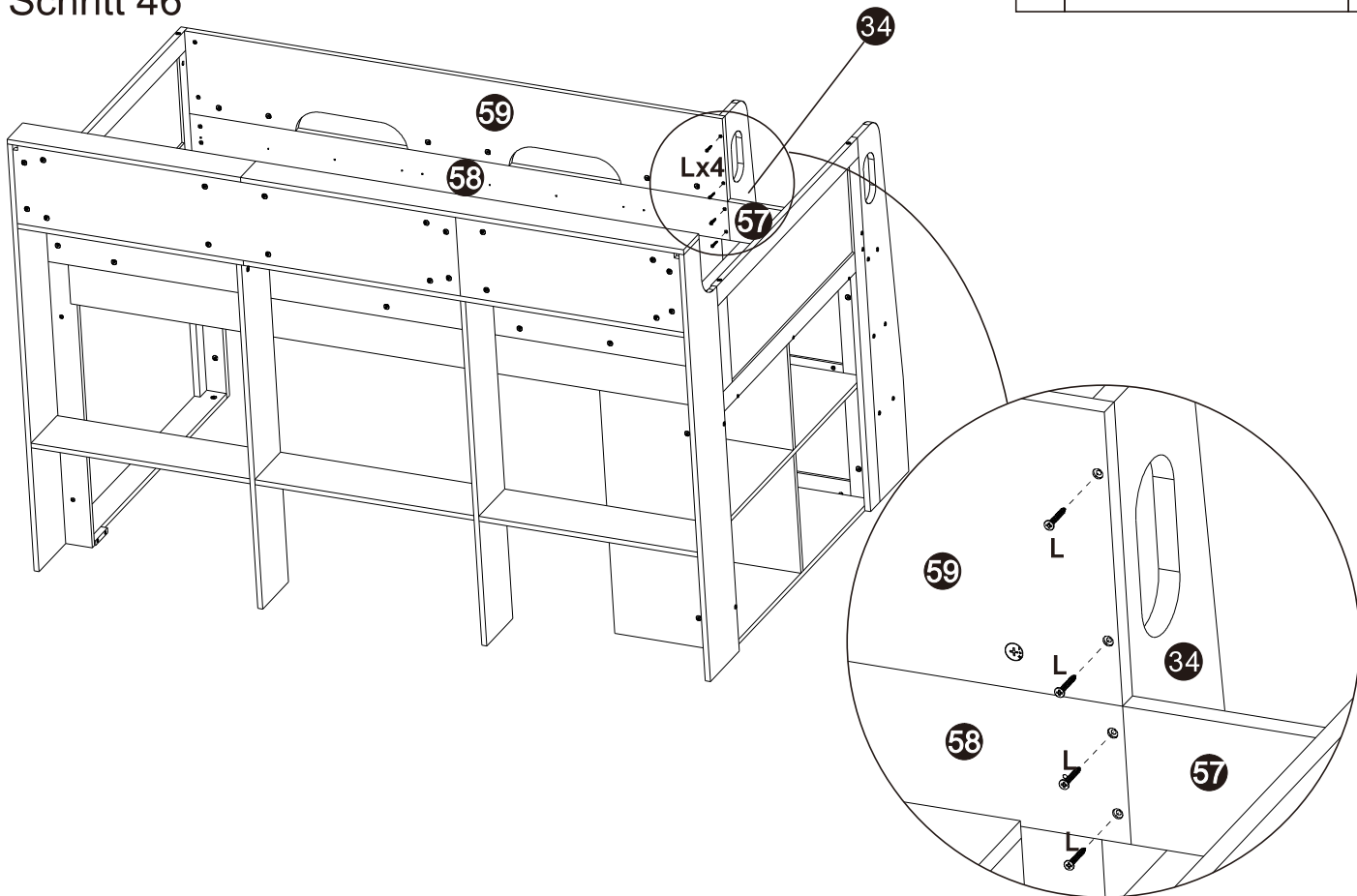


Schritt 46

L

M4x35

4

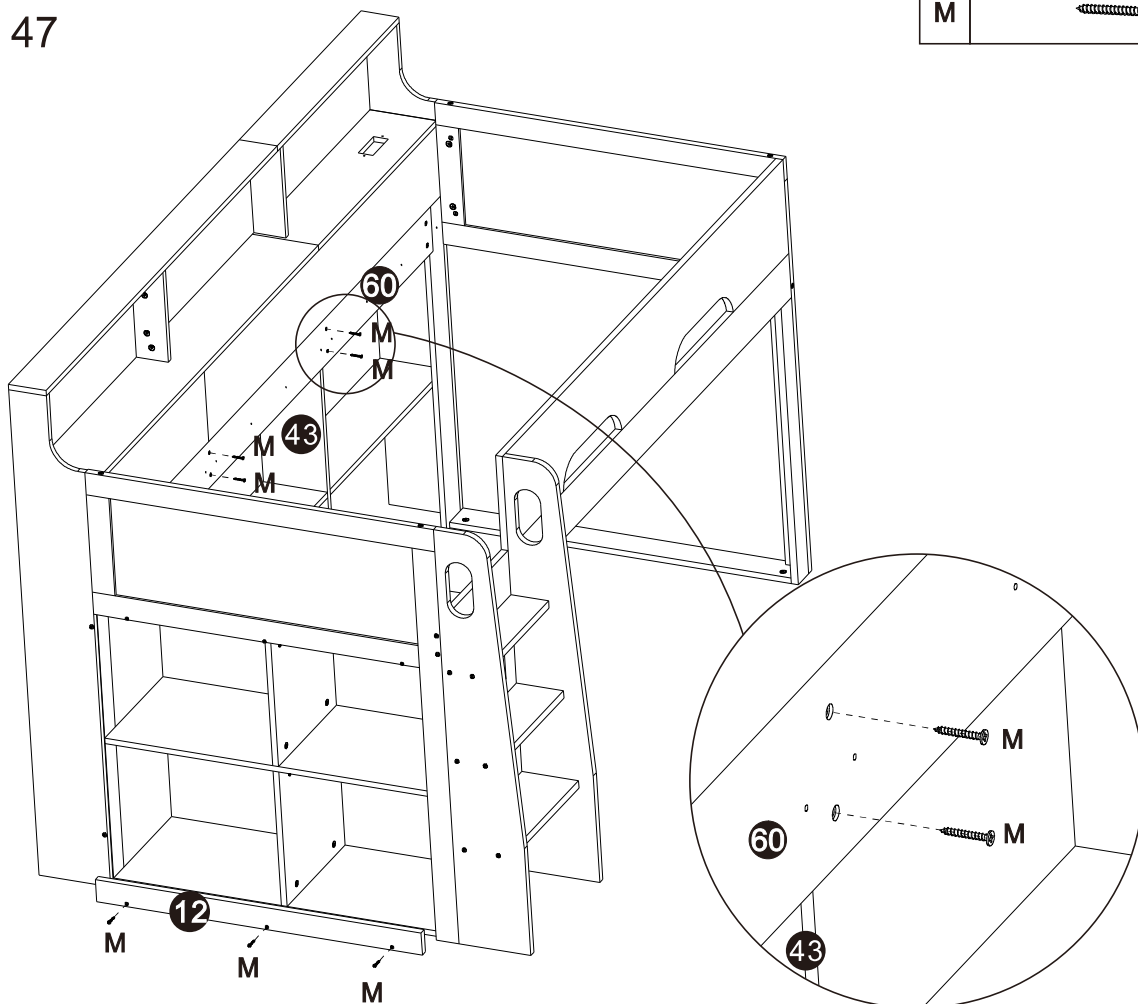


Schritt 47

M

M4x30

7

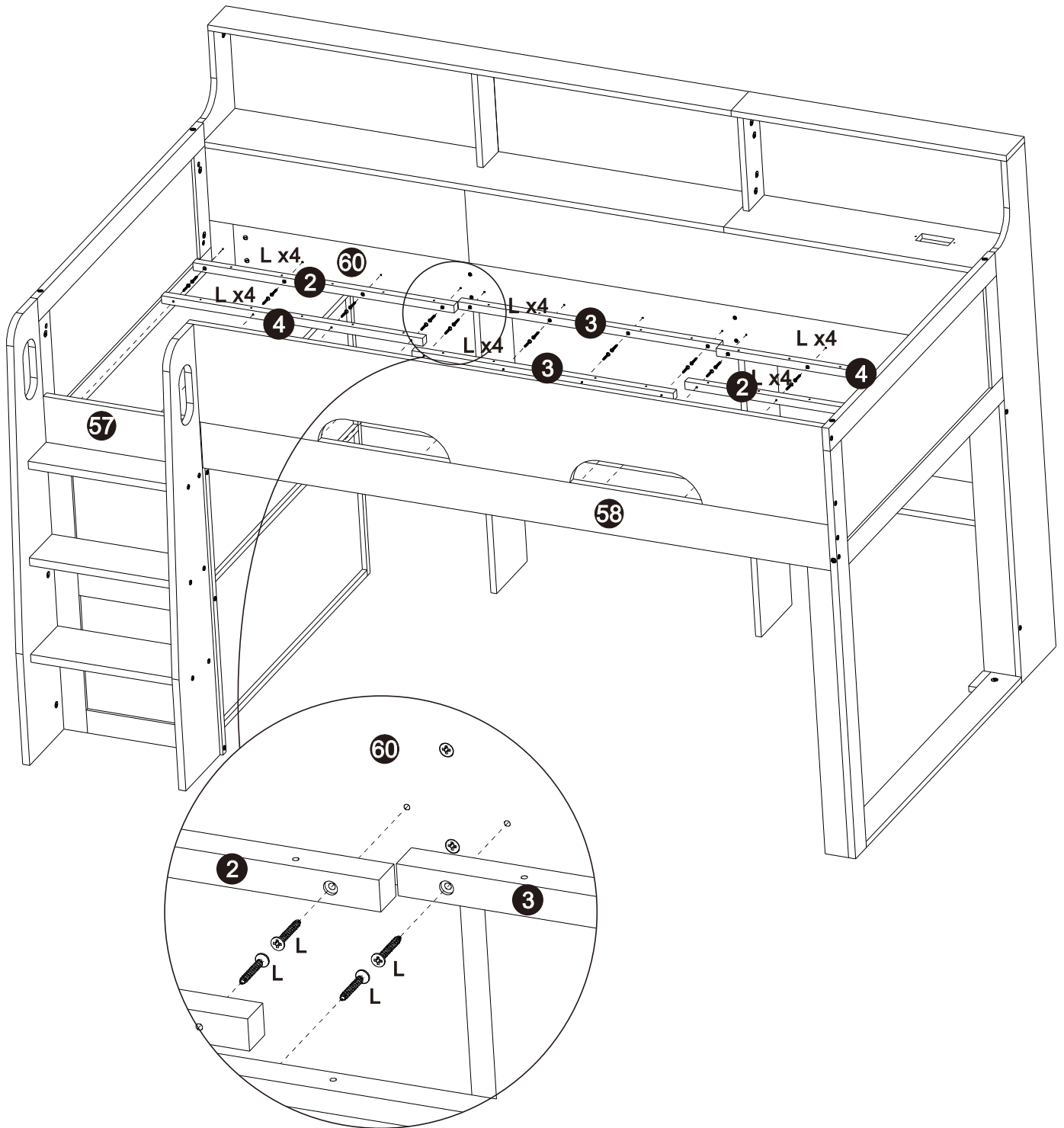


Schritt 48

L

M4x35

24

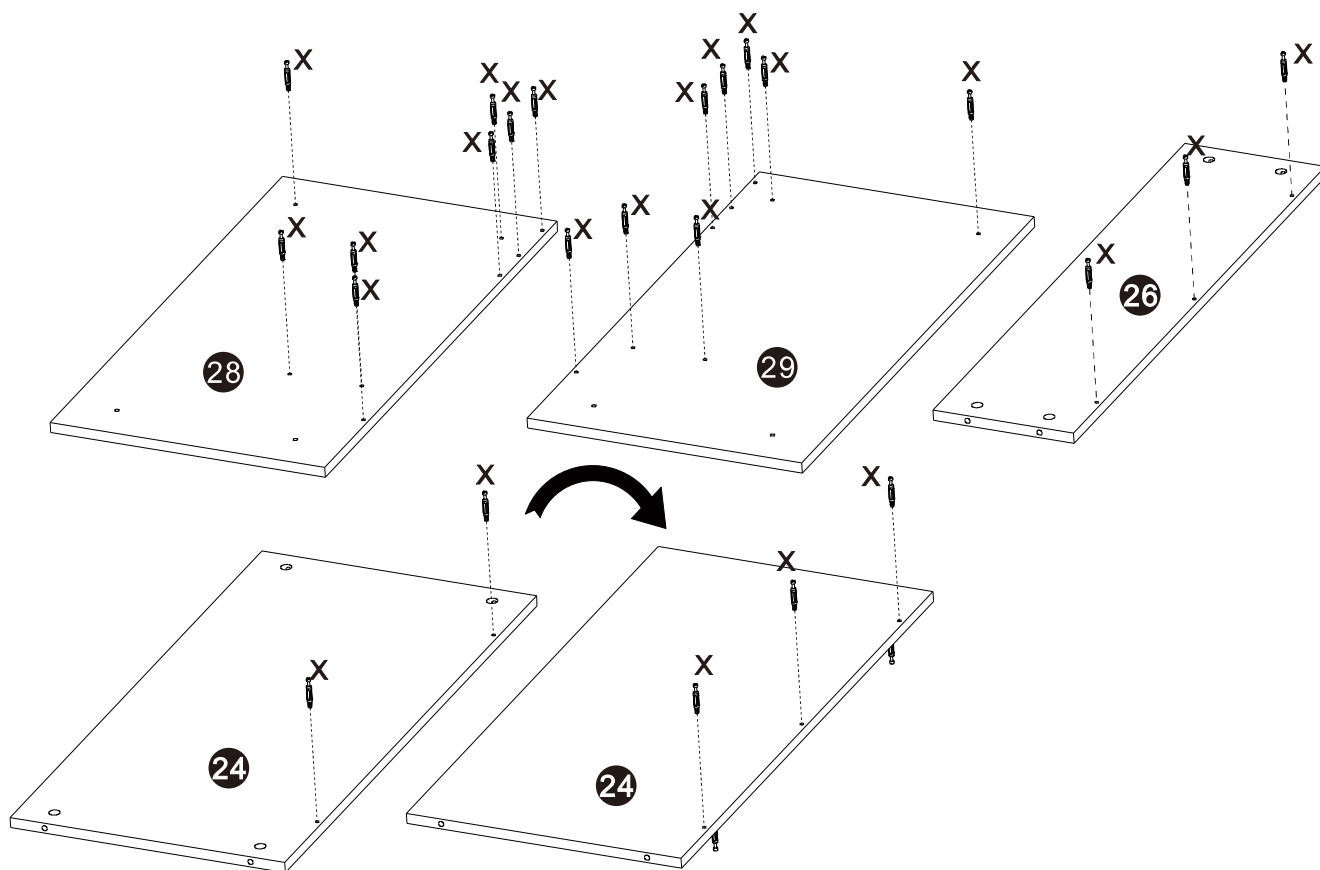


Schritt 49

X



24

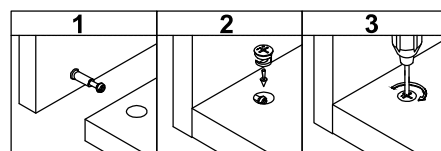
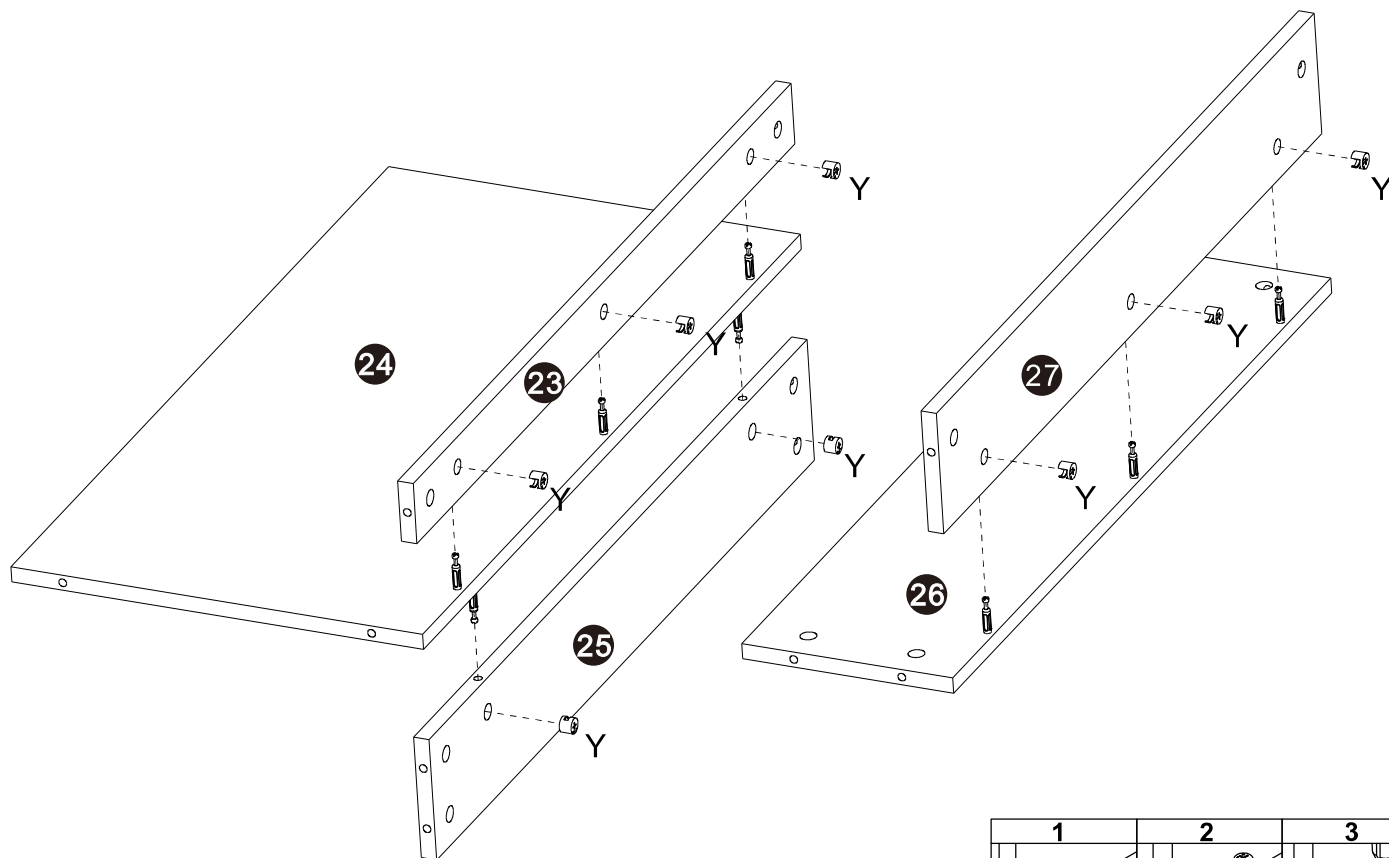


Schritt 50

Y



8

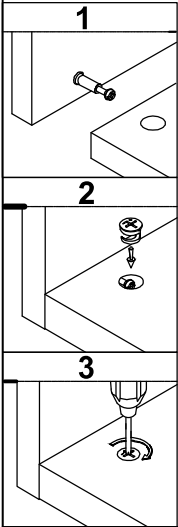
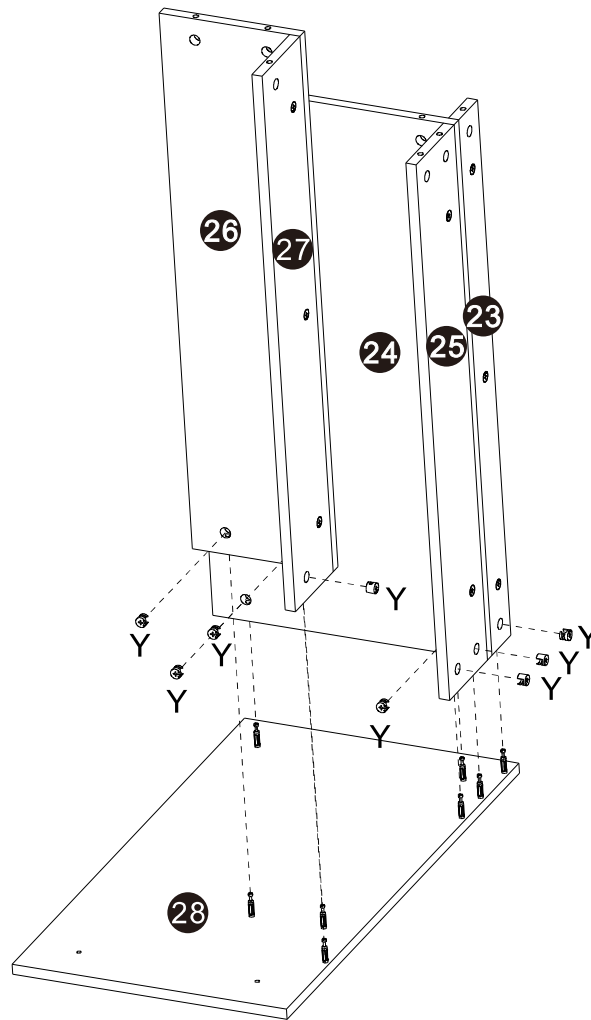


Schritt 51

Y



8

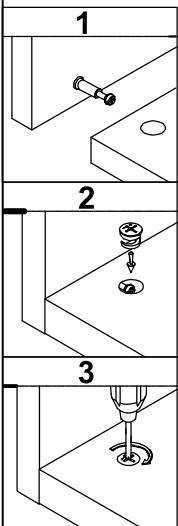
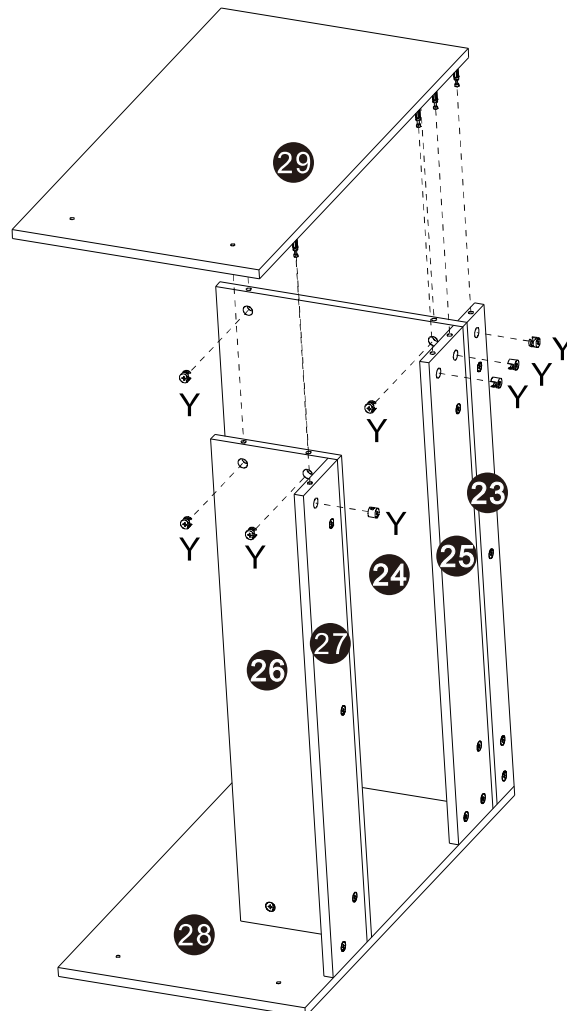


Schritt 52



Y

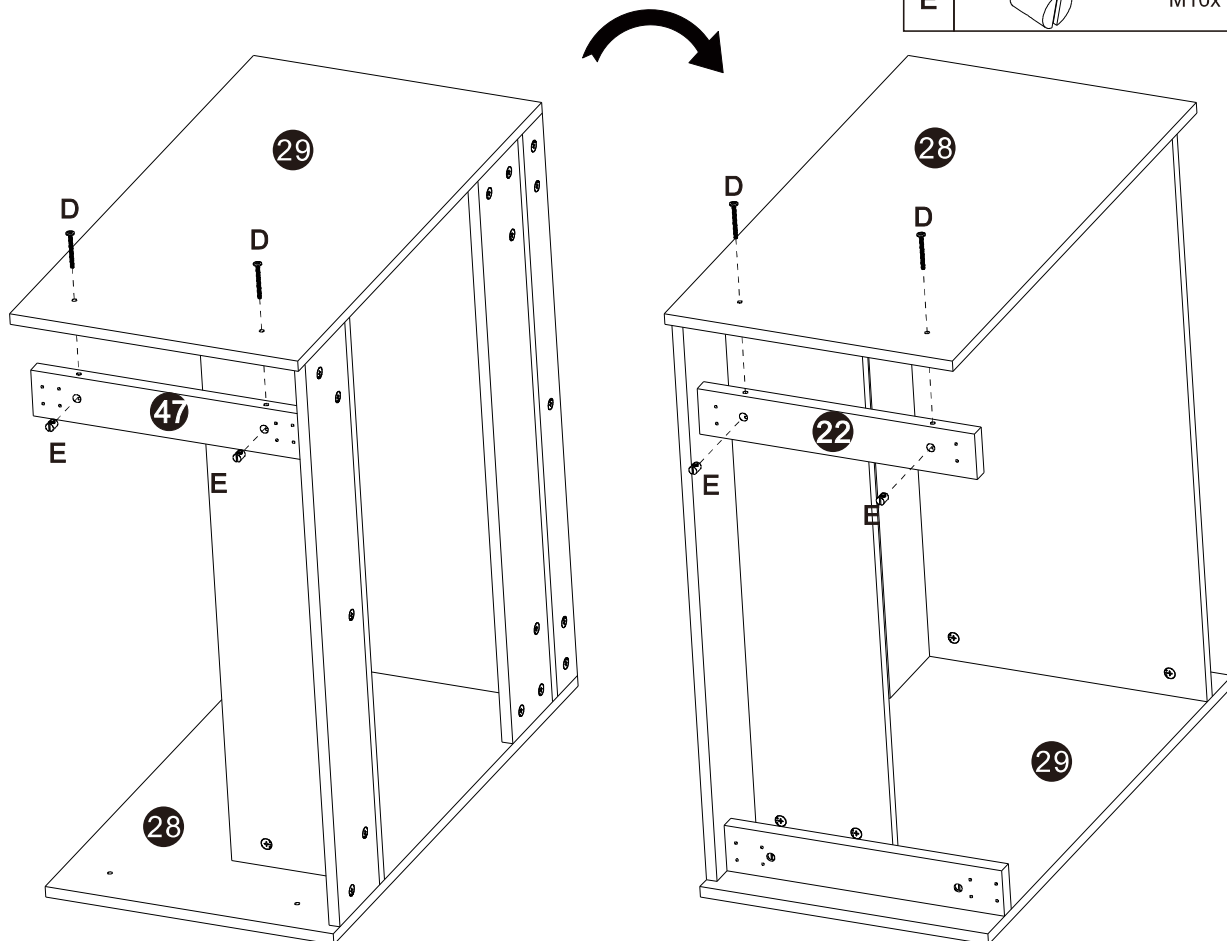


8






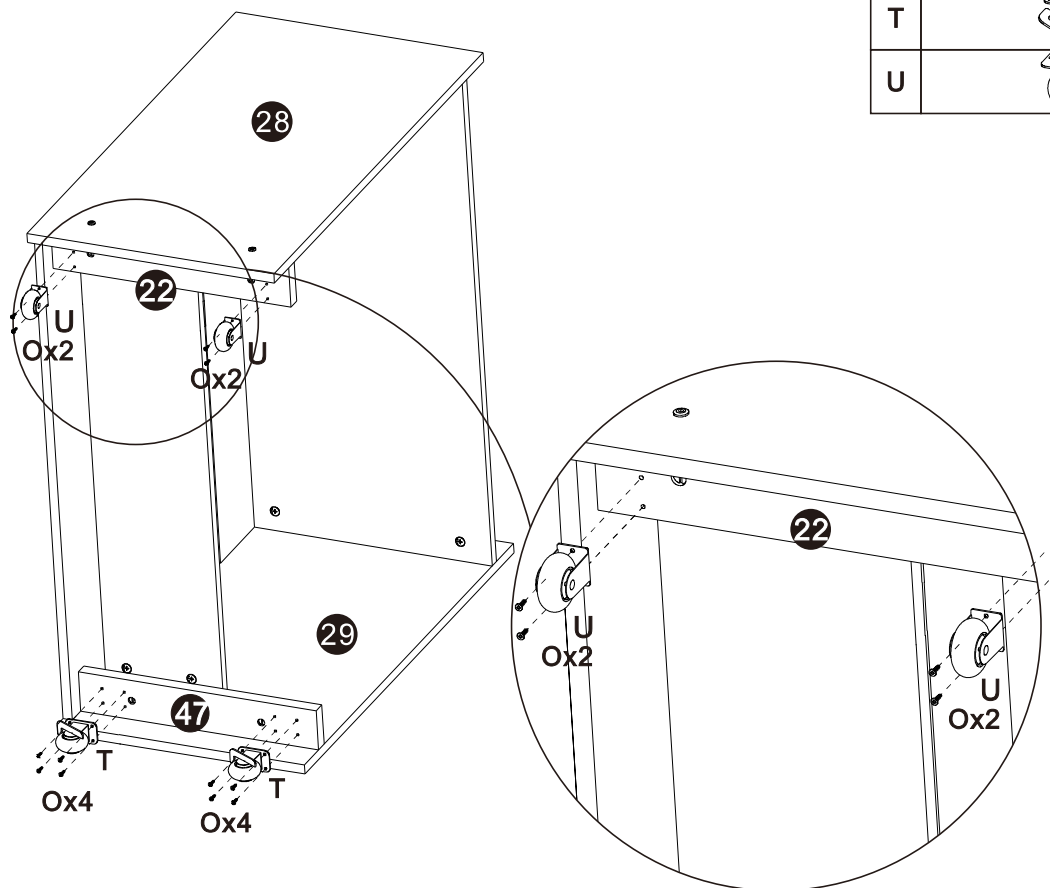
Schritt 53

D		M6x50	4
E		M10x15	4



Schritt 54

O		M3.5x14	12
T			2
U			2

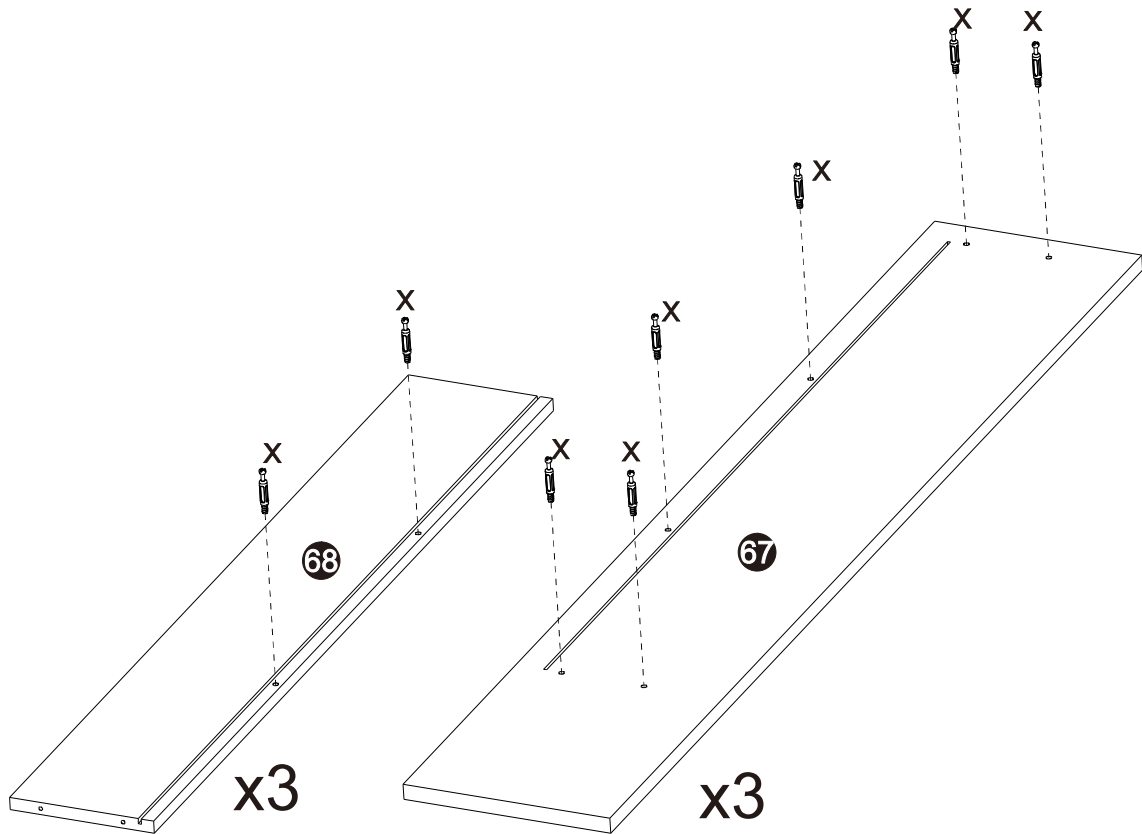


Schritt 55

X



24

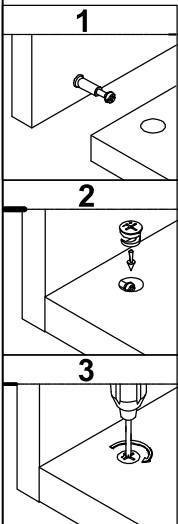
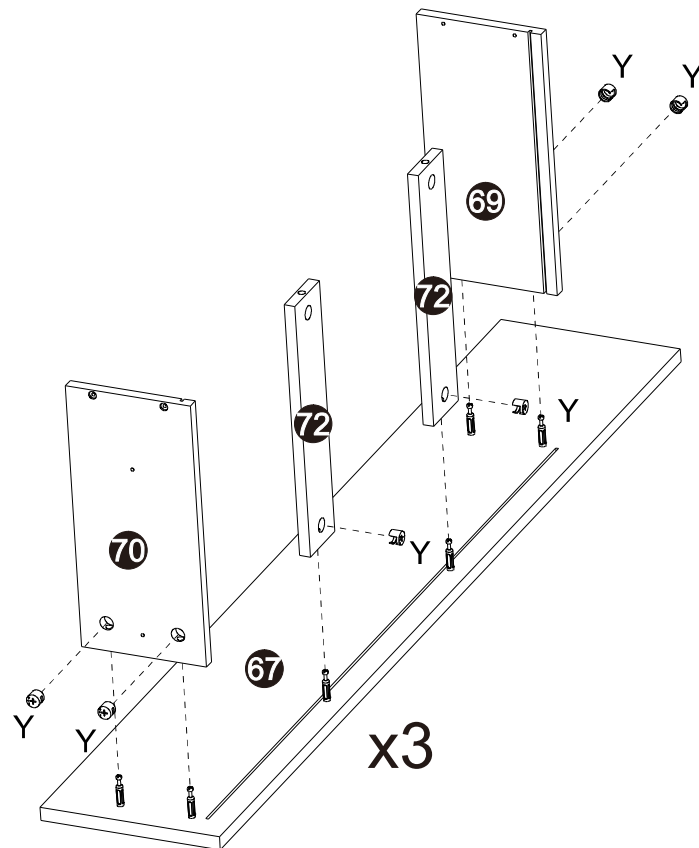


Schritt 56

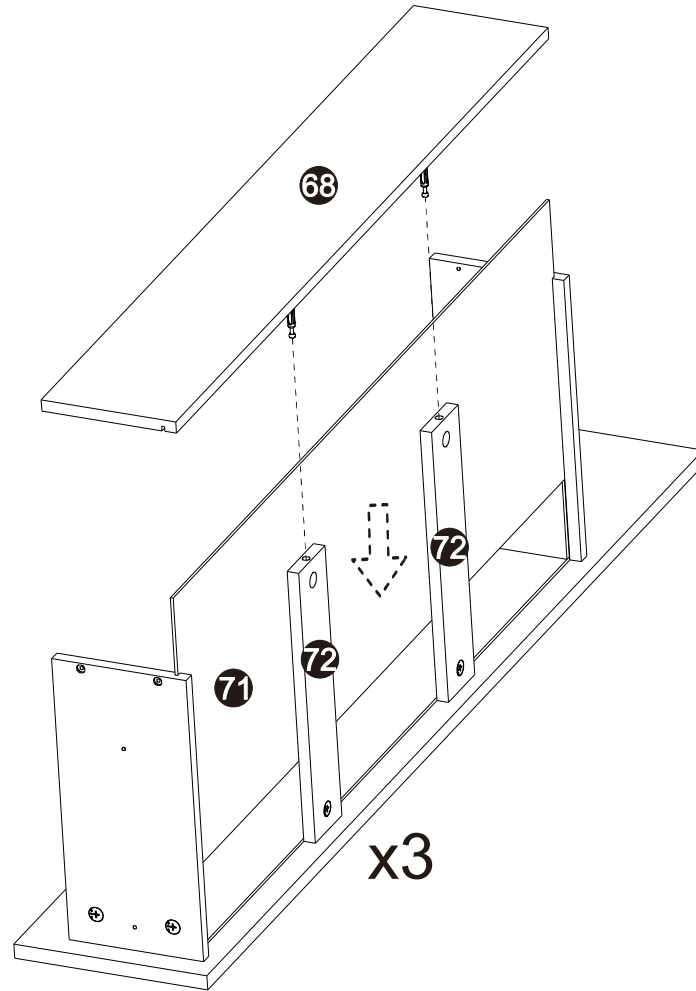
Y



18

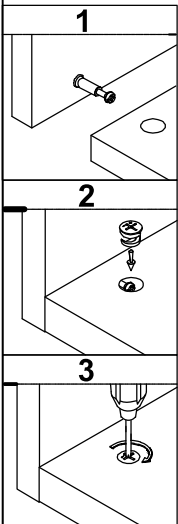
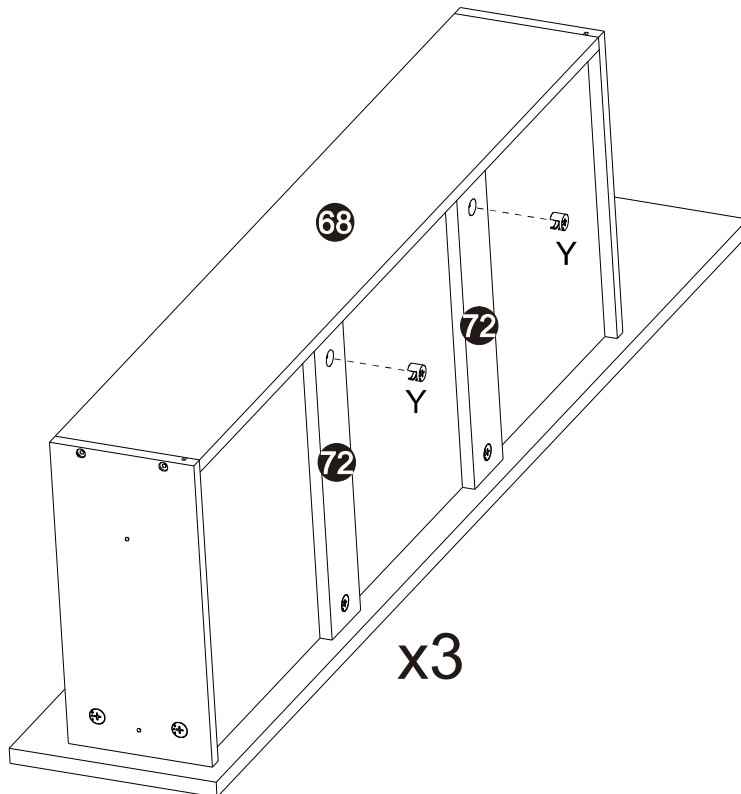


Schritt 57



Schritt 58

Y  6

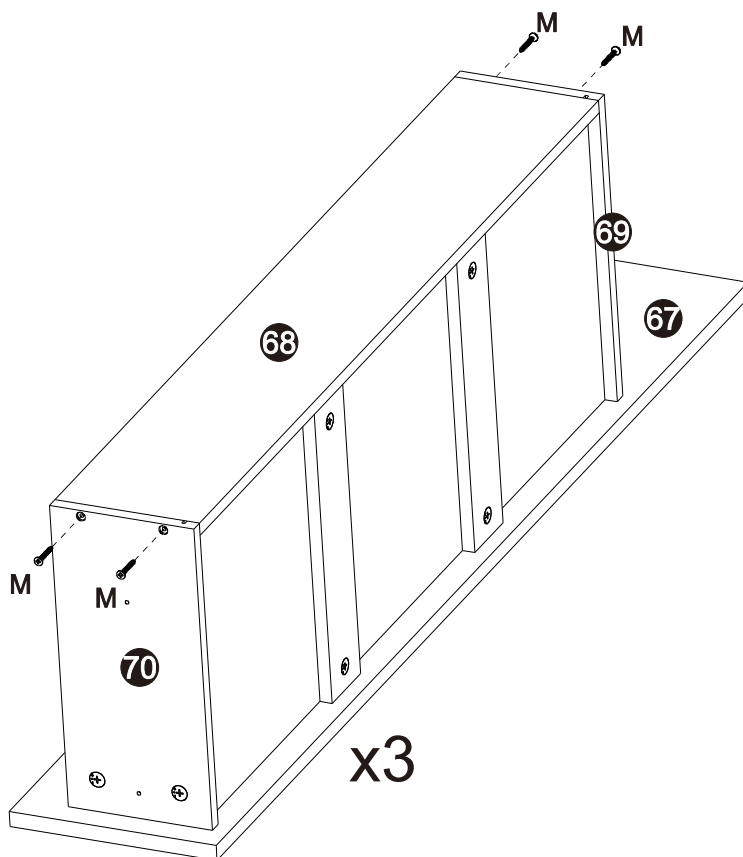


Schritt 59

M

M4x30

12

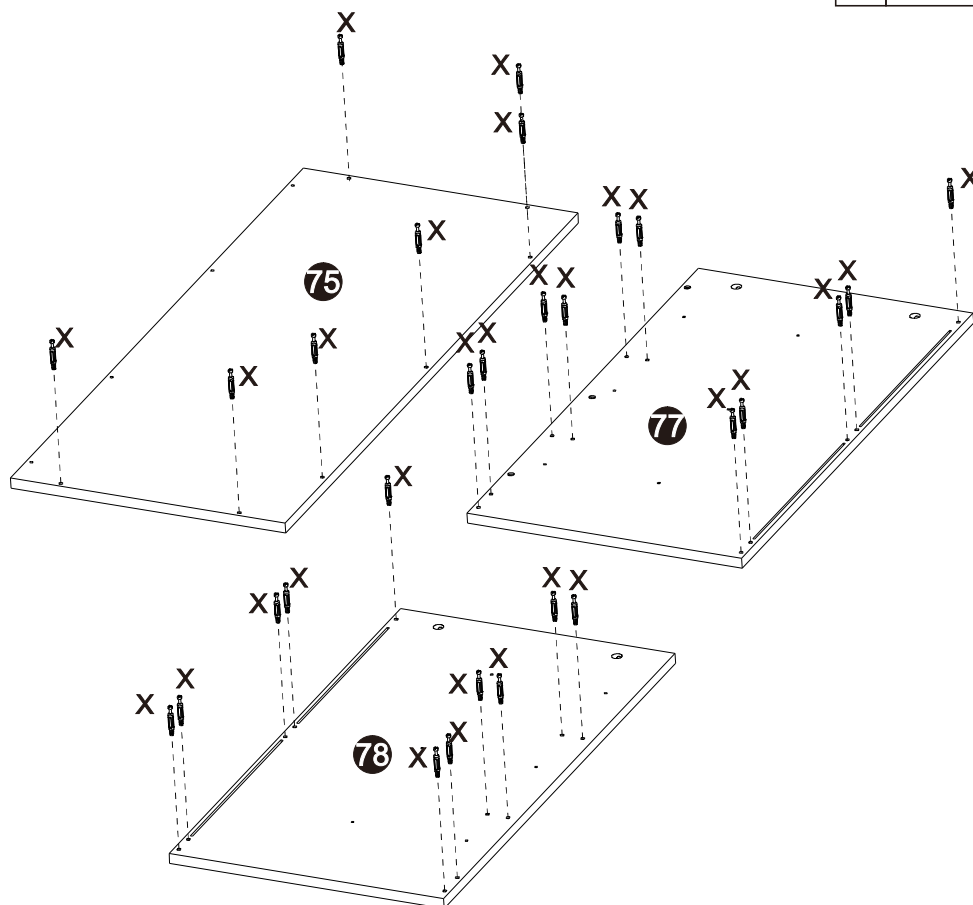


Schritt 60

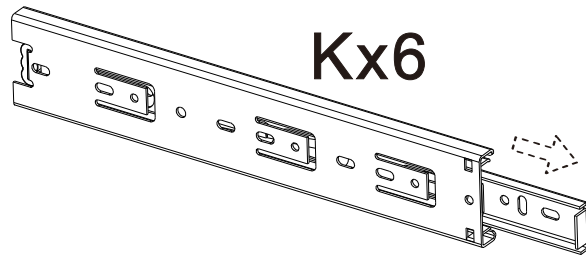
X



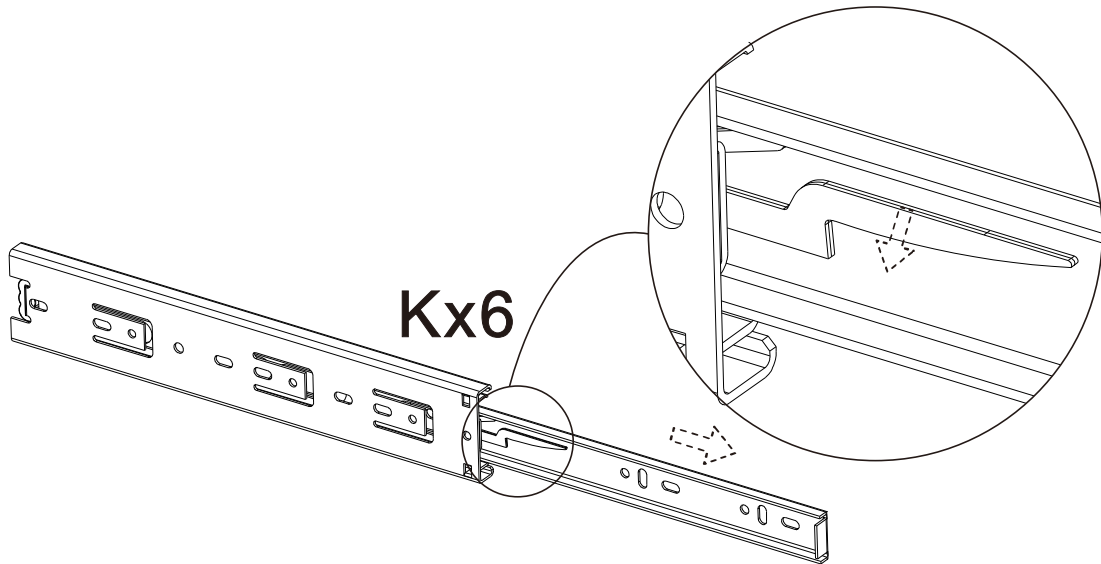
29



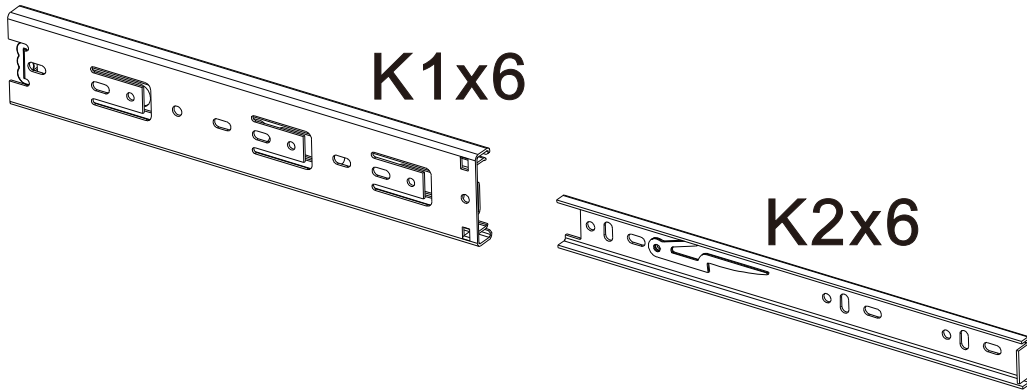
1



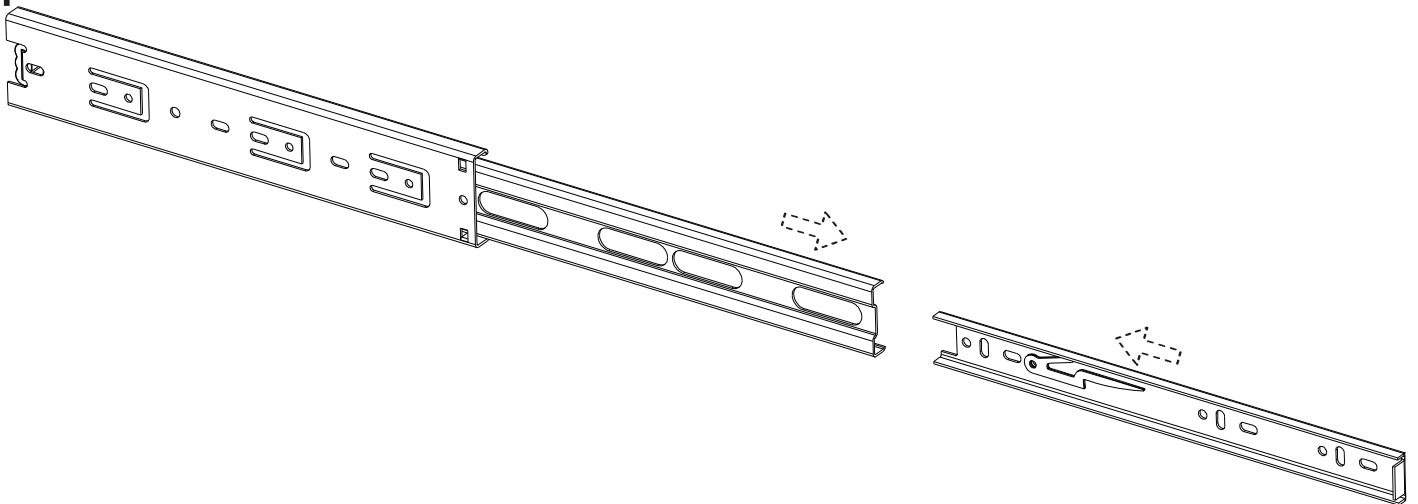
2



3



4

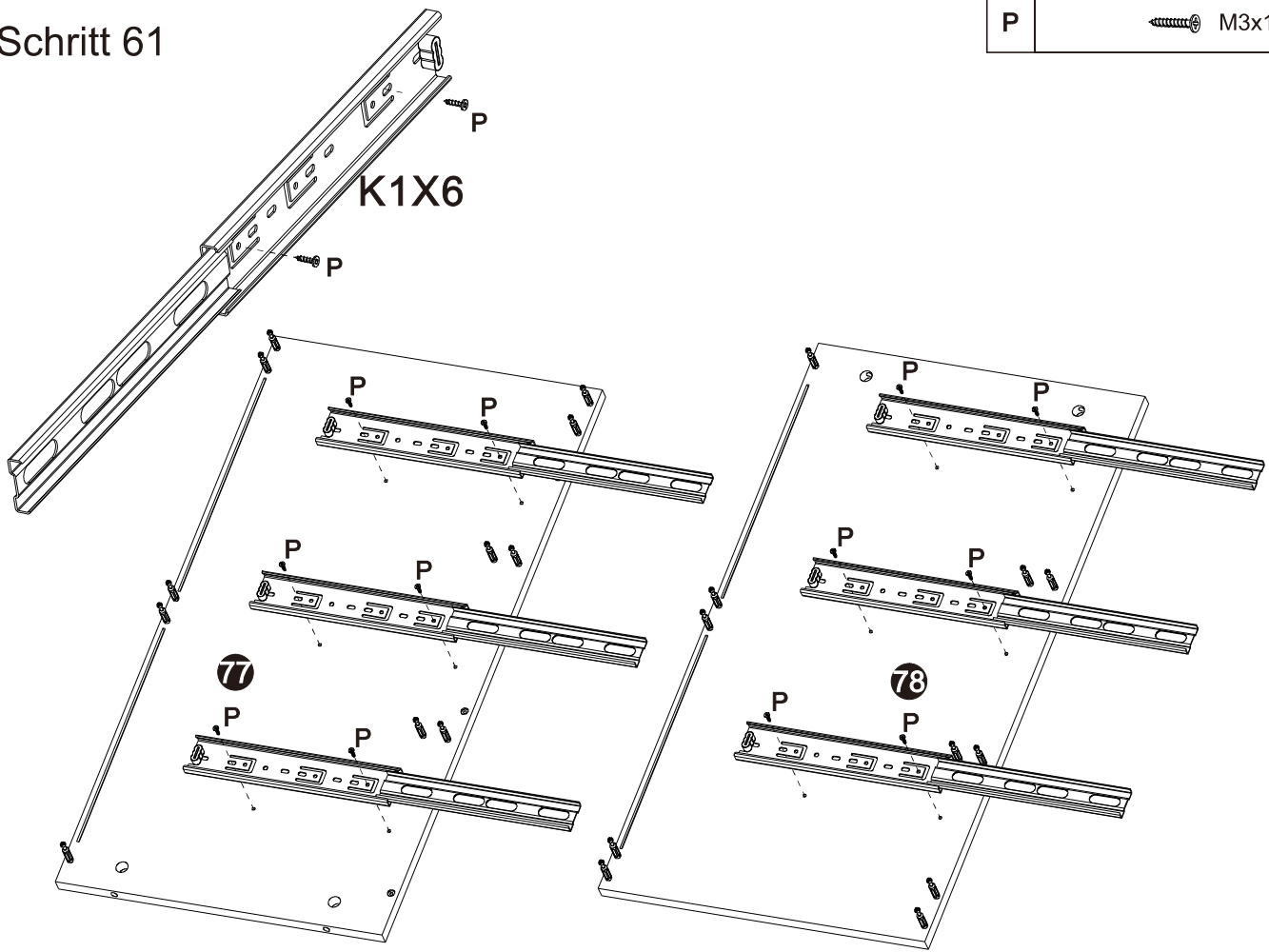


Schritt 61

P

M3x12

12

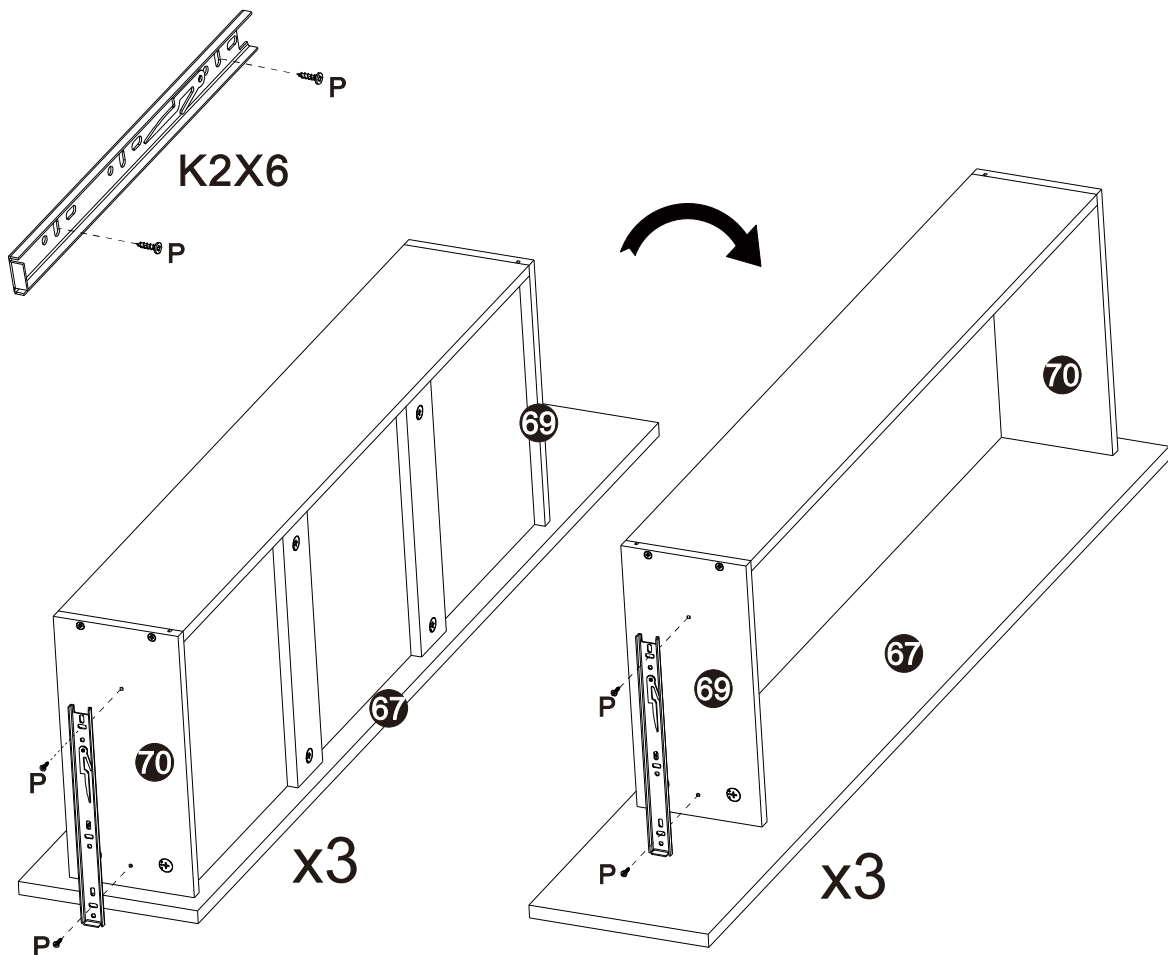


Schritt 62

P

M3x12

12

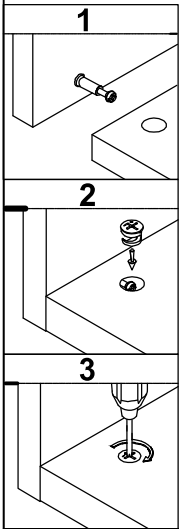
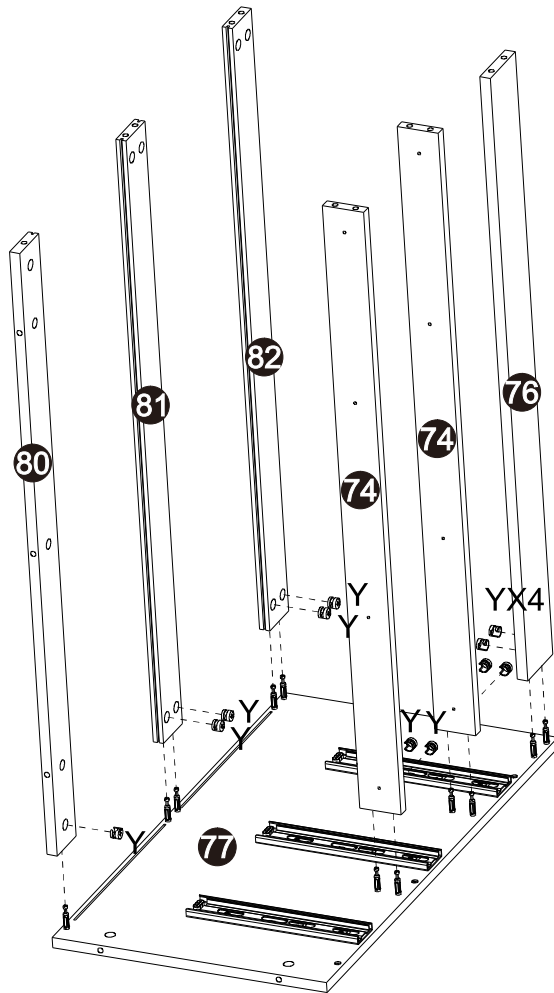


Schritt 63

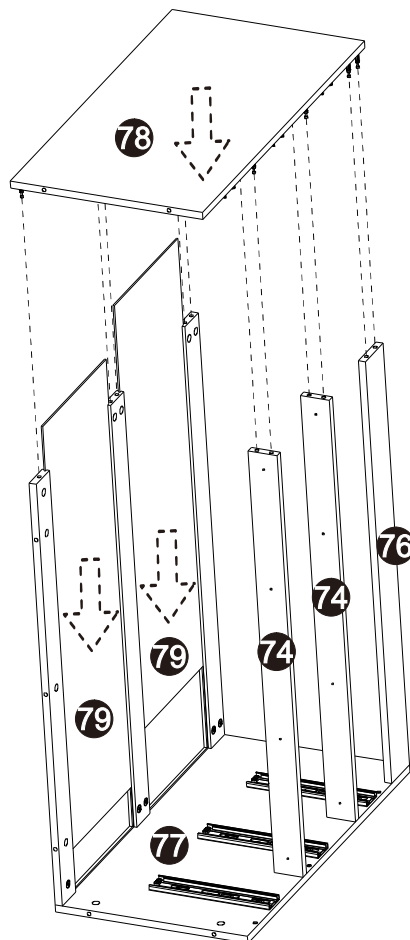
Y



11



Schritt 64

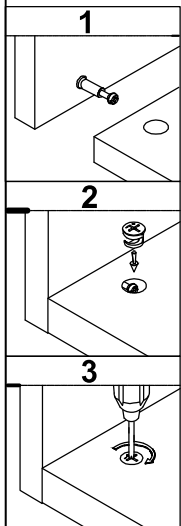
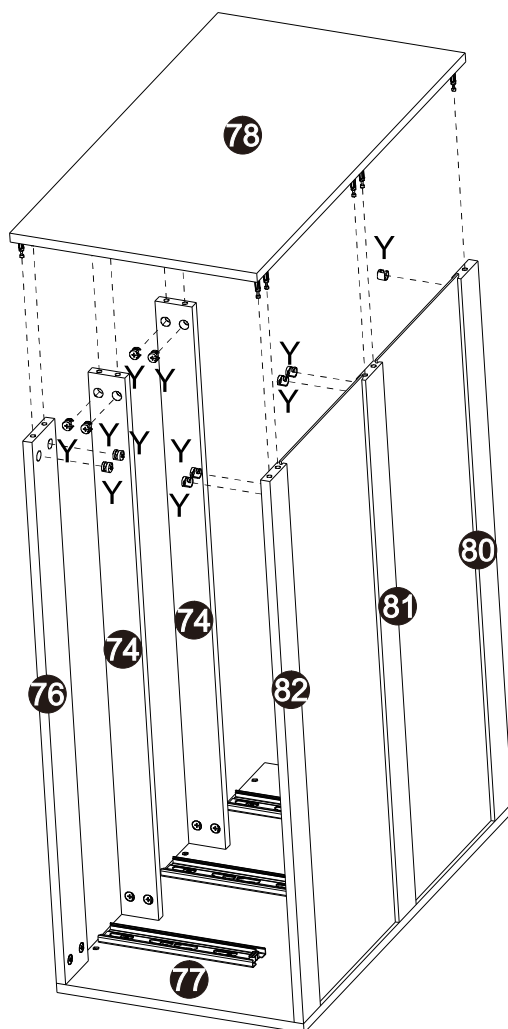


Schritt 65

Y



11

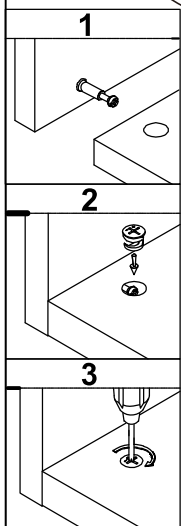
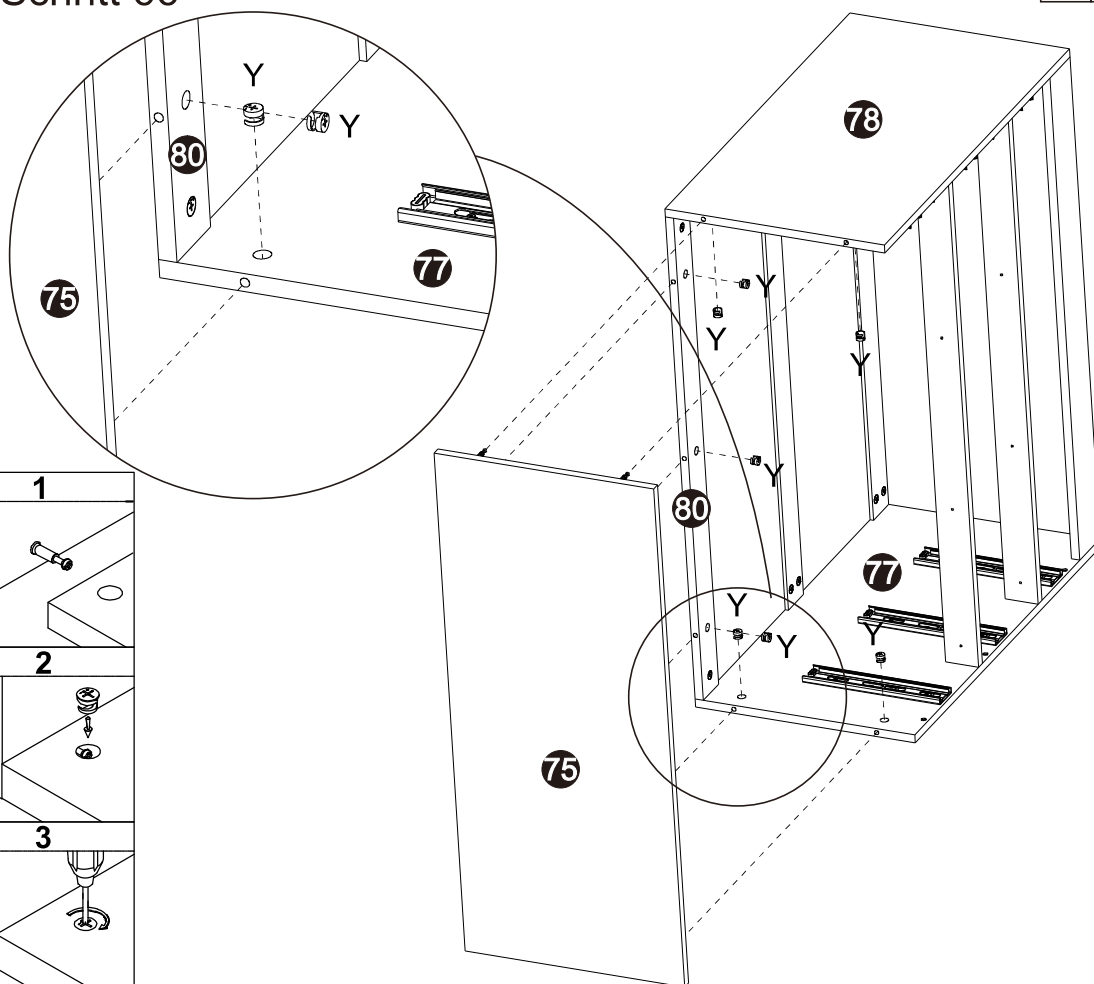


Schritt 66

Y




7

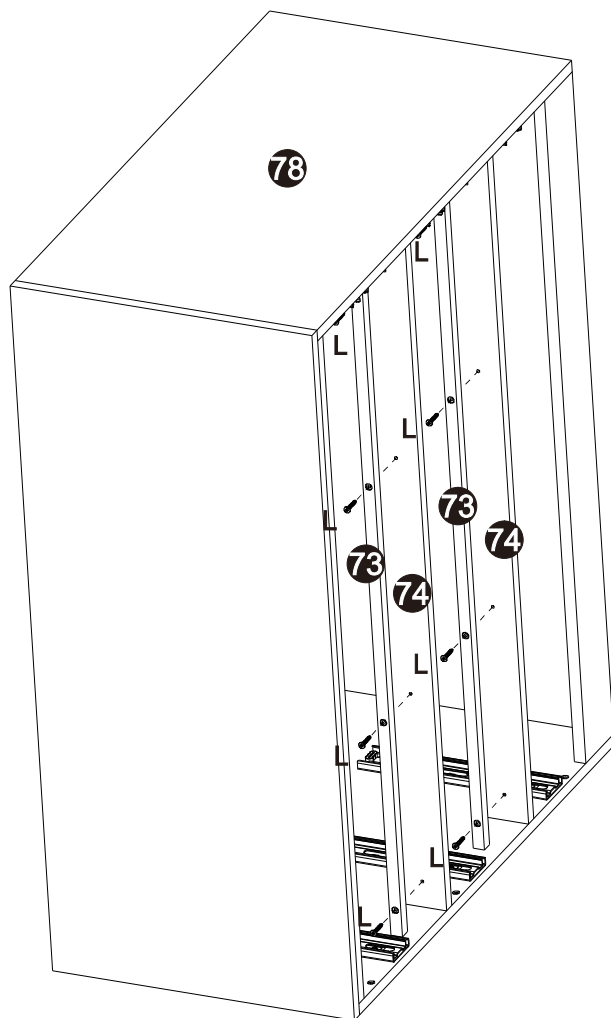


Schritt 67

L


 M4x35

8

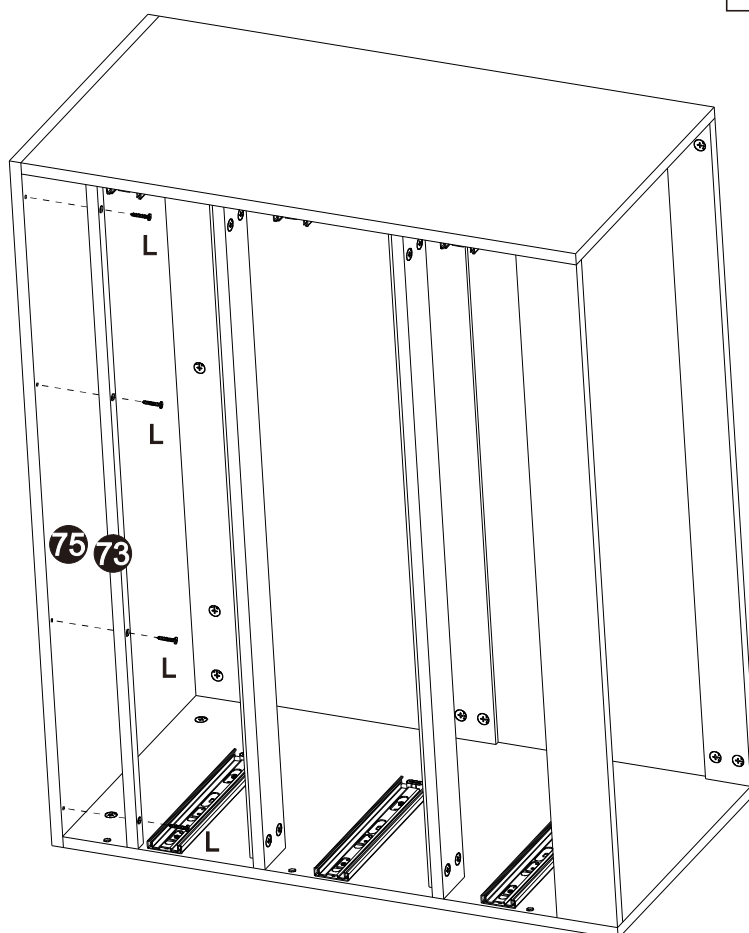


Schritt 68



L

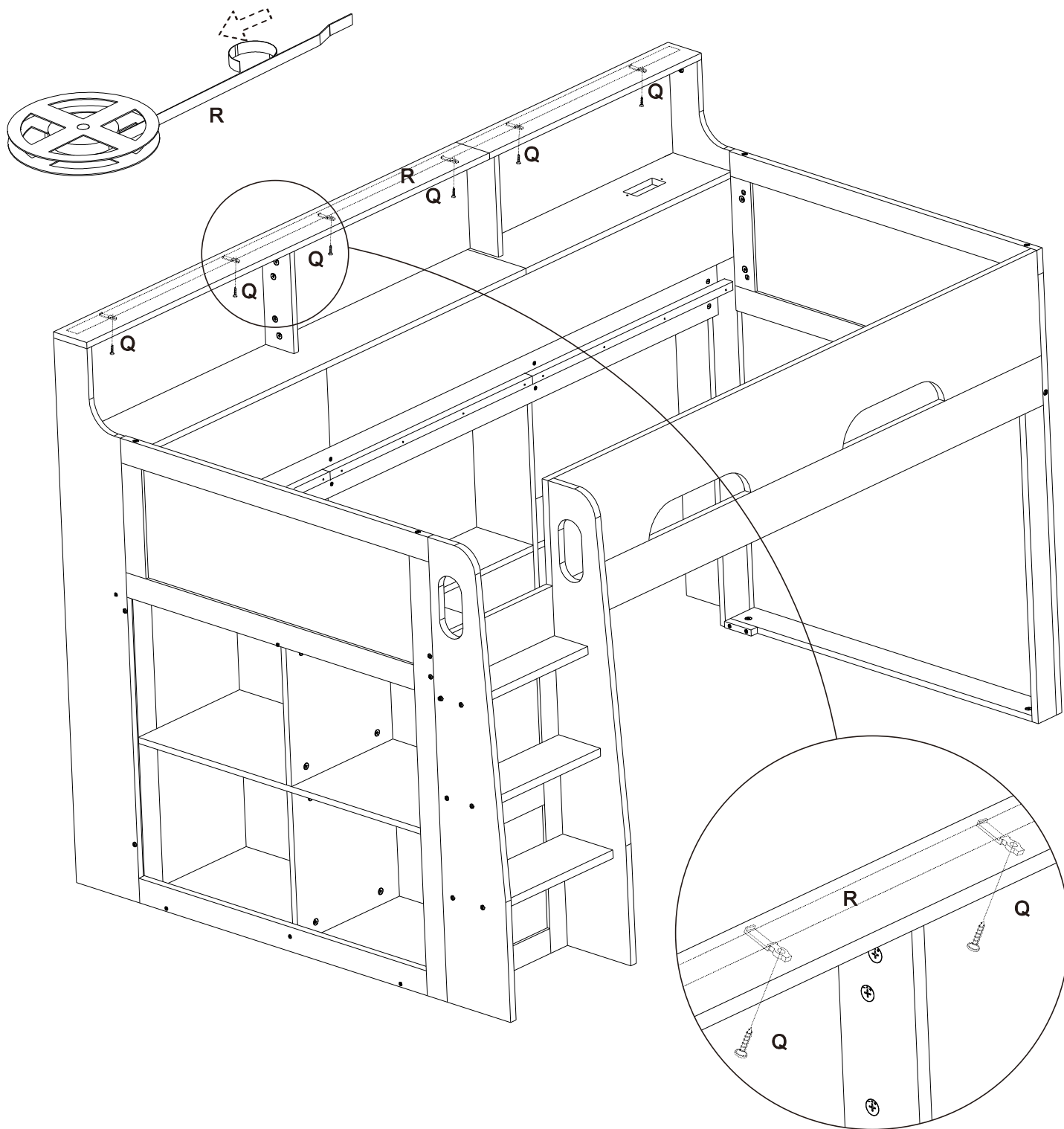
 M4x35

4

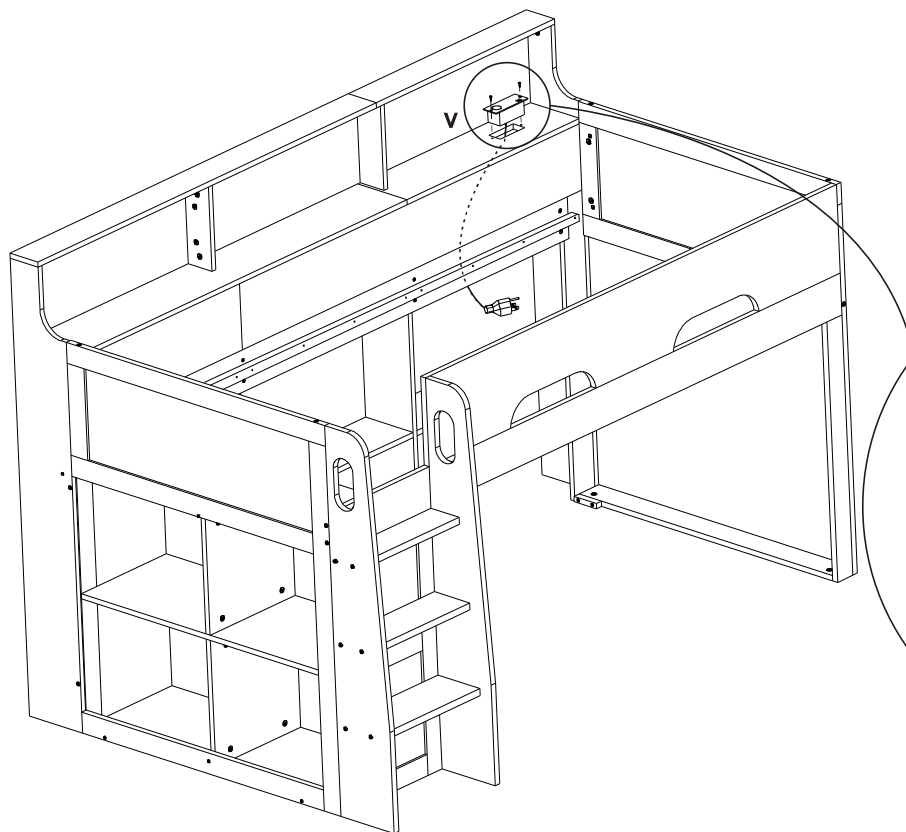


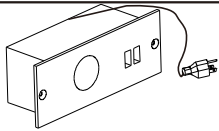

Schritt 69

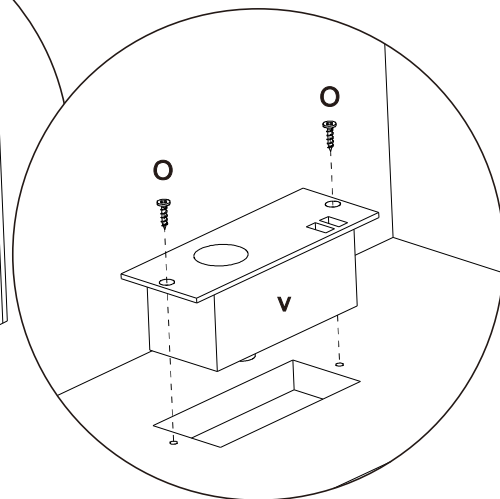
Q		6
R		1



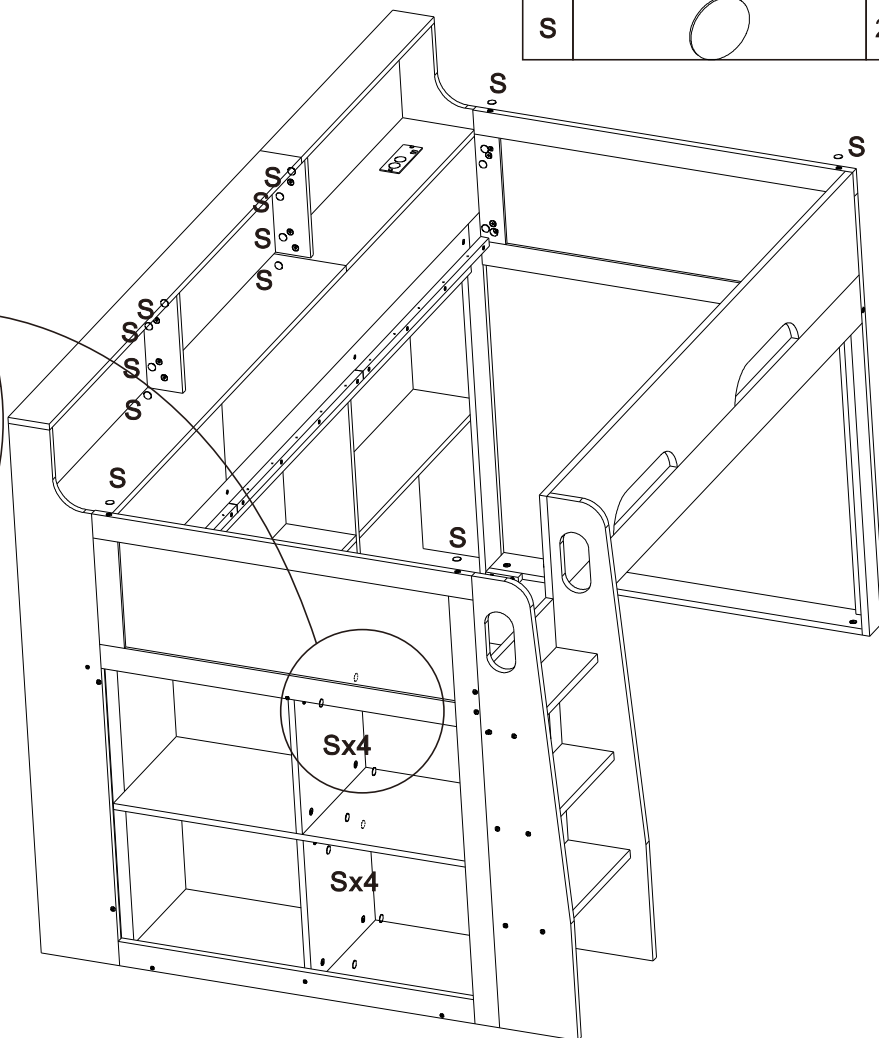
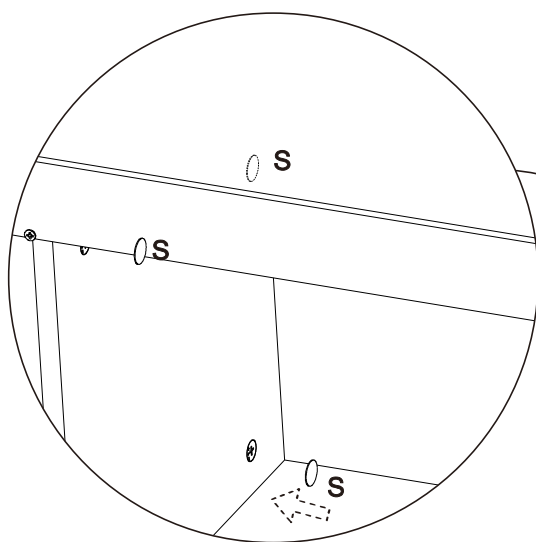
Schritt 70




v		1
O	 M3.5x14	2

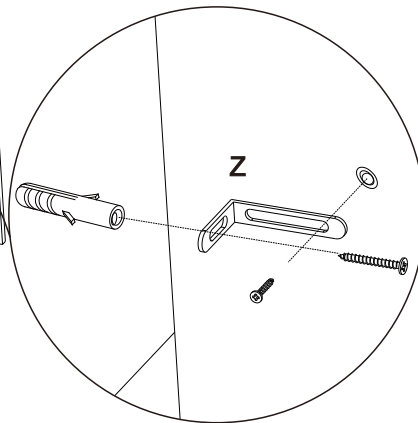
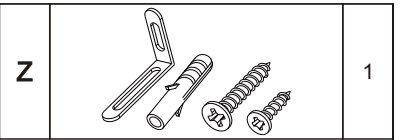
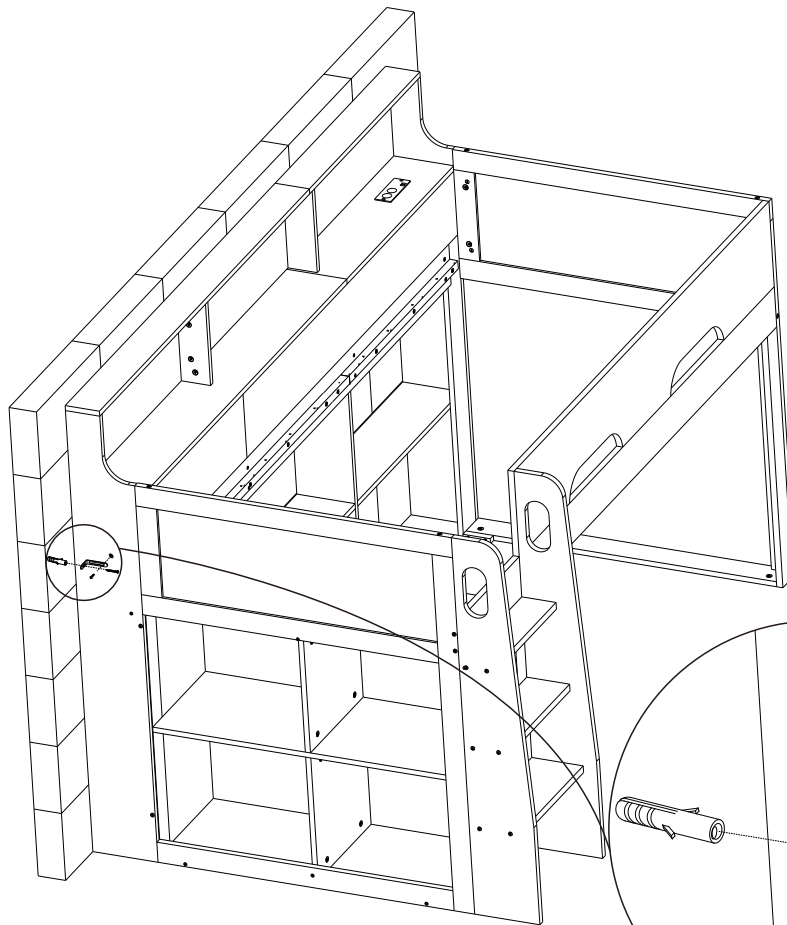


Schritt 71

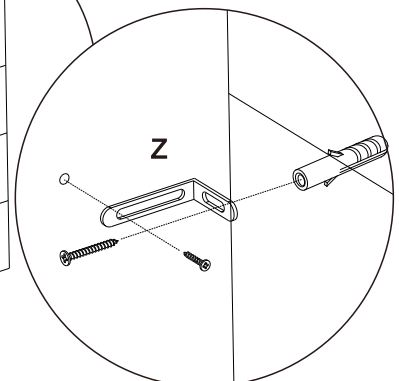
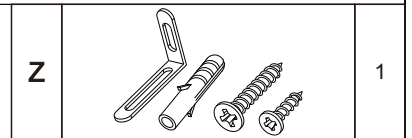
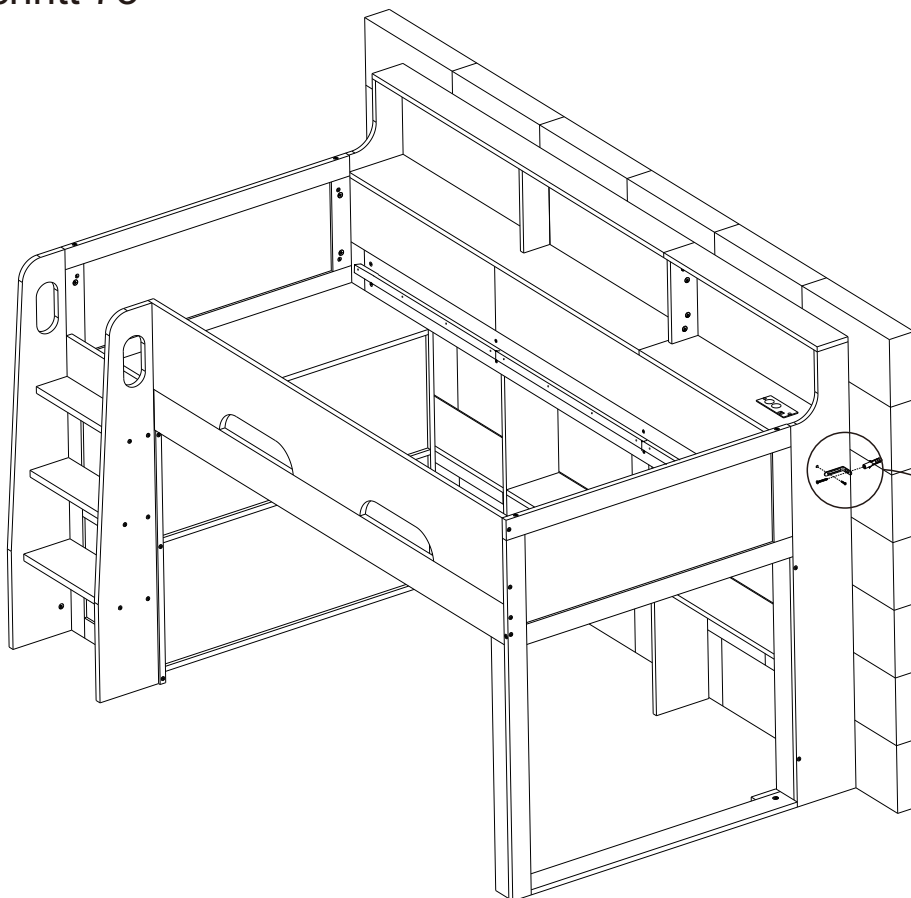


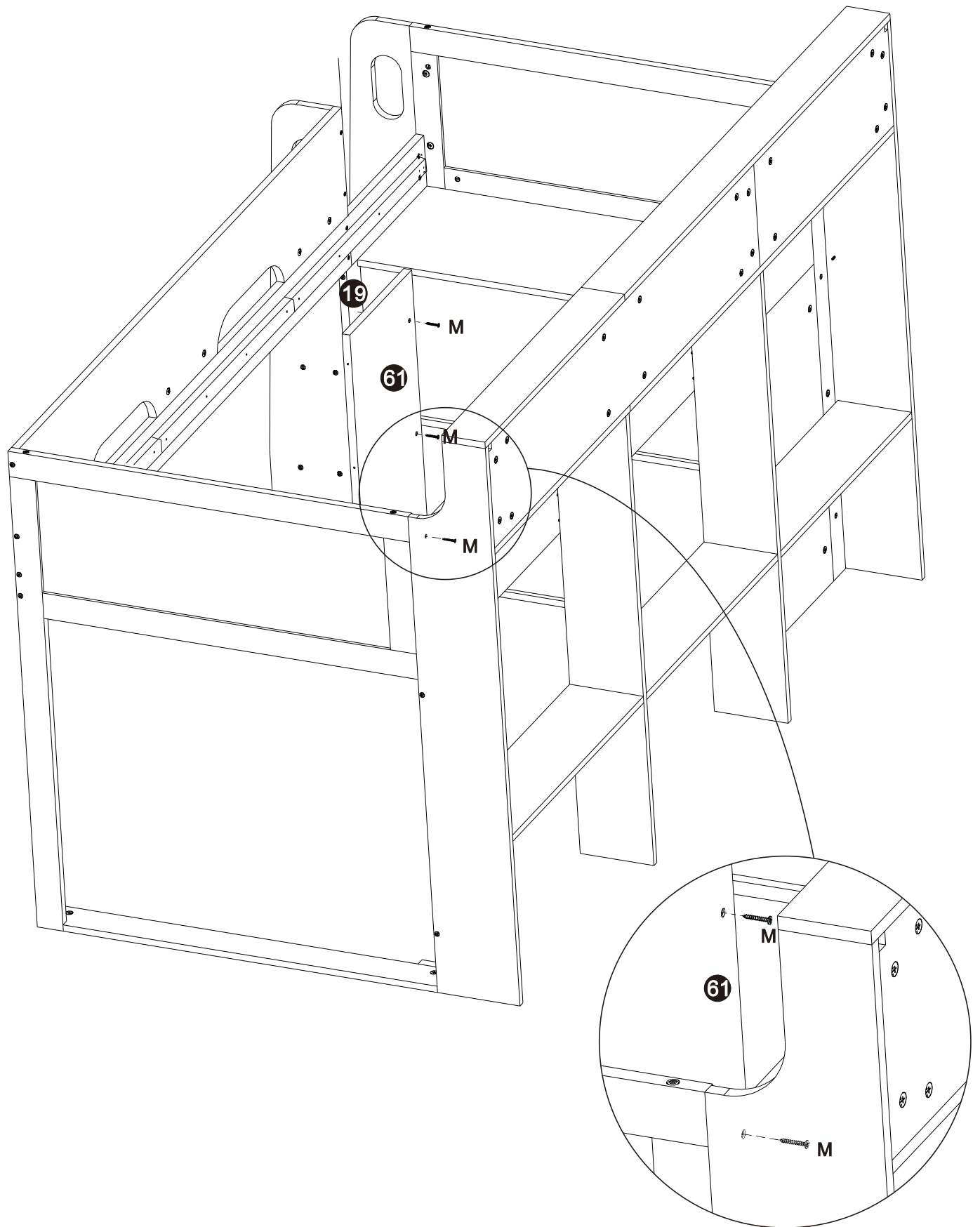
s		20
---	---	----

Schritt 72



Schritt 73

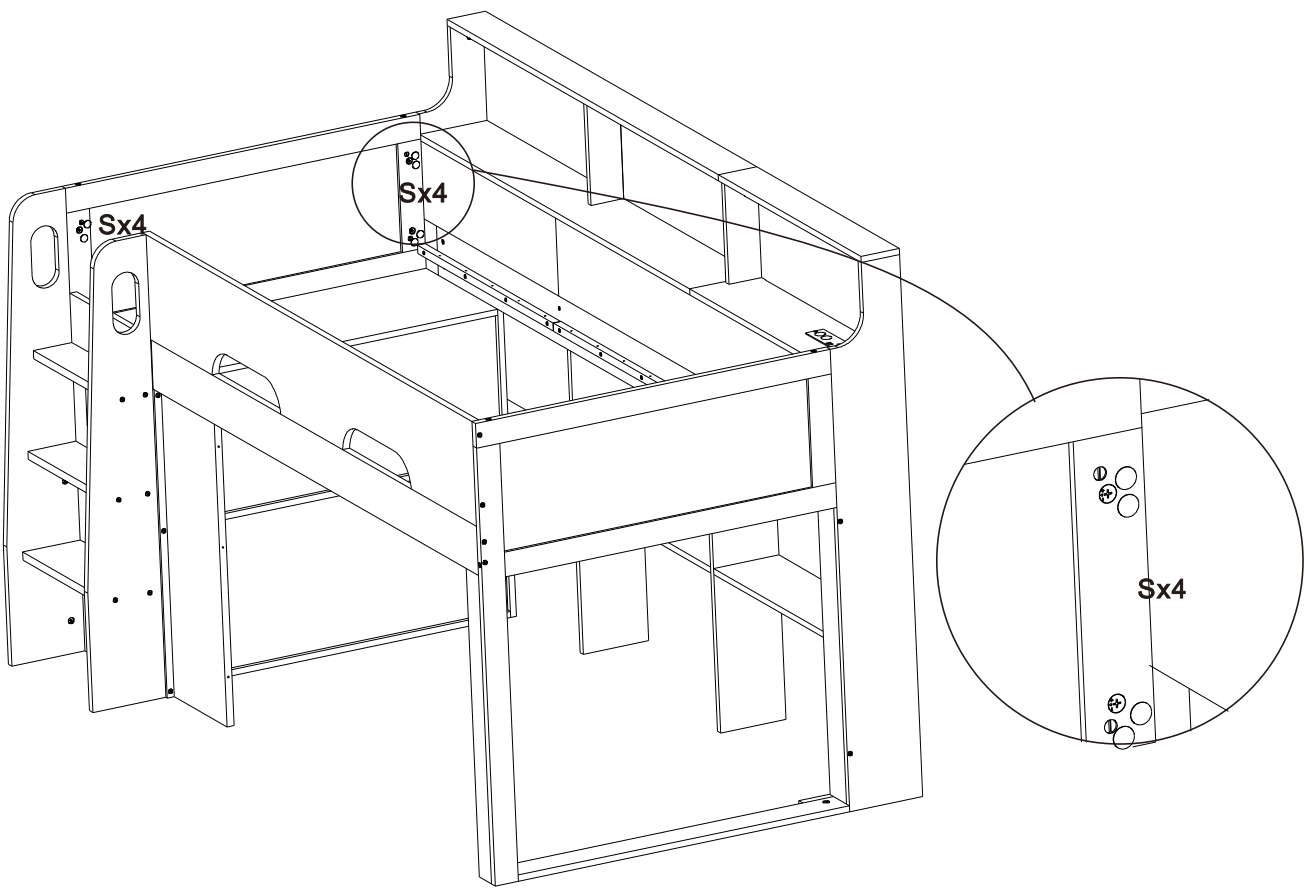




Schritt 75

S

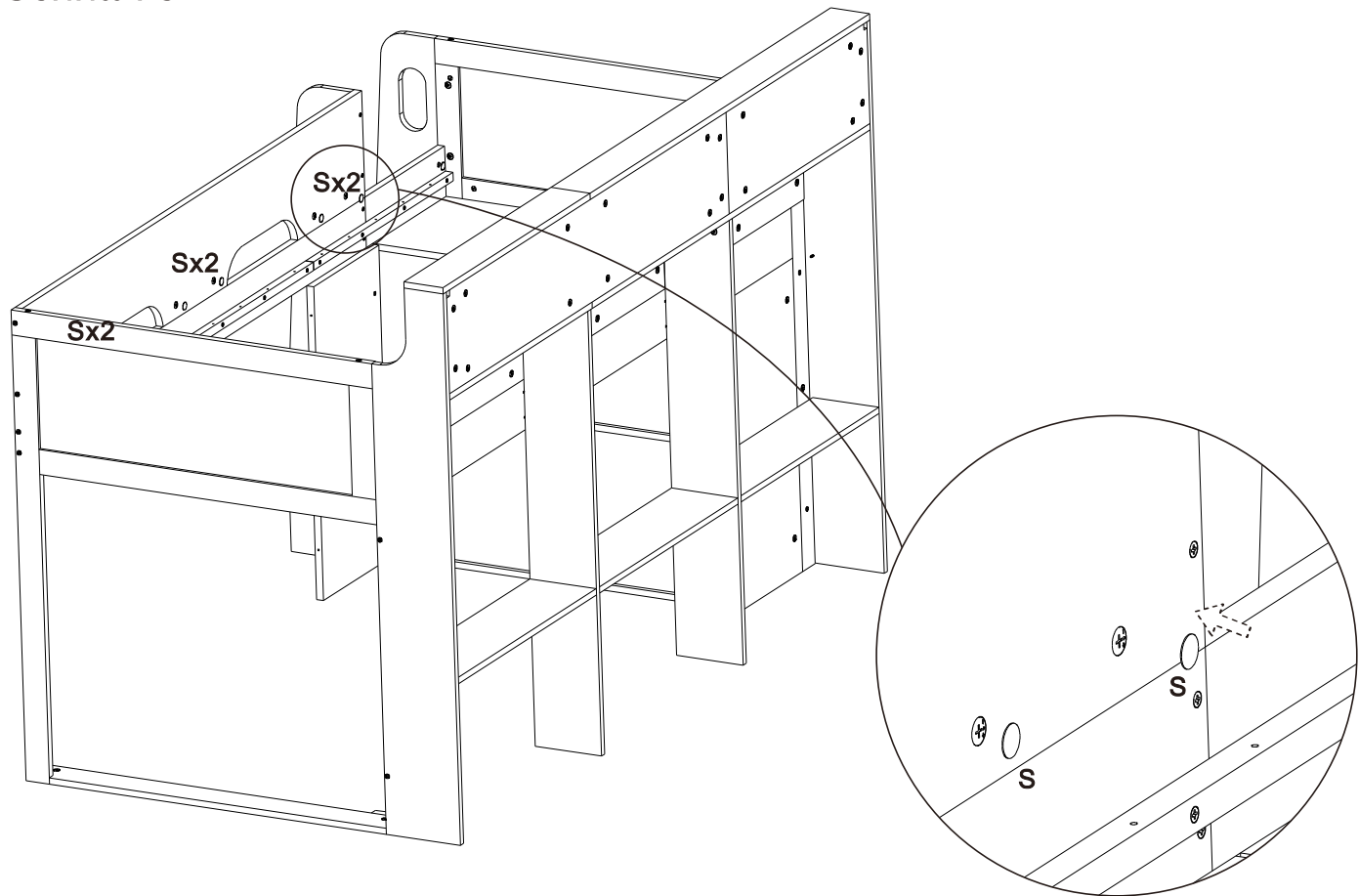
8



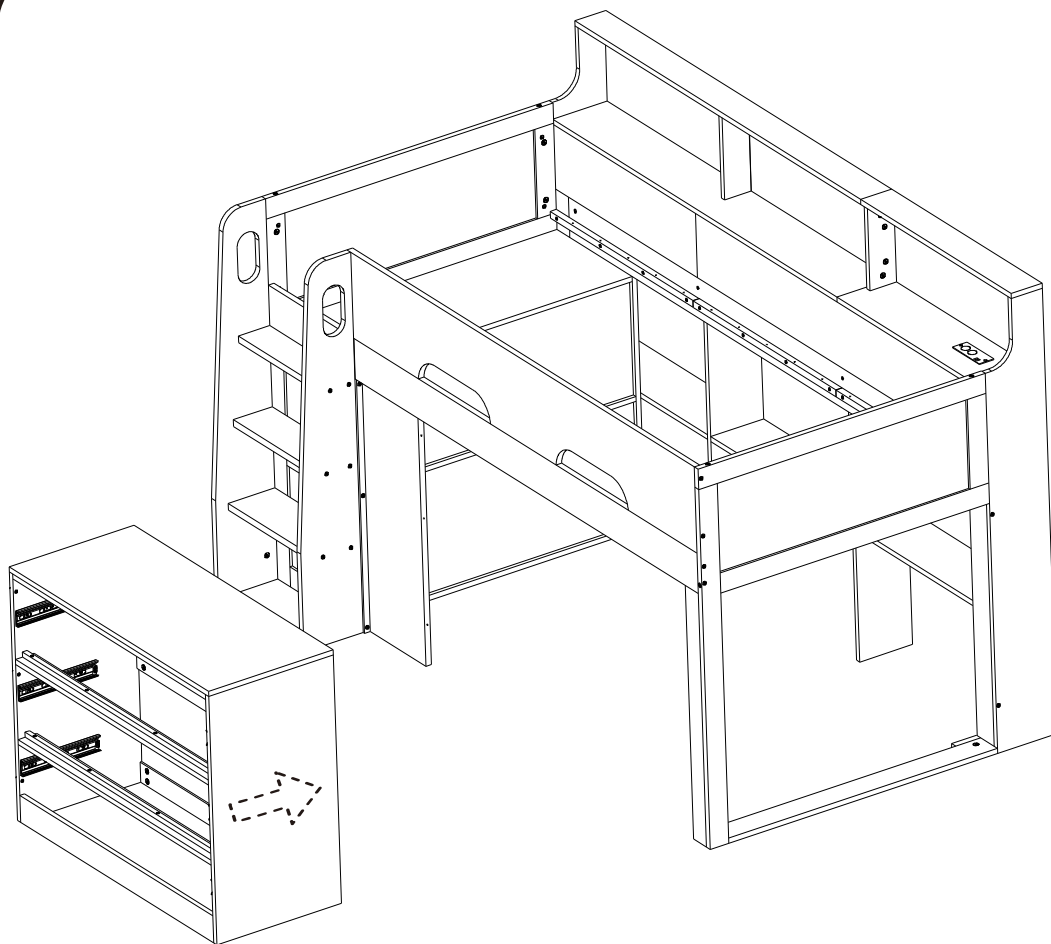
Schritt 76

S

6



Schritt 77

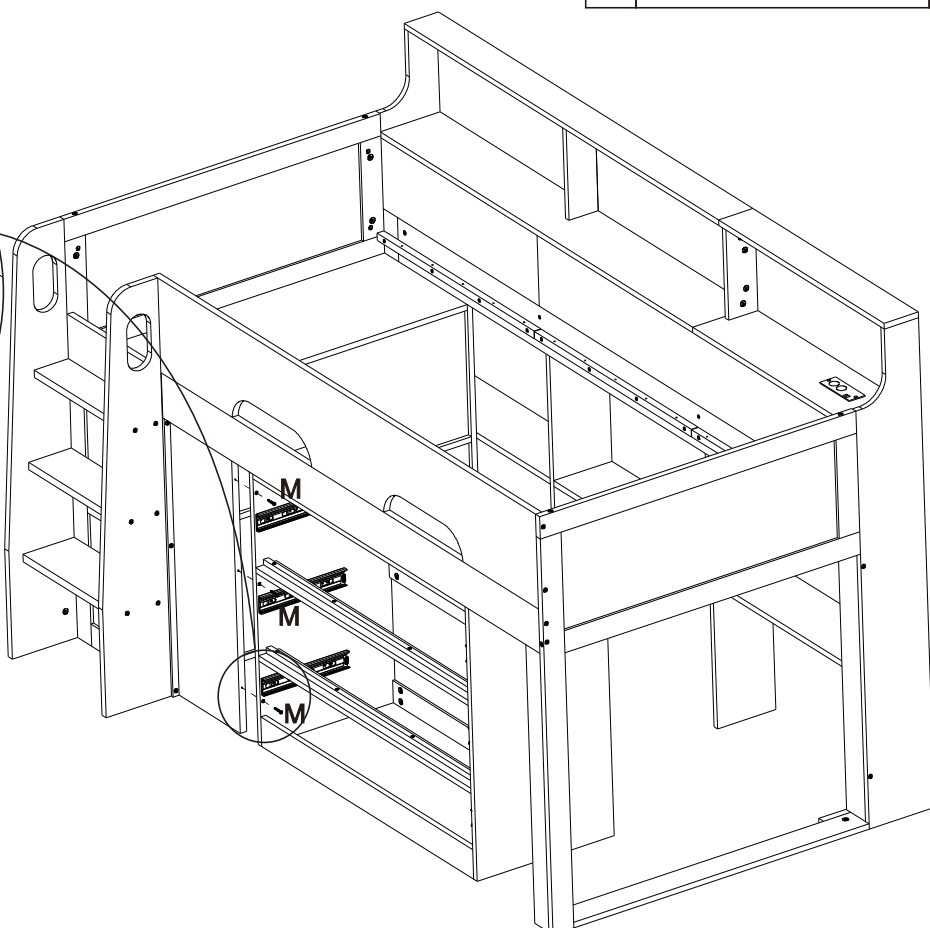
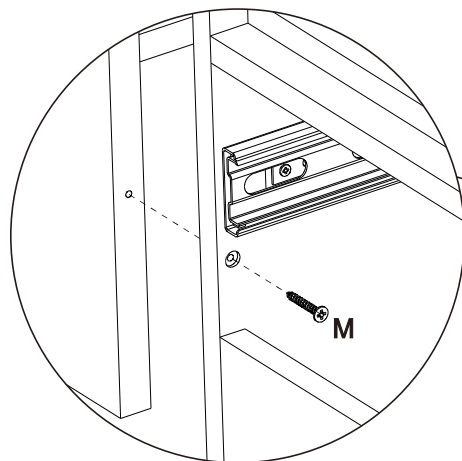


Schritt 78

M

 M4x30

3

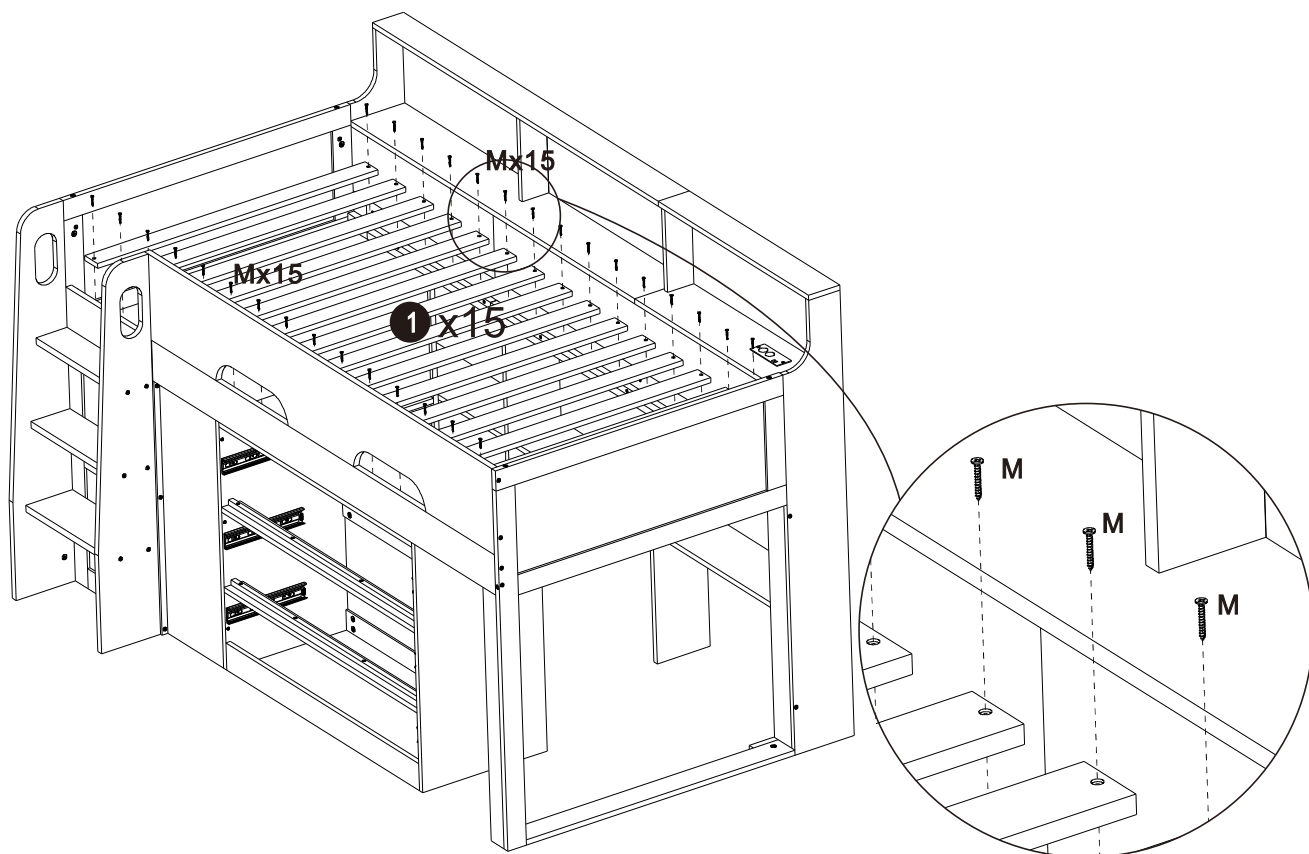


Schritt 79

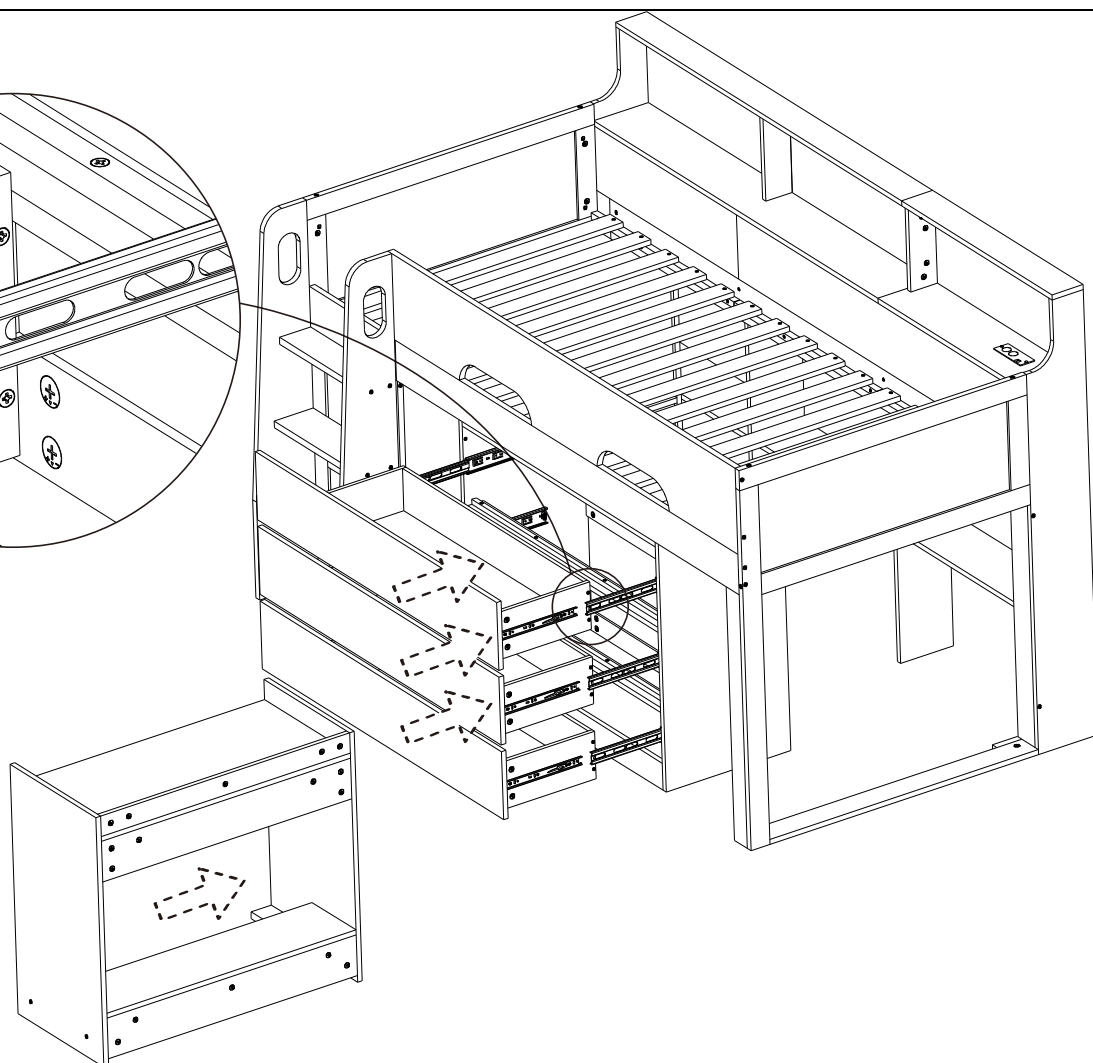
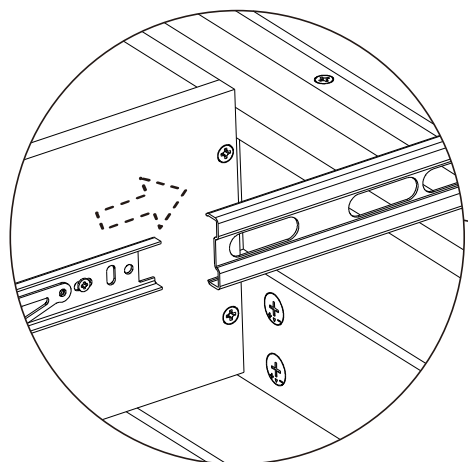
M

M4x30

30



Schritt 80





Shenzhen BCTC Testing Co., Ltd.
1-2/F., Building B, Pengzhou Industrial Park, No.15E, Fuyuan 1st Road,
Zhancheng, Fuhai Subdistrict, Bao'an District, Shenzhen, Guangdong, China

Test Verification of Conformity

Verification Number: BCTC2507635158C

Applicant : Dongguan Huima Synthetic Electronics Co.,Ltd
3rd Floor, Bingding A, No.1 Jiangxing Road, Huangjiang Village, Huangjiang Town, Dongguan City, Guangdong Province China

Manufacturer : Dongguan Huima Synthetic Electronics Co.,Ltd
3rd Floor, Bingding A, No.1 Jiangxing Road, Huangjiang Village, Huangjiang Town, Dongguan City, Guangdong Province China

Product Name : 2.4G controller

Model/Type Reference : HM-LY-2.4G

Essential Requirement	Test Standards	Report No.
Art.3.1(a) Safety	EN 61347-1:2015+A1:2021 EN 61347-2-11:2001+A1:2019	BCTC2507862687S
Art.3.1(a) Health	EN 62479:2010 EN 50663:2017	BCTC2507635158-1E
Art.3.1(b) EMC	ETSI EN 301 489-1 V2.2.3 (2019-11) ETSI EN 301 489-17 V3.3.1 (2024-09)	BCTC2507635158-2E
Art.3.2 Radio	ETSI EN 300 328 V2.2.2 (2019-07)	BCTC2507635158-3E

On the basis of the referenced test report(s), sample(s) tested of the above product have been found to comply with the standards harmonized with Annex II of Council Directive 2014/53/EU at the time the tests were carried out. Other standards and Directives may be relevant to the product. This verification is part of the full test report(s) and should be read in conjunction with it <them>.

Once compliance with all product relevant **CE** mark directives are verified, including any relevant e.g. risk assessment and production control, the manufacturer may indicate compliance by signing a Declaration of Conformity themselves and applying the mark to products identical to the tested sample(s).



Tel: 400-788-9558 / 0755-32936262

www.chnbctc.com

This Verification is for the exclusive use of BCTC's client and is provided pursuant to agreement between BCTC and its client. BCTC's responsibility and liability are limited to the terms and conditions of the agreement. The observation and test results referenced in this Verification are relevant only to the sample tested. This Verification by itself does not imply that the material, product, or service is or has ever been under a BCTC certification program.

Certificate of Conformity

No.: LP24060215C01-01

The following products have been tested by us with the listed standards and found in compliance with the council EMC directive 2014/30/EU. It is demonstrative for the compliance with this EMC Directive.

Applicant : Dongguan Yali Electric Appliance Co.,Ltd
Address : 8 / F, Building 9, No. 6, Yuyuan 4th Road, Yuyuan Industrial Zone, Huangjiang Town, Dongguan City, Guangdong Province
Product : Strip power supply
Model No. : YL-SKCE-901, YL-SKCE-902, YL-SKCE-903, YL-SKCE-905, YL-SKCE-906, YL-SKCE-907, YL-SKCE-908, YL-SKCE-909, YL-SKCE-901A, YL-SKCE-902A, YL-SKCE-903A, YL-SKCE-905A, YL-SKCE-906A, YL-SKCE-907A, YL-SKCE-908A, YL-SKCE-909A
Test Standards : EN 55032:2015+A11:2020+A1:2020
EN 55035:2017+A11:2020
EN IEC 61000-3-2:2019+A1:2021
EN 61000-3-3:2013+A1:2019+A2:2021



The CE marking may be used if all relevant and effective EC Directives/Regulations are complied with.


Manager: Frank Shen
Date: October 31, 2024

Dongguan Lepont Testing Service Co., Ltd.

Tel.:86-769-83086888 Fax.:86-769-83096886

Room 102, Building 11, No.7, Houjie Science And Technology Avenue, Houjie, Dongguan, Guangdong, China

The statement is based on a single evaluation of one sample of above mentioned products. It does not imply an assessment of the whole production and does not permit the use of the test lab's logo.



SHENZHEN HTT TECHNOLOGY CO.,LTD.

HOTLINE: 400-6655-351

WWW.HTTPRC.COM

Certificate of Compliance

Certificate No. : HTT160911102R
Applicant : Xuyuan optoelectronics (shenzhen) Co.,Ltd
Applicant Address : No.17-3, Xintangwei Industrial District, Longdong Community,
Longgang District, Shenzhen.
Manufacturer : Xuyuan optoelectronics (shenzhen) Co.,Ltd
Manufacturer Address : No.17-3, Xintangwei Industrial District, Longdong Community,
Longgang District, Shenzhen.
Product : IR Controller
Model No. : XY-IR24,XY-IR32,XY-IR40,XY-IR44,XY-IRmini24,
XY-IRmini44,XY-IRmini-01,XY-IRmini-02,XY-IRmini-03,
XY-IR-01,XY-IR-02,XY-IR-03,XY-IR14
Trademark : N/A

This is to certify that, on the basis of the tests undertaken as per Report No.:
HTT160911102RR, the submitted sample of the above item complies with:

IEC62321:2008
IEC62321-4:2013
IEC62321-5:2013

And fulfills testing requirement of the RoHS directive 2011/65/EU.

RoHS


Kevin/Senior Manager



Date of Issue: Sep.21,2020

TEL: 0755-23595200 FAX: 0755-23595201
7F, A BUILDING, SMART VALLEY SCIENCE AND TECHNOLOGY INNOVATION PARK,
XIXIANG, BAOAN DISTRICT, SHENZHEN, GUANGDONG, CHINA

CERTIFICATE OF CONFORMITY

The following products have been tested by us and found in conformity with the (RoHS) Directive 2011/65/EU Annex II amending Directive (EU)2015/863. It is possible to use CE marking to demonstrate the conformity with this Directive.

Report No. : XNO251021001CX2-1
Applicant : YA LI ELECTRIC CO LTD
Address : Room 801, Building 9, No. 6, Yuyuan 4th Road, Huangjiang Town, DONGGUAN Guangdong 523000
Sample Name: : Furniture power distribution unit
Model No.: : YL-SKCE-909A
Sub-Model No.: : YL-SKCE-901, YL-SKCE-901A, YL-SKCE-902, YL-SKCE-902A, YL-SKCE-903, YL-SKCE-903A, YL-SKCE-905, YL-SKCE-905A, YL-SKCE-905C, YL-SKCE-906, YL-SKCE-906A, YL-SKCE-907, YL-SKCE-907A, YL-SKCE-908, YL-SKCE-908A, YL-SKCE-909
Manufacturer : YA LI ELECTRIC CO LTD
Manufacturer Address : Room 801, Building 9, No. 6, Yuyuan 4th Road, Huangjiang Town, DONGGUAN Guangdong 523000
Test method : IEC 62321-3-1:2013 & IEC 62321-5:2013 & IEC 62321-4:2013+A1:2017 & IEC 62321-7-1:2015 & IEC 62321-7-2:2017 & IEC 62321-6:2015 & IEC 62321-8:2017



Signature : *For*

Technical supervisor

Signed for and on behalf of

Guangzhou Supreme Technology & Testing Service Co., LTD

21-Oct-2025



This certification is part of the full test report(s) and should be read in conjunction with it. The certificate is based on a single evaluation of one sample of above-mentioned products. It does not imply an assessment of the whole production and does not permit the use of the test lab logo.

Guangzhou Supreme Technology & Testing Service Co., LTD

103, NanSha IT Park, South Tower, No.2 Huanzhi Dadao Nan, NanSha District, Guangzhou City, Guangdong Province China

Tel: 020-39004143

Fax: 020-39390517

Email: service@enotesting.com

Website: <http://www.enotesting.com>



Test Report

Report No.:XNQ251021001CX2-1

Date: 21-Oct-2025

Page 1 of 15

Applicant: YA LI ELECTRIC CO LTD

Address: Room 801, Building 9, No. 6, Yuyuan 4th Road, Huangjiang Town, DONGGUAN Guangdong
523000

The following sample(s) and information were submitted and identified by the applicant

Sample Name: Furniture power distribution unit
Model No.: YL-SKCE-909A
Sub-Model No.: YL-SKCE-901, YL-SKCE-901A, YL-SKCE-902, YL-SKCE-902A, YL-SKCE-903,
YL-SKCE-903A, YL-SKCE-905, YL-SKCE-905A, YL-SKCE-905C,
YL-SKCE-906, YL-SKCE-906A, YL-SKCE-907, YL-SKCE-907A, YL-SKCE-908,
YL-SKCE-908A, YL-SKCE-909
Manufacturer: YA LI ELECTRIC CO LTD
Manufacturer Address: Room 801, Building 9, No. 6, Yuyuan 4th Road, Huangjiang Town, DONGGUAN
Guangdong 523000
Origin Of The Product(s): China
Sample Received Date: 11-Oct-2025; 20-Oct-2025
Sample Tested Date: 11-Oct-2025 to 20-Oct-2025
Test Requested: Test as requested by client
Test Method: Please refer to next page(s)
Test Results: Please refer to next page(s)



Authorized signature

Fox Rong

Technical supervisor

Approved Signatory

Guangzhou Supreme Technology & Testing Service Co., Ltd.

Note: This document cannot be reproduced except in full, without prior written approval of the Company. Any unauthorized alteration, forgery or falsification of the content or appearance of this document is unlawful and offenders may be prosecuted to the fullest extent of the law. Unless otherwise stated the results shown in this test report refer only to the sample(s) tested. Any demurral to the content of test report, please propose in 15 days after the report's sending out, it will not be accepted after this date.

Guangzhou Supreme Technology & Testing Service Co., Ltd.

103, NanSha IT Park, South Tower, No.2 Huanshi Dadao Nan, NanSha District, GuangZhou City, GuangDong Province,China



Tel: 020-39004143

Fax: 020-39005517

Email: service@nrotesting.com

Website: <http://www.nrotesting.com>

TEST REPORT

Applicant: Address:	Dongguan Yali Electric Appliance Co.,Ltd 8 / F, Building 9, No. 6, Yuyuan 4th Road, Yuyuan Industrial Zone, Huangjiang Town, Dongguan City, Guangdong Province	
Manufacturer: Address:	Dongguan Yali Electric Appliance Co.,Ltd 8 / F, Building 9, No. 6, Yuyuan 4th Road, Yuyuan Industrial Zone, Huangjiang Town, Dongguan City, Guangdong Province	
Factory: Address:	Dongguan Yali Electric Appliance Co.,Ltd 8 / F, Building 9, No. 6, Yuyuan 4th Road, Yuyuan Industrial Zone, Huangjiang Town, Dongguan City, Guangdong Province	
E.U.T.:	Strip power supply	
Model Number:	YL-SKCE-901, YL-SKCE-902, YL-SKCE-903, YL-SKCE-905, YL-SKCE-906, YL-SKCE-907, YL-SKCE-908, YL-SKCE-909, YL-SKCE-901A, YL-SKCE-902A, YL-SKCE-903A, YL-SKCE-905A, YL-SKCE-906A, YL-SKCE-907A, YL-SKCE-908A, YL-SKCE-909A	
Date of Receipt:	July 30, 2024	Date of Test: July 30 - Aug 5, 2024
Test Specification:	EN 55032:2015+A11:2020+A1:2020 EN 55035:2017+A11:2020 EN IEC 61000-3-2:2019+A1:2021 EN 61000-3-3:2013+A1:2019+A2:2021	
Test Result:	The equipment under test was found to be compliance with the requirements of the standards applied.	
Prepared by:	Approved & Authorized Signer:	
 Jerry Hu/ Engineer	 Frank Shen/ Manager	
	Issue Date: October 31, 2024	
This test report is based on a single evaluation of one sample of above mentioned products. It is not permitted to be duplicated in extracts without written approval of Dongguan Lepont Service Co., Ltd.		