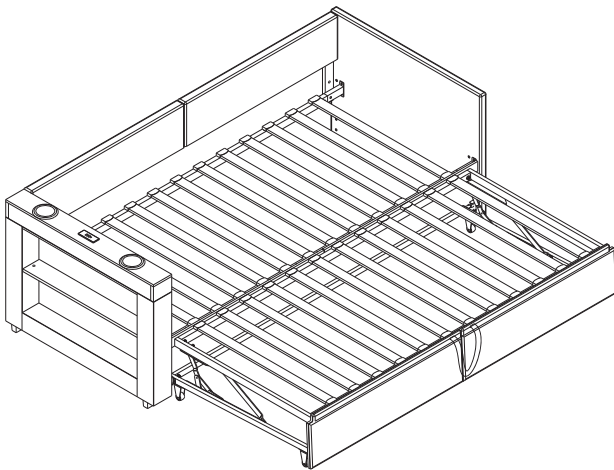
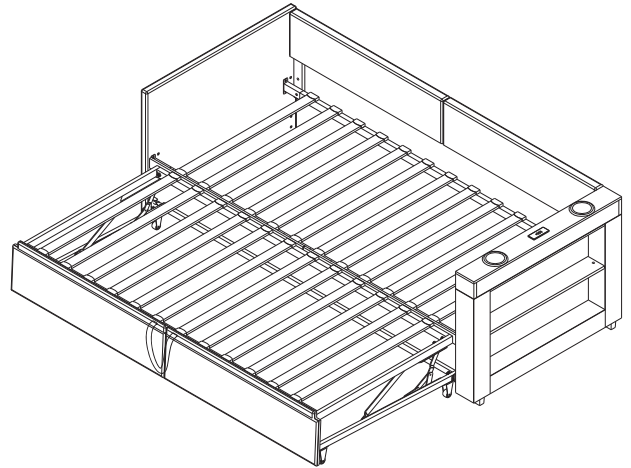


Montageanleitung | Instructions de montage Assembly Instructions | Instrucciones de montaje

SKU NUMBER: N616P448398/N616P448399 (90 X 200)



L



R



GB This set comes in 2 boxes. If you do not receive a full set of 2 boxes, please contact our customer service.

DE Dieses Set wird in 2 Schachteln geliefert. Wenn Sie nicht ein komplettes Set von 2 Boxen erhalten, kontaktieren Sie bitte unseren Kundenservice.

FR Ce set est livré en 2 boîtes. Si vous ne recevez pas un jeu complet de 2 boîtes, veuillez contacter notre service clientèle.

English

IMPORTANT ! KEEP FOR FUTURE REFERENCE : READ CAREFULLY

- To be assembled by an adult. Assembly must be checked by an adult before use
- **WARNING !** Keep all screws, small parts and plastic bags out of the reach of children
- Properly identify all parts before assembling
- Never use your item if any of its parts are broken or missing
- Should any problems arise, please contact our After Sales Service
- Manufacturer's instructions shall be followed at all times
- Care: Clean with a soft, dry cloth. In case of larger stains, carefully rub with a slightly damp, non-abrasive sponge
- Avoid the risk of fire by not placing furniture near sources of ignition or hot items
- Do not jump on the bed

Deutsch

WICHTIG ! ZUM SPÄTEREN NACHSCHLAGEN AUFBEWAHREN: SORGFÄLTIG LESEN

- Muss von einem Erwachsenen zusammengebaut werden. Der Zusammenbau muss vor dem Gebrauch von einem Erwachsenen überprüft werden
- **WARNUNG!** Bewahren Sie alle Schrauben, Kleinteile und Plastikbeutel außerhalb der Reichweite von Kindern auf
- Kennzeichnen Sie vor dem Zusammenbau alle Teile richtig
- Benutzen Sie Ihren Artikel niemals, wenn Teile gebrochen sind oder fehlen
- Sollten Probleme auftreten, wenden Sie sich bitte an unseren Kundendienst
- Die Anweisungen des Herstellers sind stets zu befolgen
- Pflege: Mit einem weichen, trockenen Tuch reinigen. Bei größeren Flecken vorsichtig mit einem leicht feuchten, nicht scheuernden Schwamm abreiben. nicht scheuernden Schwamm
- Vermeiden Sie die Gefahr eines Brandes, indem Sie die Möbel nicht in der Nähe von Zündquellen oder heißen Gegenständen aufstellen
- Nicht auf das Bett springen

Français

IMPORTANT ! CONSERVER POUR RÉFÉRENCE ULTÉRIEURE : LIRE ATTENTIVEMENT

- Le montage doit être effectué par un adulte. Le montage doit être vérifié par un adulte avant Utilisation
- **ATTENTION !** Tenir les vis, les petites pièces et les sachets en plastique hors de portée des enfants
- Identifiez correctement toutes les pièces avant de les assembler
- N'utilisez jamais votre article si l'une de ses pièces est cassée ou manquante
- En cas de problème, veuillez contacter notre service après-vente
- Les instructions du fabricant doivent être respectées à tout moment
- Entretien : nettoyer avec un chiffon doux et sec. En cas de taches plus importantes, frotter soigneusement avec une éponge non abrasive légèrement humide. légèrement humide et non Abrasive
- Évitez les risques d'incendie en ne plaçant pas les meubles à proximité de sources d'inflammation ou d'objets chauds
- Ne pas sauter sur le lit

Italiano



IMPORTANTE! CONSERVARE PER RIFERIMENTO FUTURO: LEGGERE ATTENTAMENTE

- Deve essere assemblato da un adulto. L'assemblaggio deve essere controllato da un adulto prima dell'uso
- **ATTENZIONE!** Tenere tutte le viti, le piccole parti e i sacchetti di plastica fuori dalla portata dei bambini
- Identificare correttamente tutte le parti prima dell'assemblaggio
- Non utilizzare mai l'articolo se alcune parti sono rotte o mancanti
- In caso di problemi, si prega di contattare il nostro Servizio Post Vendita
- Le istruzioni del produttore devono essere sempre seguite
- Cura: Pulire con un panno morbido e asciutto. In caso di macchie più estese, strofinare accuratamente con una spugna leggermente umida e nonspugna leggermente umida e non abrasiva
- Evitare il rischio di incendio, non collocando i mobili vicino a fonti di accensione o a oggetti caldi
- Non saltare sul letto

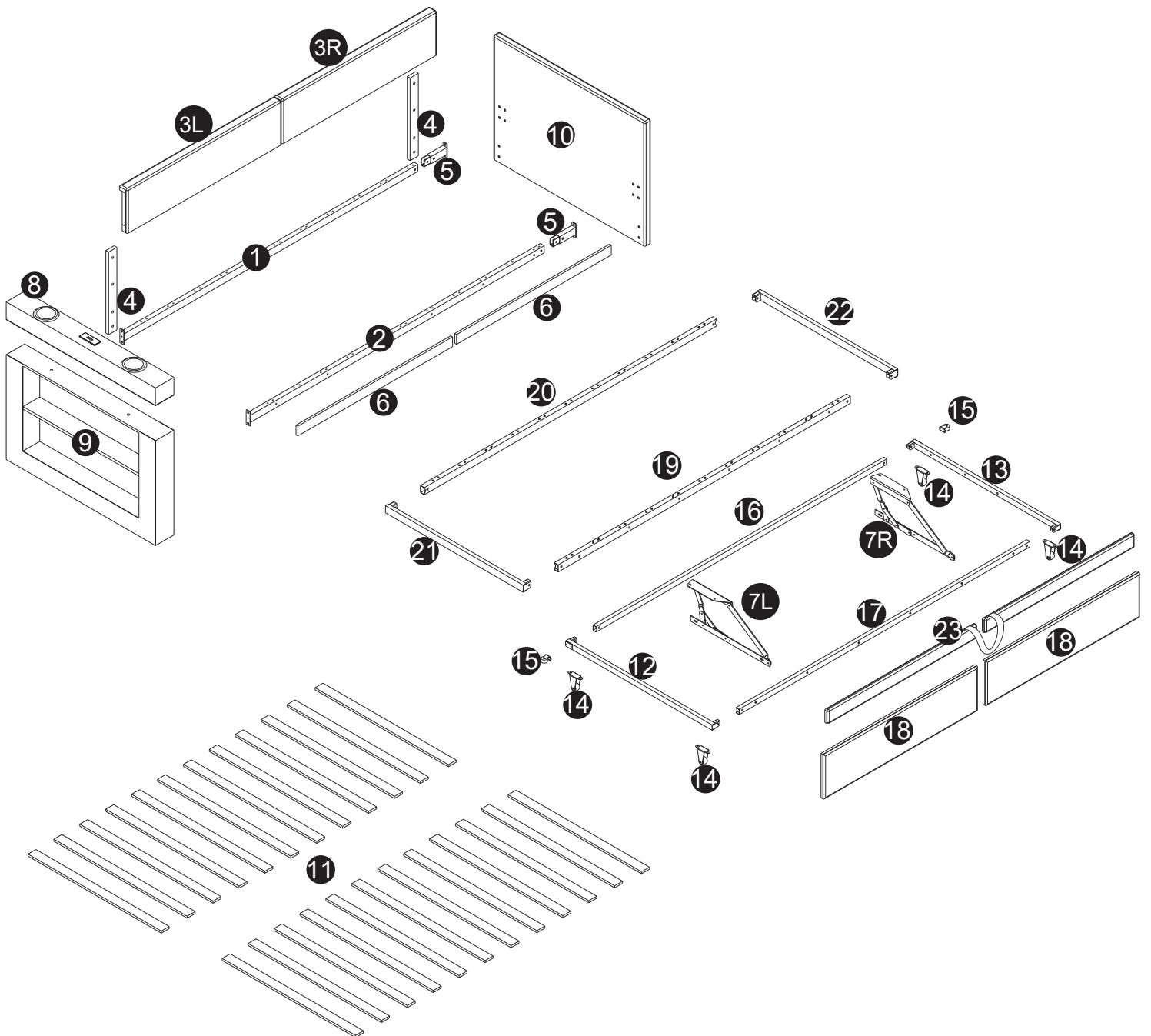
Español

¡ IMPORTANTE ! CONSERVELO PARA FUTURAS CONSULTAS: LEA ATENTAMENTE


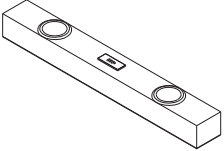

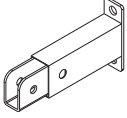
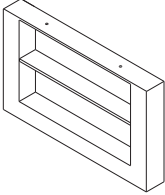
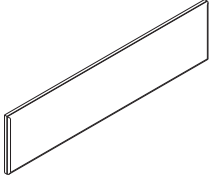
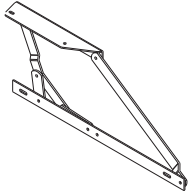
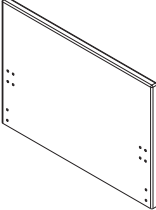
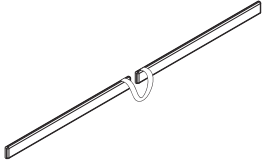
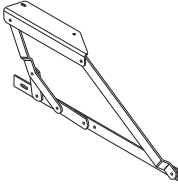

- Debe ser montado por un adulto. El montaje debe ser comprobado por un adulto antes del uso
- ADVERTENCIA Mantenga todos los tornillos, piezas pequeñas y bolsas de plástico fuera del alcance de los niños.
- Identifique correctamente todas las piezas antes de montarlas
 - Nunca utilice su artículo si alguna de sus piezas está rota o falta
 - Si surge algún problema, póngase en contacto con nuestro Servicio Postventa
 - Las instrucciones del fabricante deben seguirse en todo momento
 - Cuidado: Limpiar con un paño suave y seco. En caso de manchas más grandes, frote cuidadosamente con una esponja no abrasiva ligeramente humedecida.
 - Evite el riesgo de incendio no colocando los muebles cerca de fuentes de ignición u objetos calientes.
 - No saltar sobre la cama.



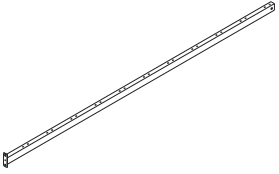
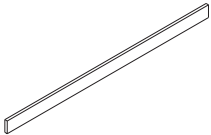
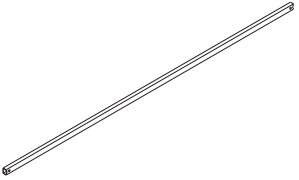
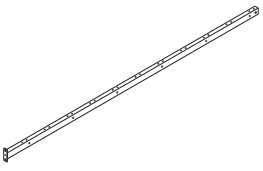
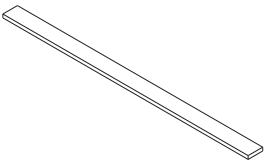
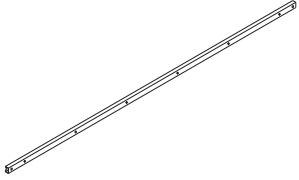
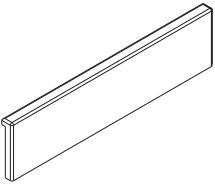
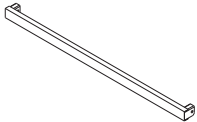
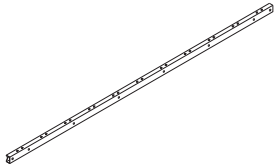
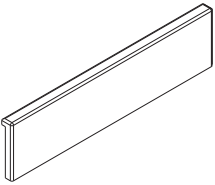
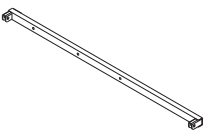
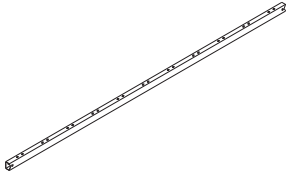
Stückliste



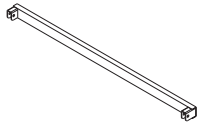
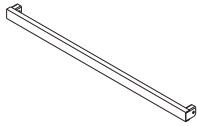
N616P448398

4		X2	8		X1	15		X2
5		X2	9		X1	18		X2
7L		X1	10		X1	23		X1
7R		X1	14		X4			


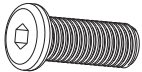
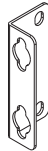


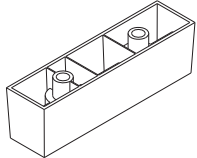


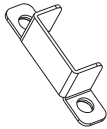
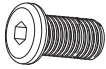
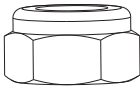
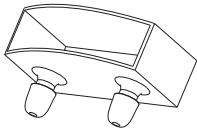

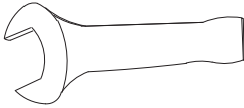
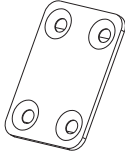

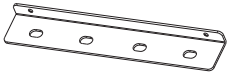
N616P448399

1		X1	6		X2	16		X1
2		X1	11		X24	17		X1
3L		X1	12		X1	19		X1
3R		X1	13		X1	20		X1

N616P448399

21		X1	22		X1
----	---	----	----	---	----

Hardware List-Hardware-Liste-Liste du matériel N616P448398

A		X1	G	 M8x20mm	X36	N		X2
B	 M4x10mm	X4	H	 M8x35mm	X16	P		X4
C	 M4x20mm	X12	J	 φ22xφ8xT2.0	X6	Q		X2
D	 M6x16mm	X10	K	 M8	X10	R		X48
E	 M6x30mm	X14	L		X1	S		X2
F	 M6x35mm	X12	M		X2			

1

A x 1



C x 4



M4 x 20mm

G x 8



M8 x 20mm

H x 4



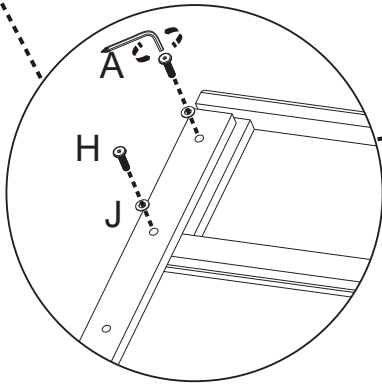
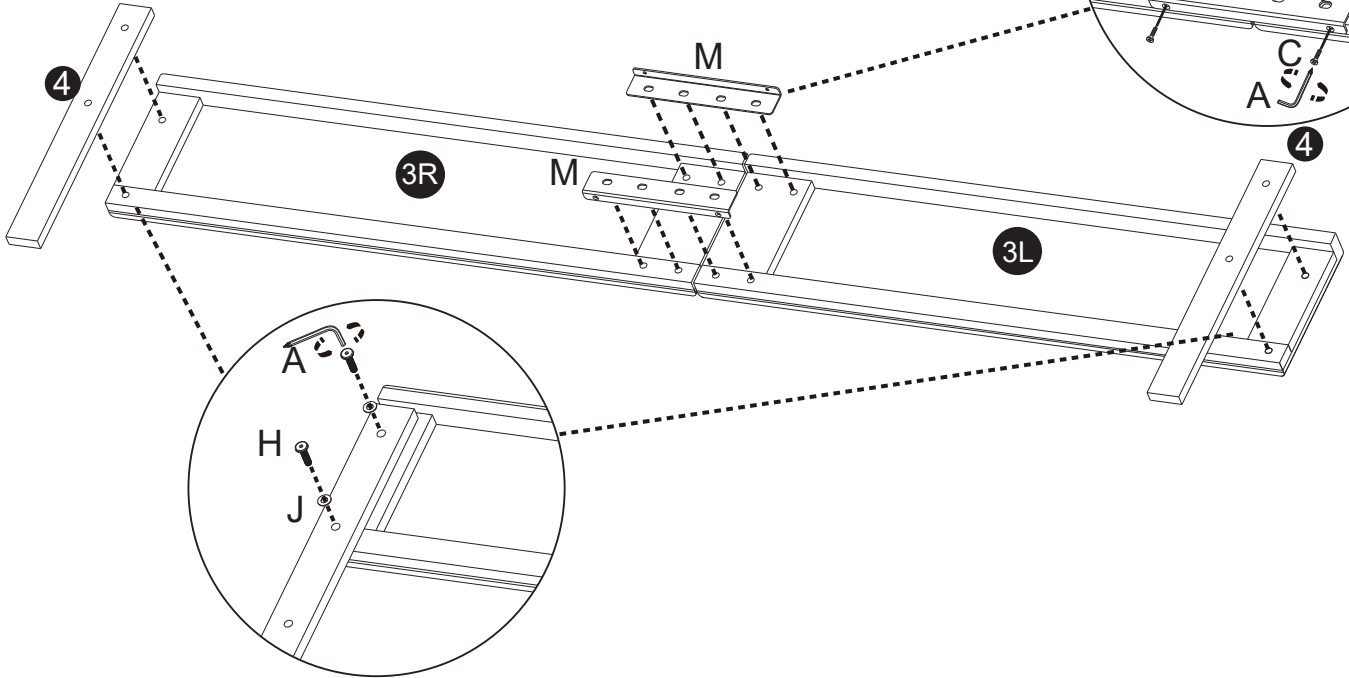
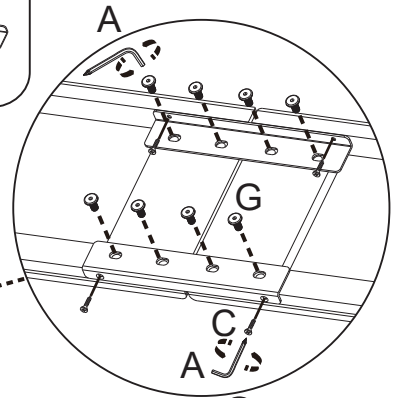
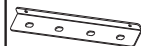
M8 x 35mm

J x 4



φ22 φ8 T2.0

M x 2

**2**

A x 1

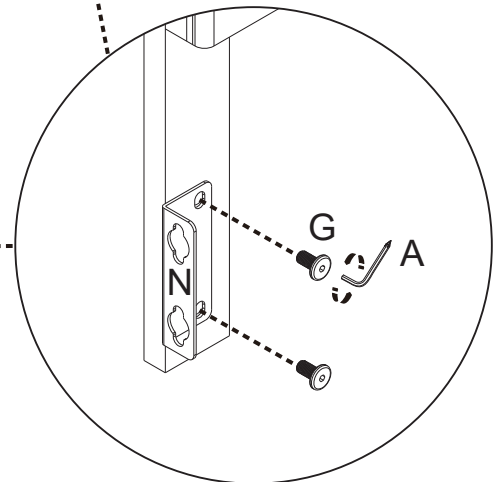
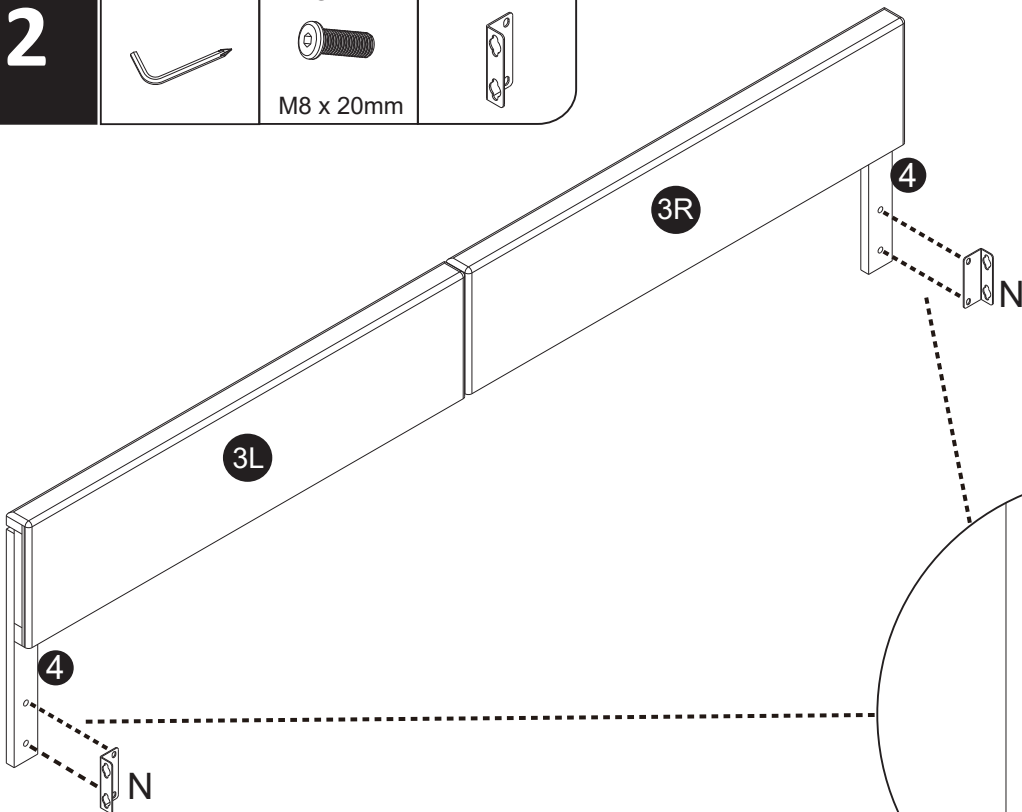


G x 4



M8 x 20mm

N x 2



3

A x 1



H x 2



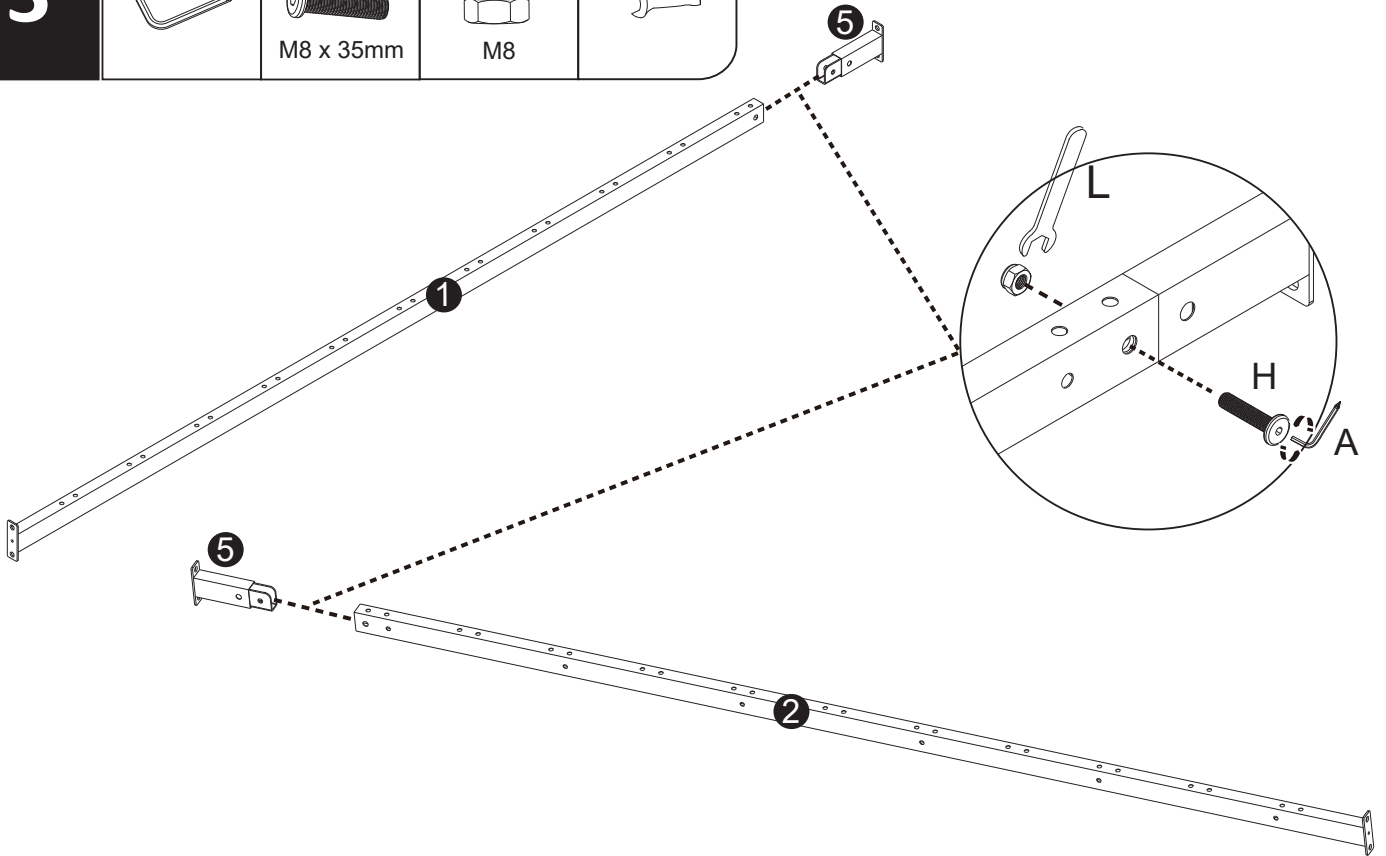
M8 x 35mm

K x 2



M8

L x 1



4

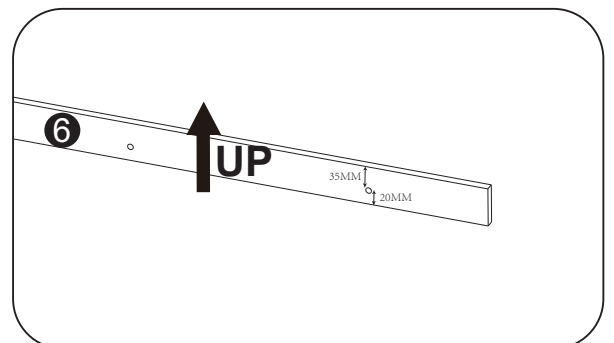
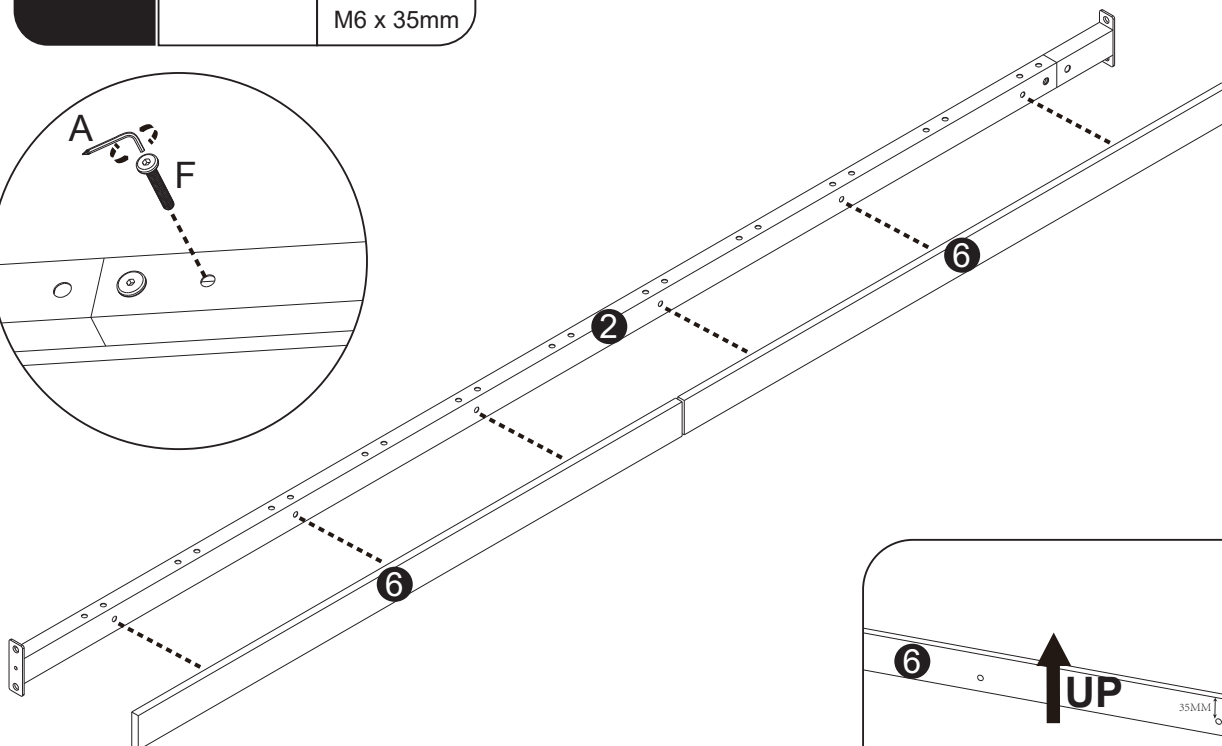
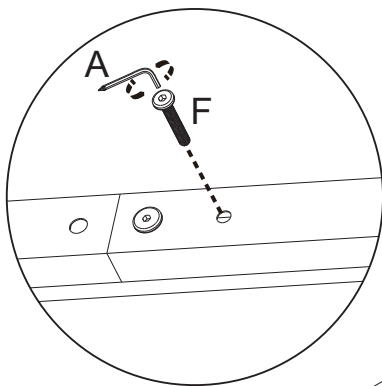
A x 1



F x 6



M6 x 35mm



5L

A x 1



E x 8



M6 x 30mm

H x 2



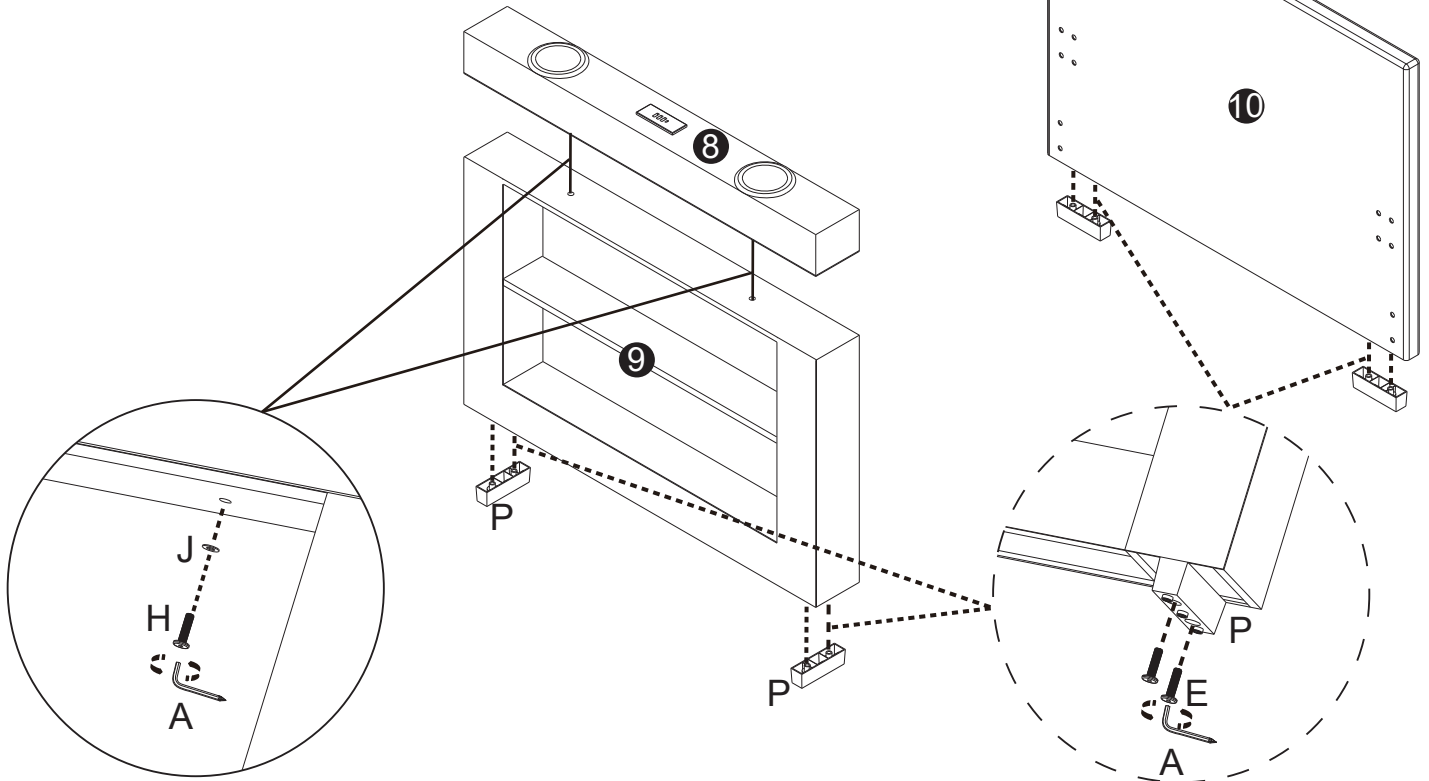
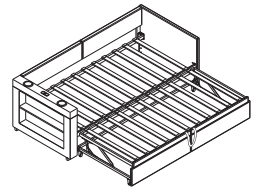
M8 x 35mm

J x 2



φ22xφ8xT2.0

P x 4

**5R**

A x 1



E x 8



M6 x 30mm

H x 2



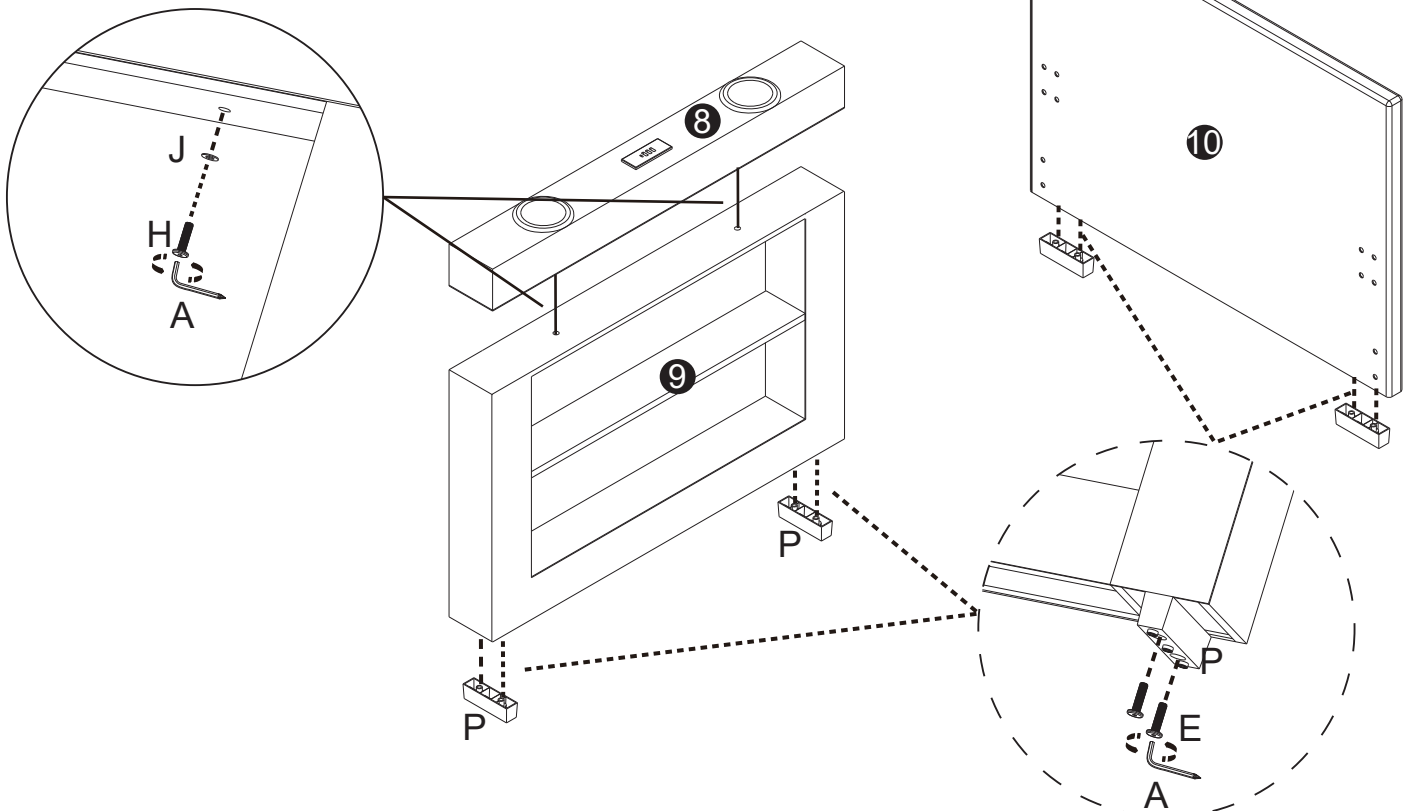
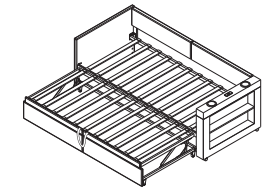
M8 x 35mm

J x 2



φ22xφ8xT2.0

P x 4



6L

A x 1

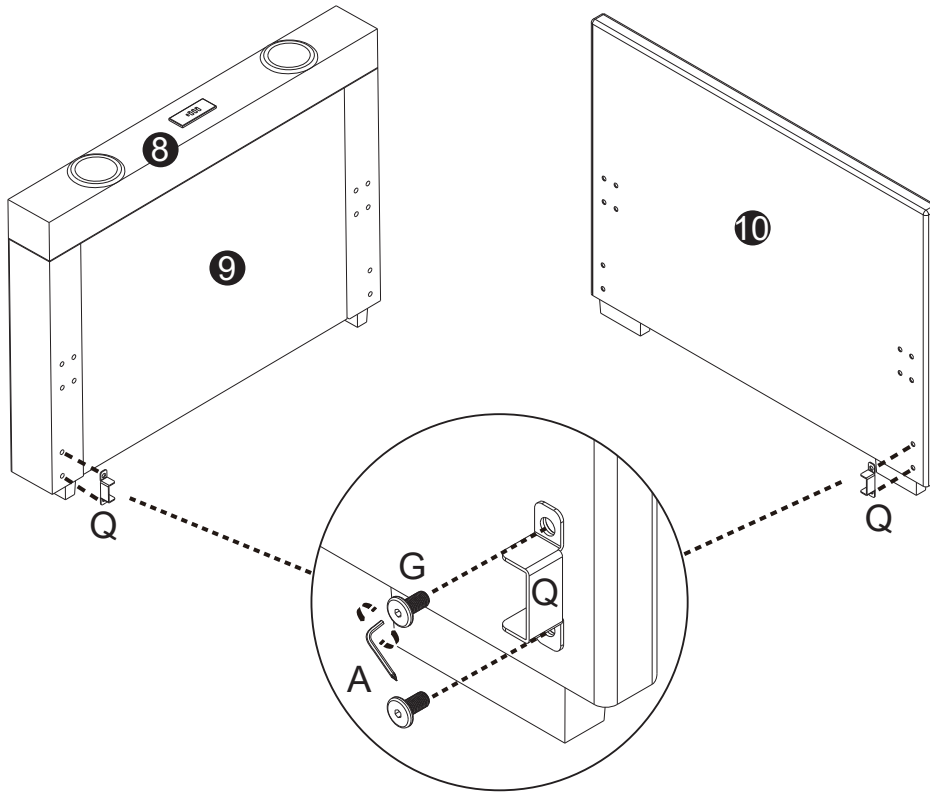
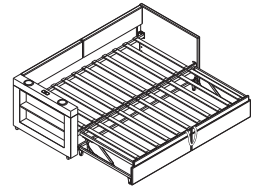


G x 4



M8 x 20mm

Q x 2



6R

A x 1

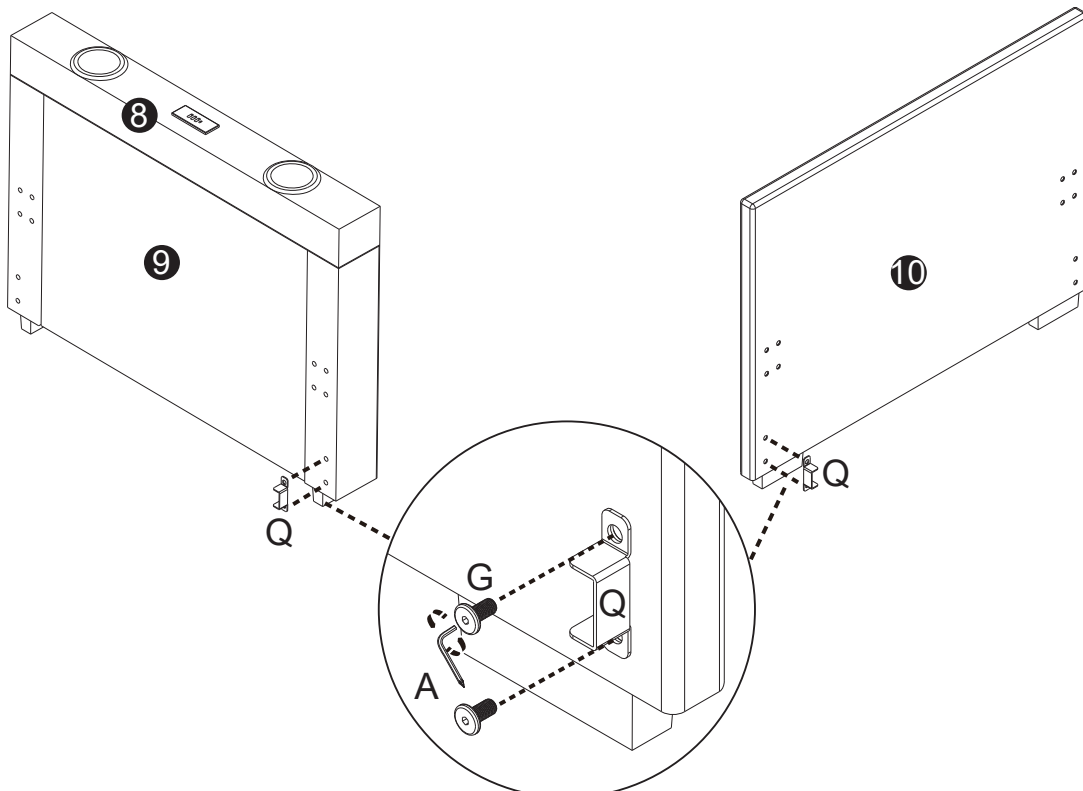
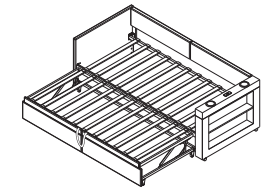


G x 4





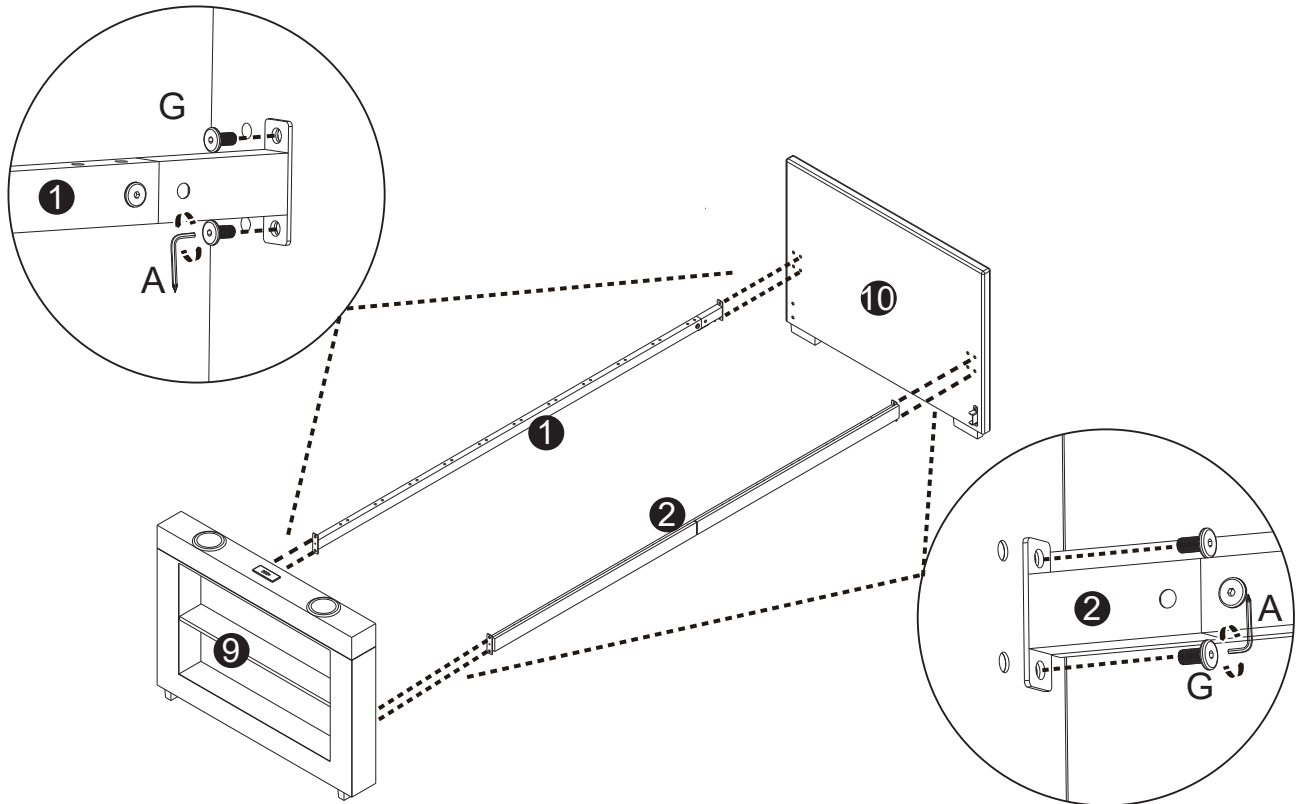
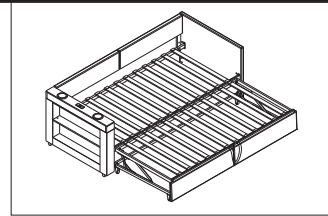
M8 x 20mm

Q x 2





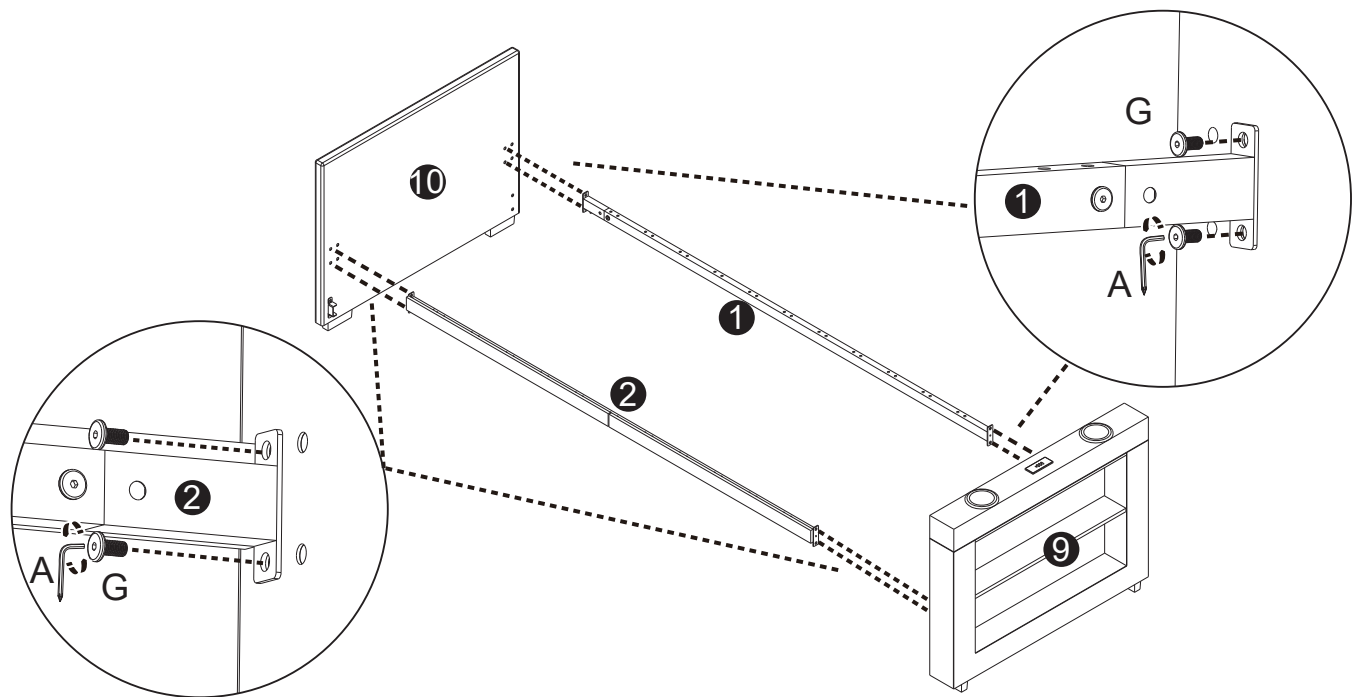
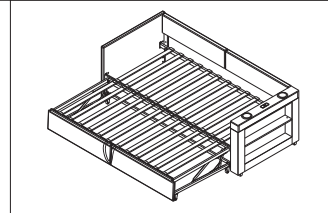
7L

A x 1	G x 8
	
	M8 x 20mm



7R

A x 1	G x 8
	
	M8 x 20mm



8L

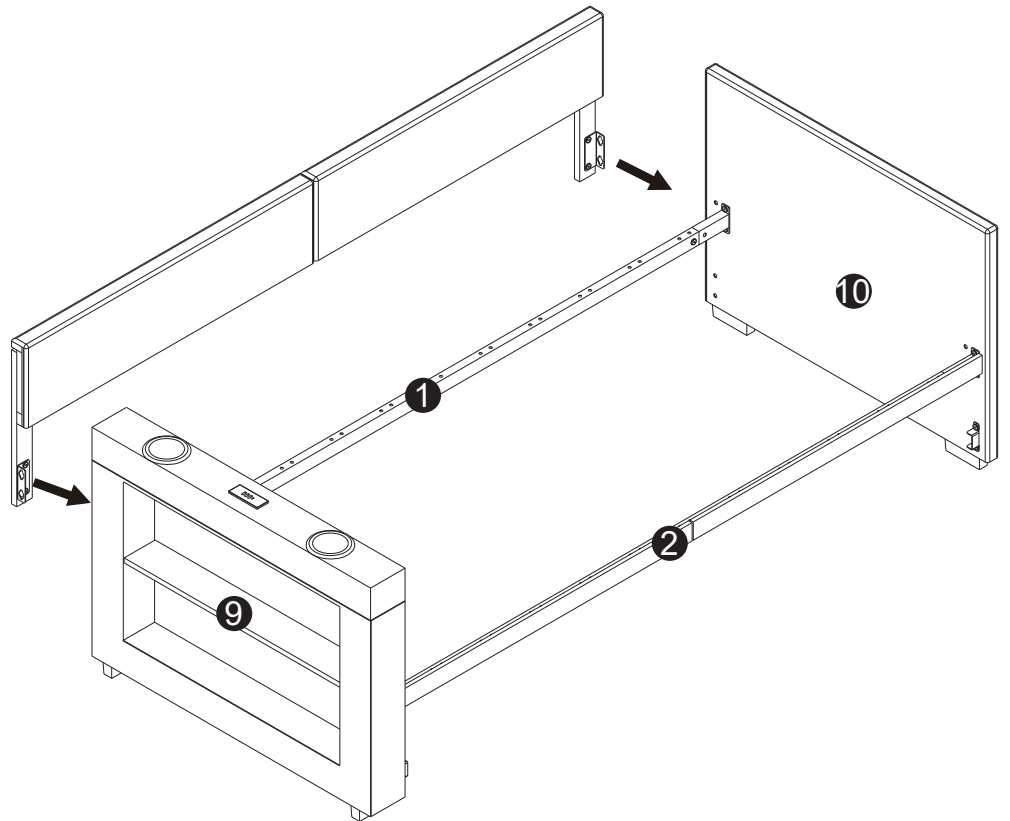
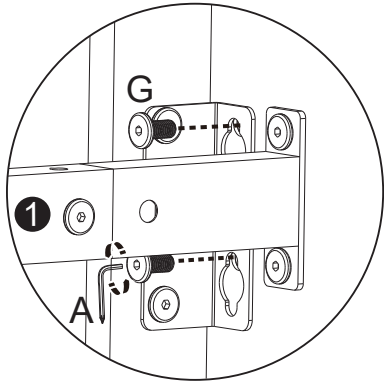
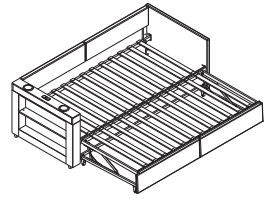
A x 1



G x 4



M8 x 20mm



8R

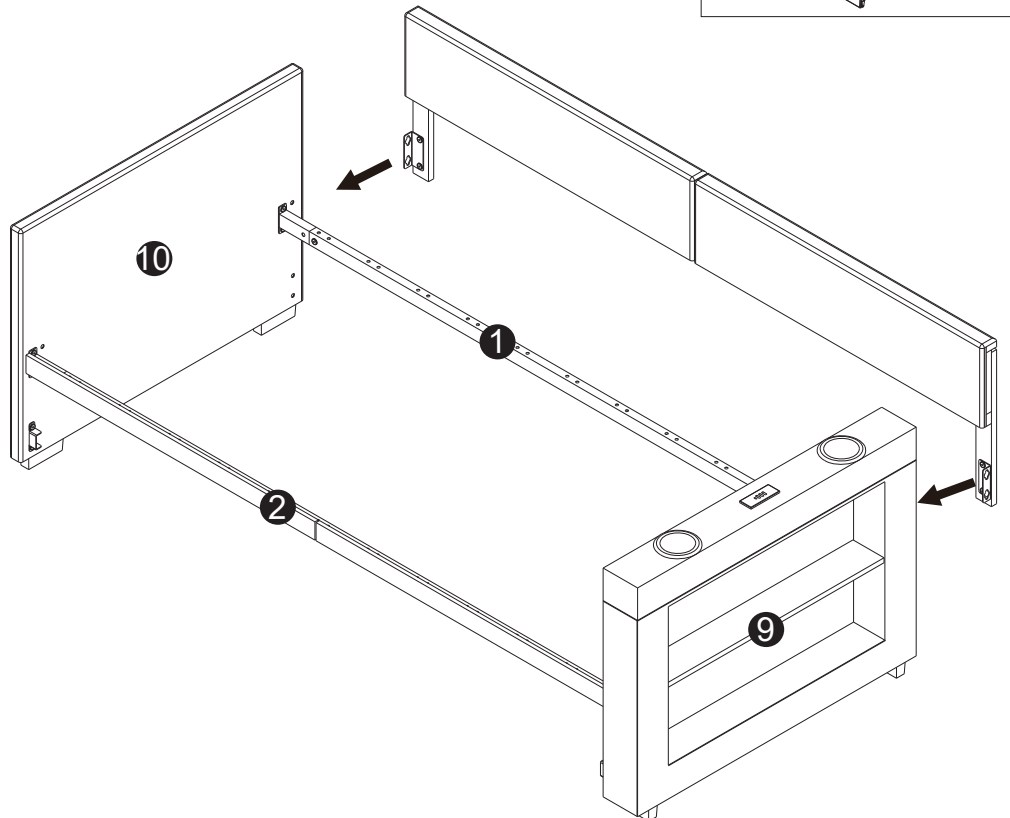
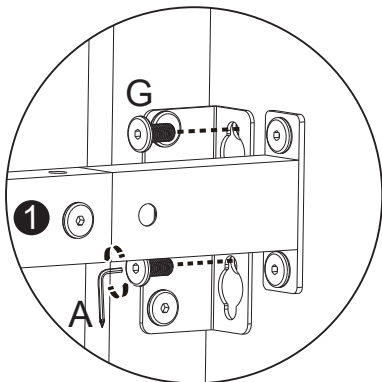
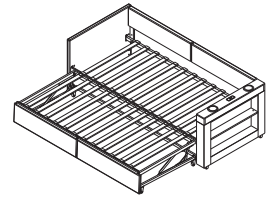
A x 1



G x 4



M8 x 20mm



9L

A x 1

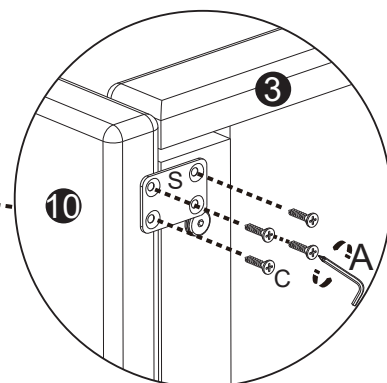
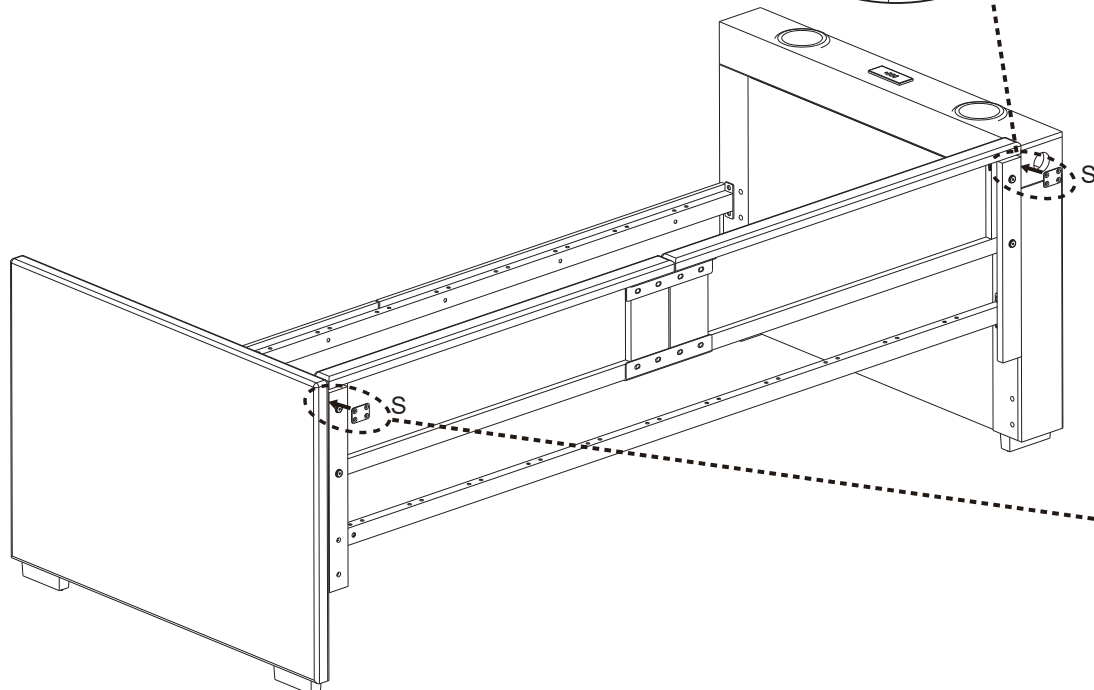
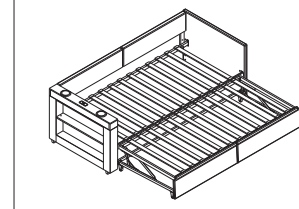
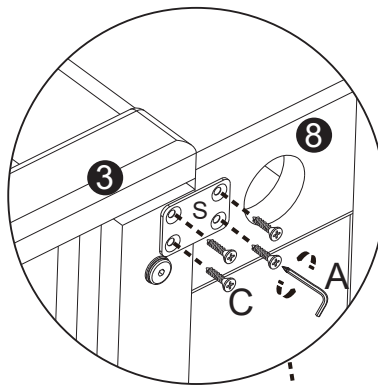


C x 8



M4 x 20mm

S x 2



9R

A x 1

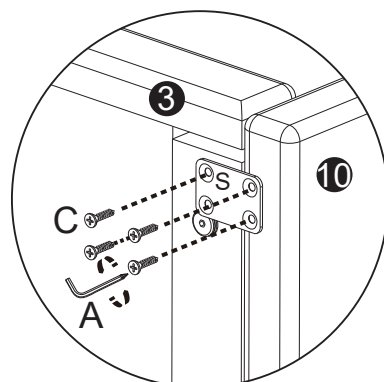
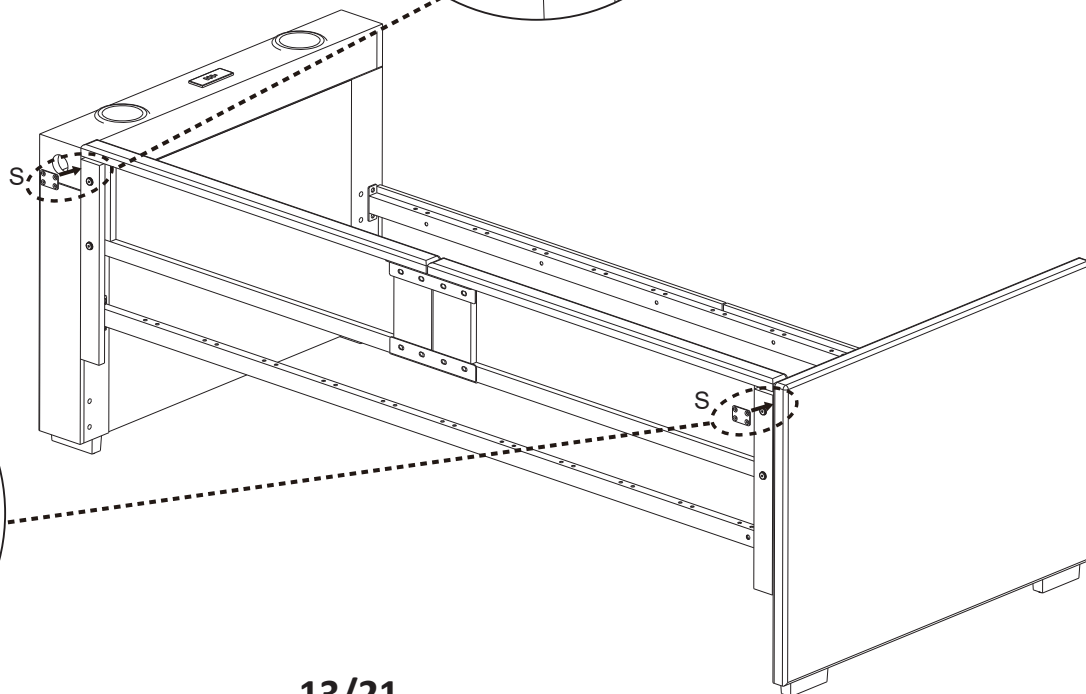
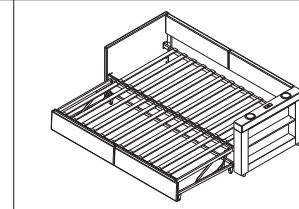
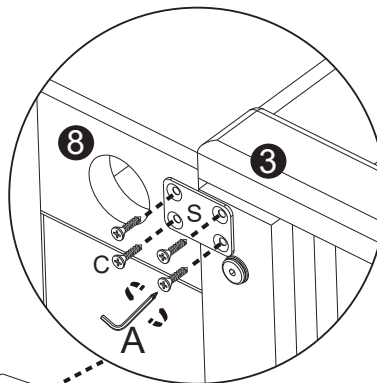


C x 8



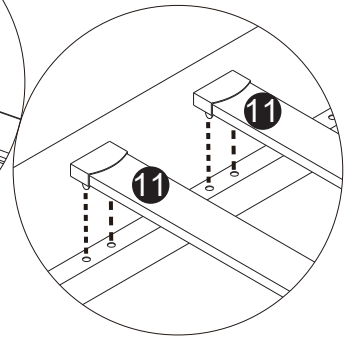
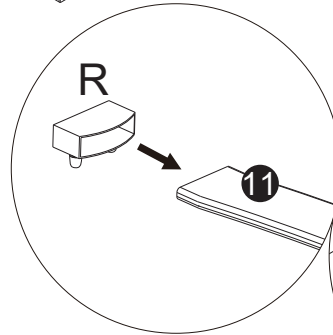
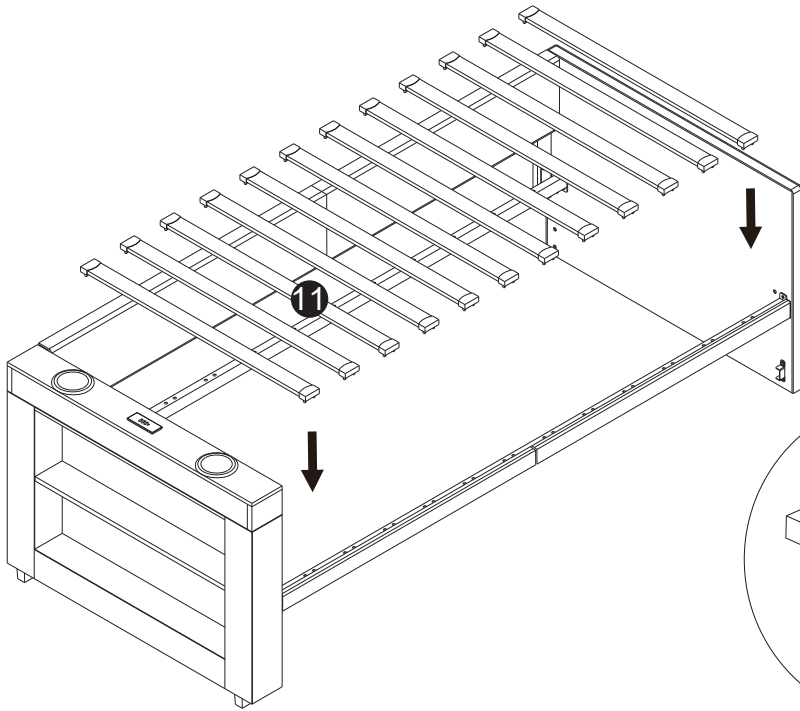
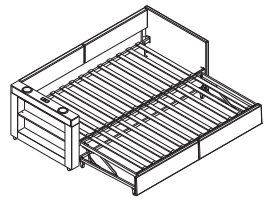
M4 x 20mm

S x 2



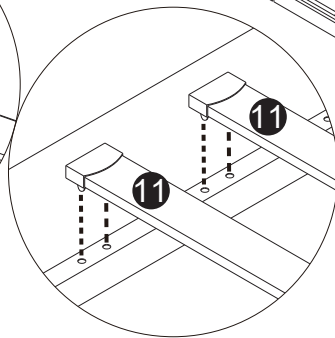
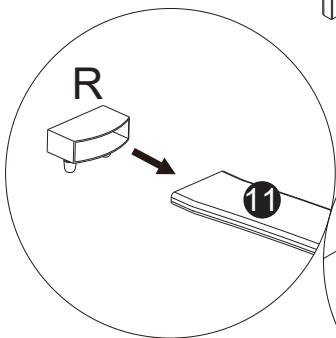
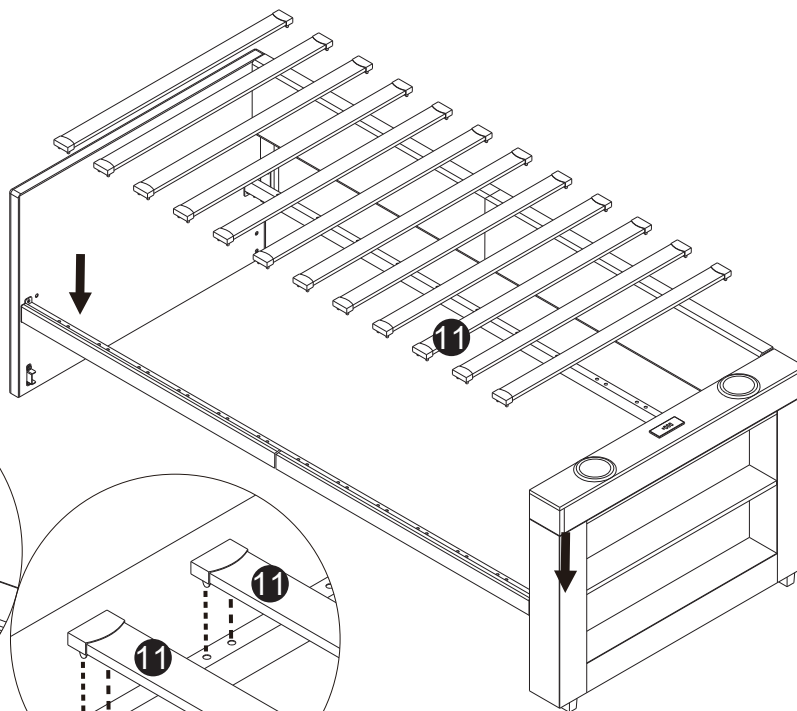
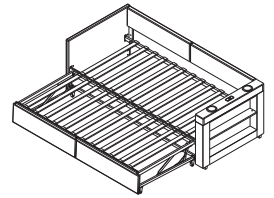
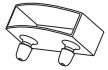
10L

R x 24



10R

R x 24



11

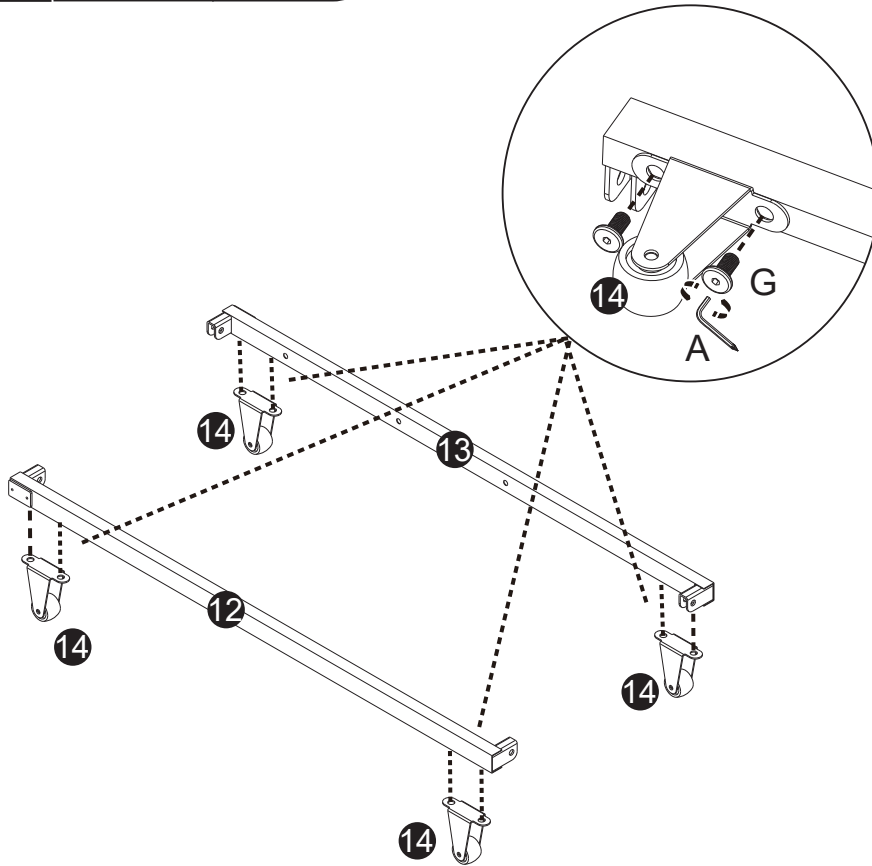
A x 1



G x 8



M8 x 20mm



12

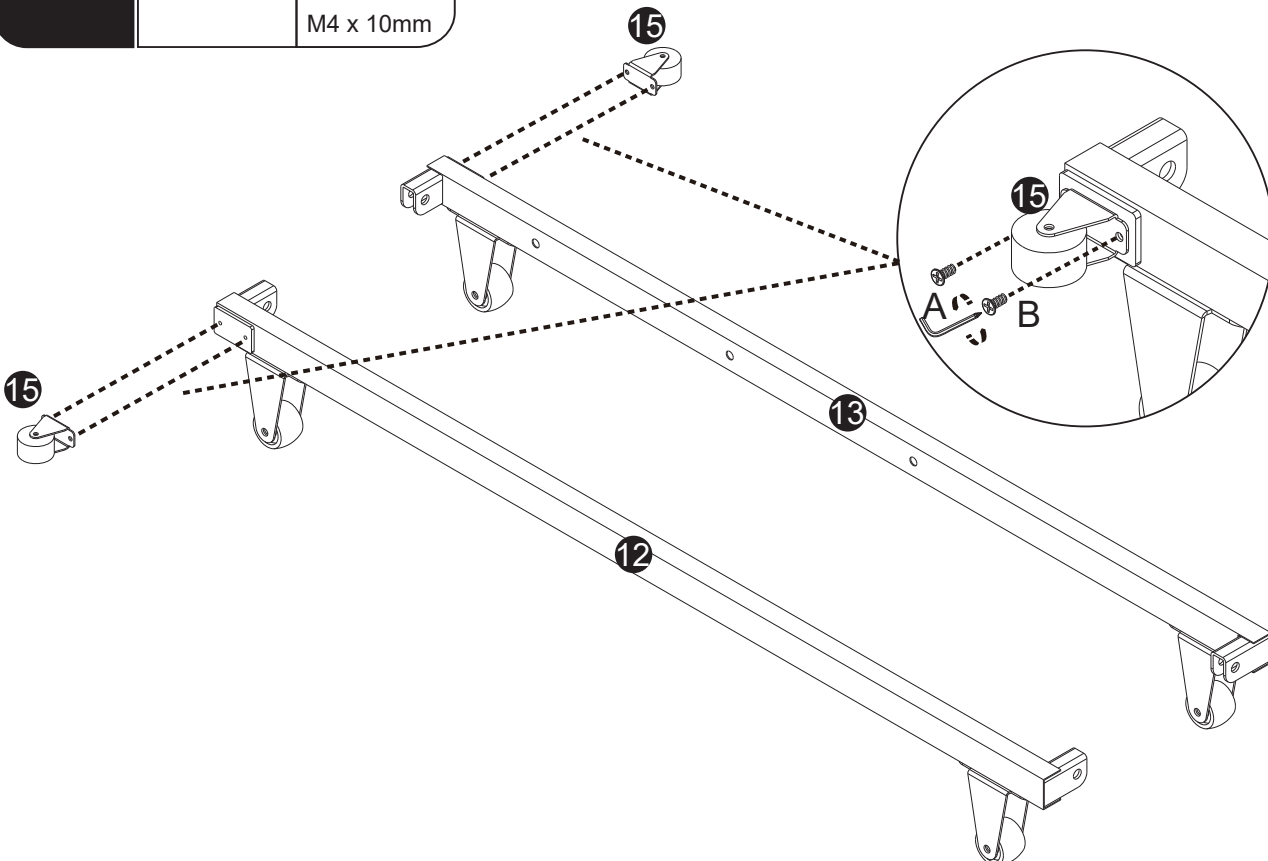
A x 1



B x 4



M4 x 10mm



13

A x 1



H x 4



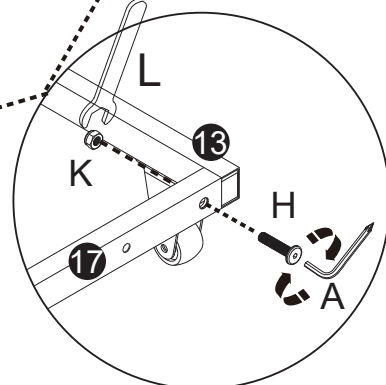

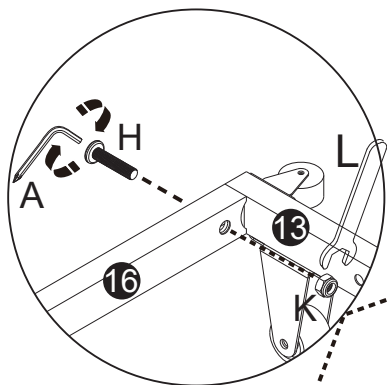
M8 x 35mm

K x 4



M8

L x 1



14

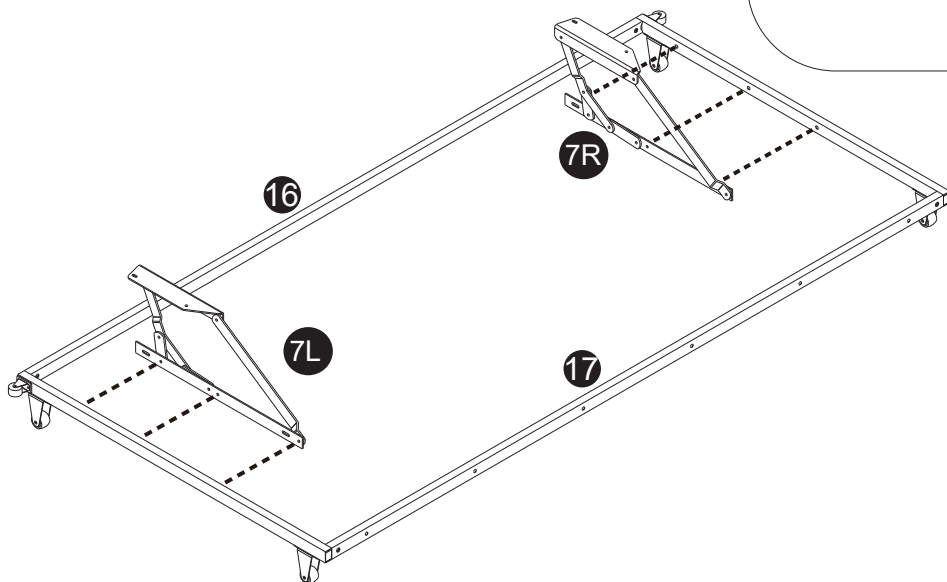
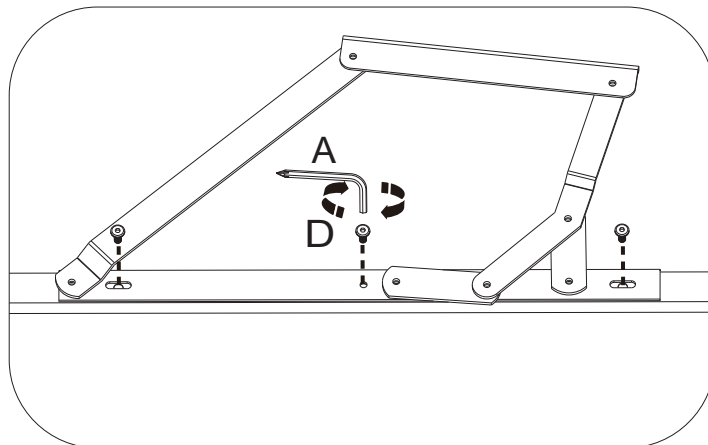
A x 1



D x 6



M6 x 16mm



15

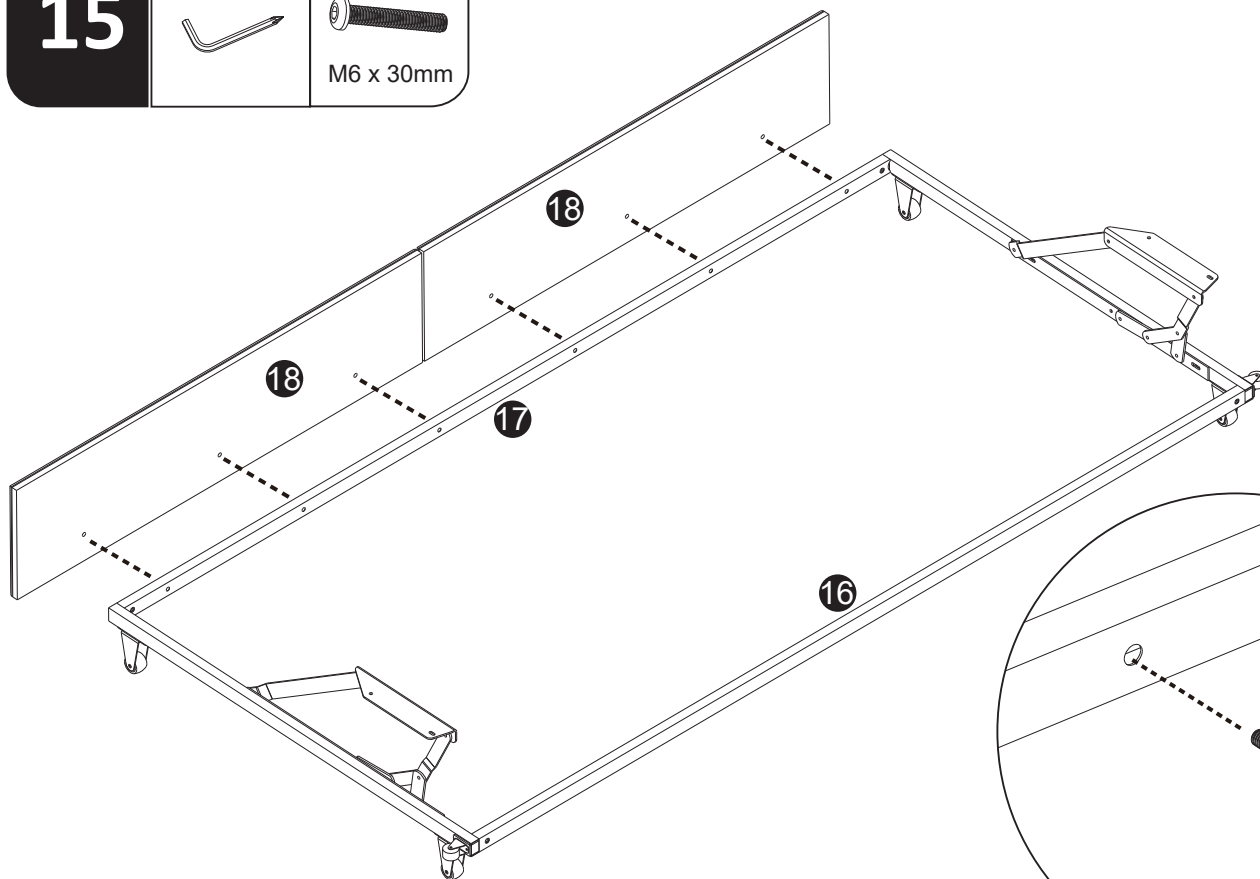
A x 1



E x 6



M6 x 30mm

**16**

A x 1



H x 4



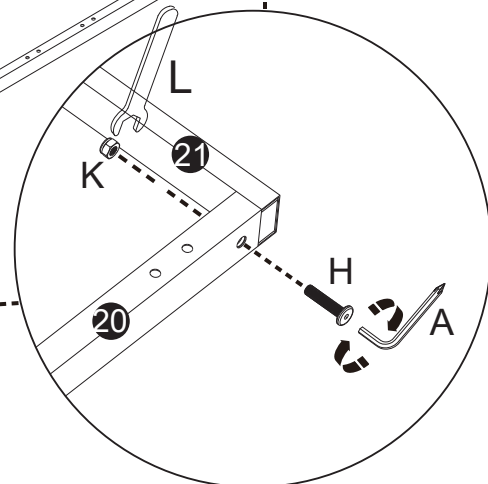
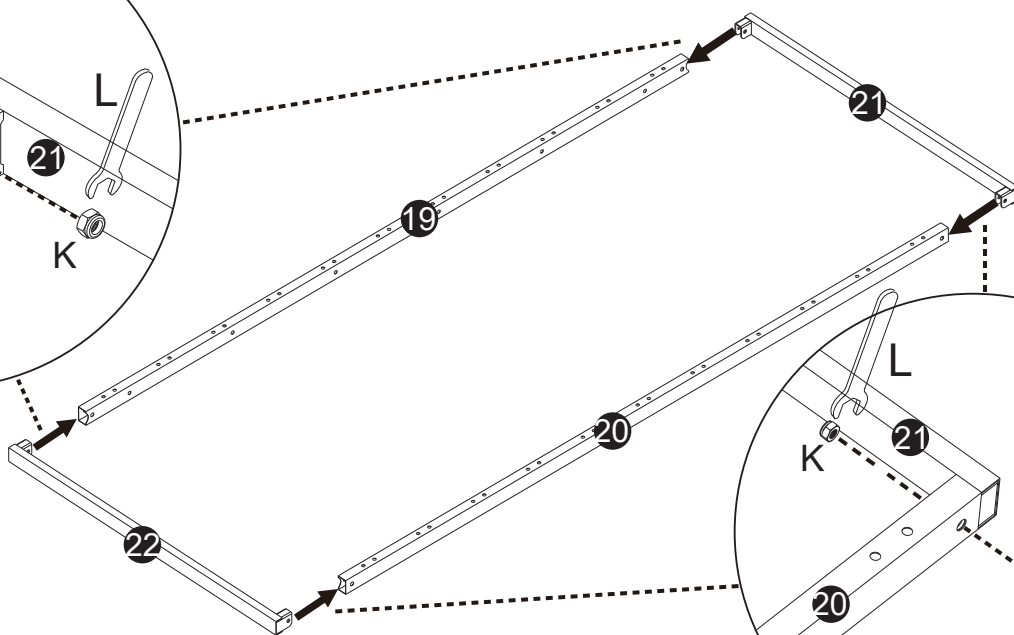
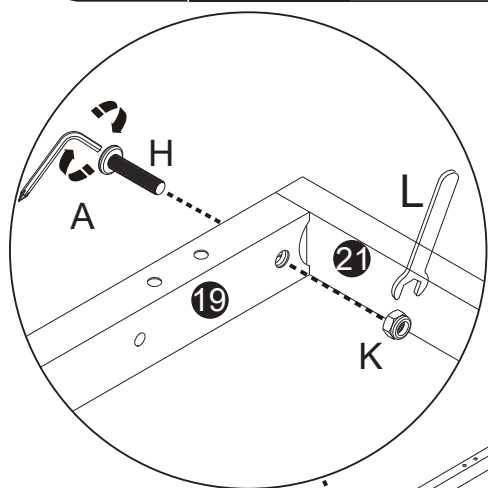
M8 x 35mm

K x 4



M8

L x 1



17

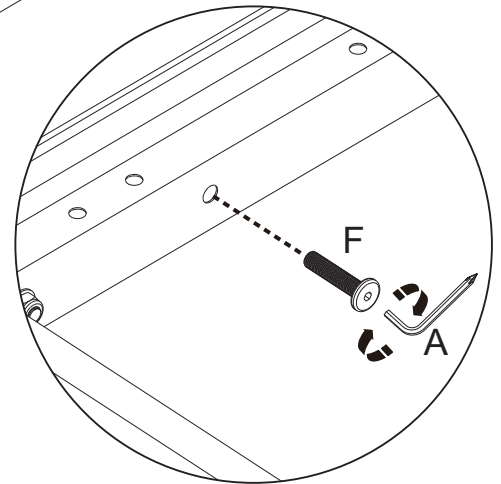
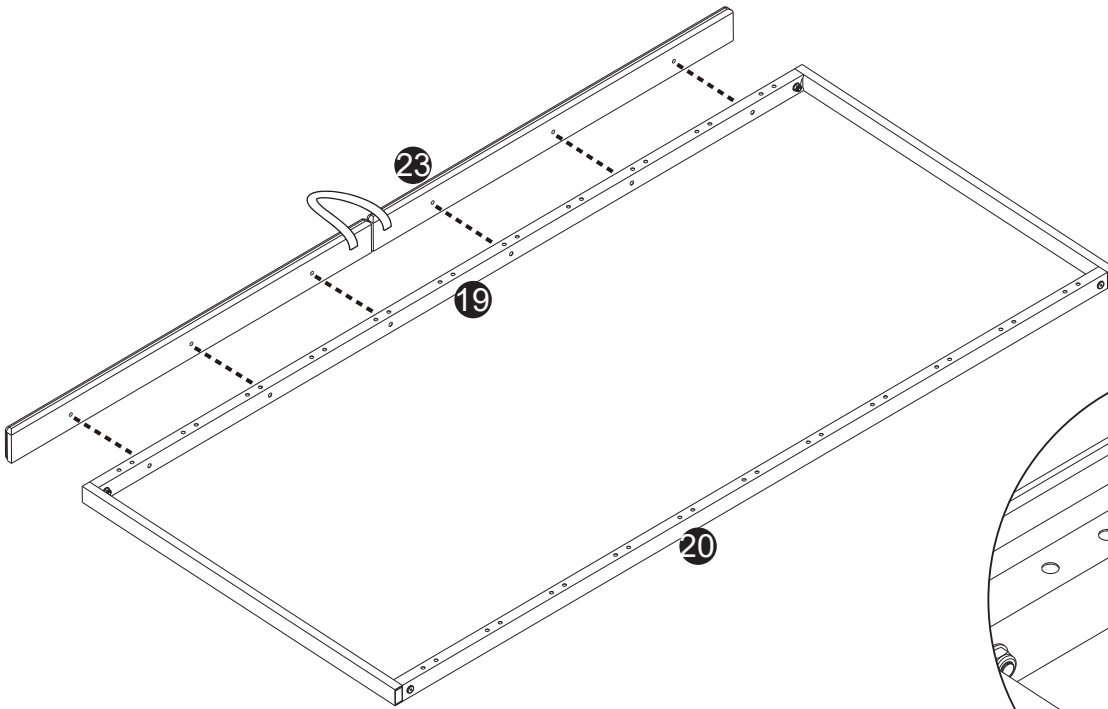
A x 1



F x 6



M6 x 35mm



18

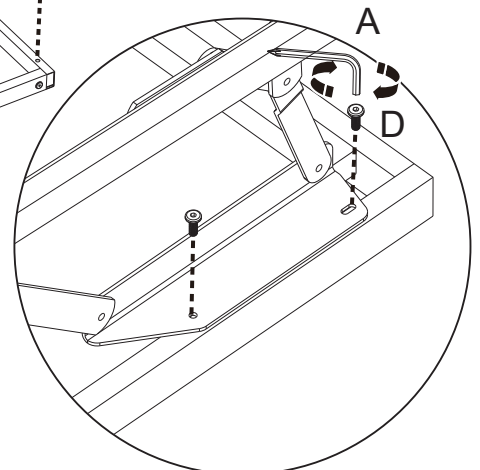
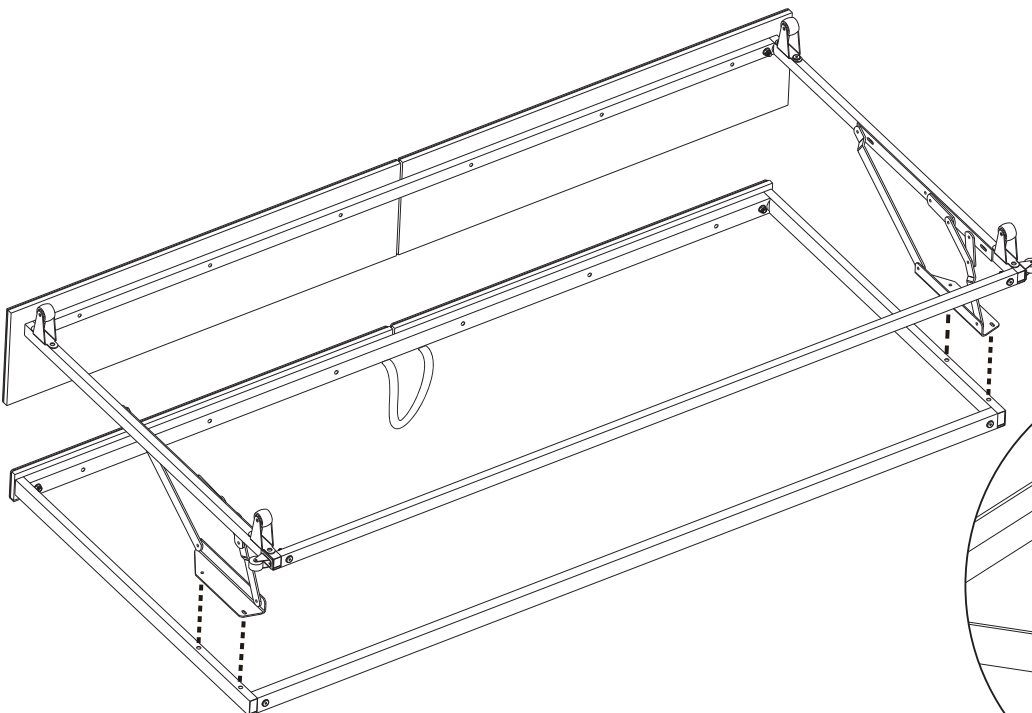
A x 1



D x 4

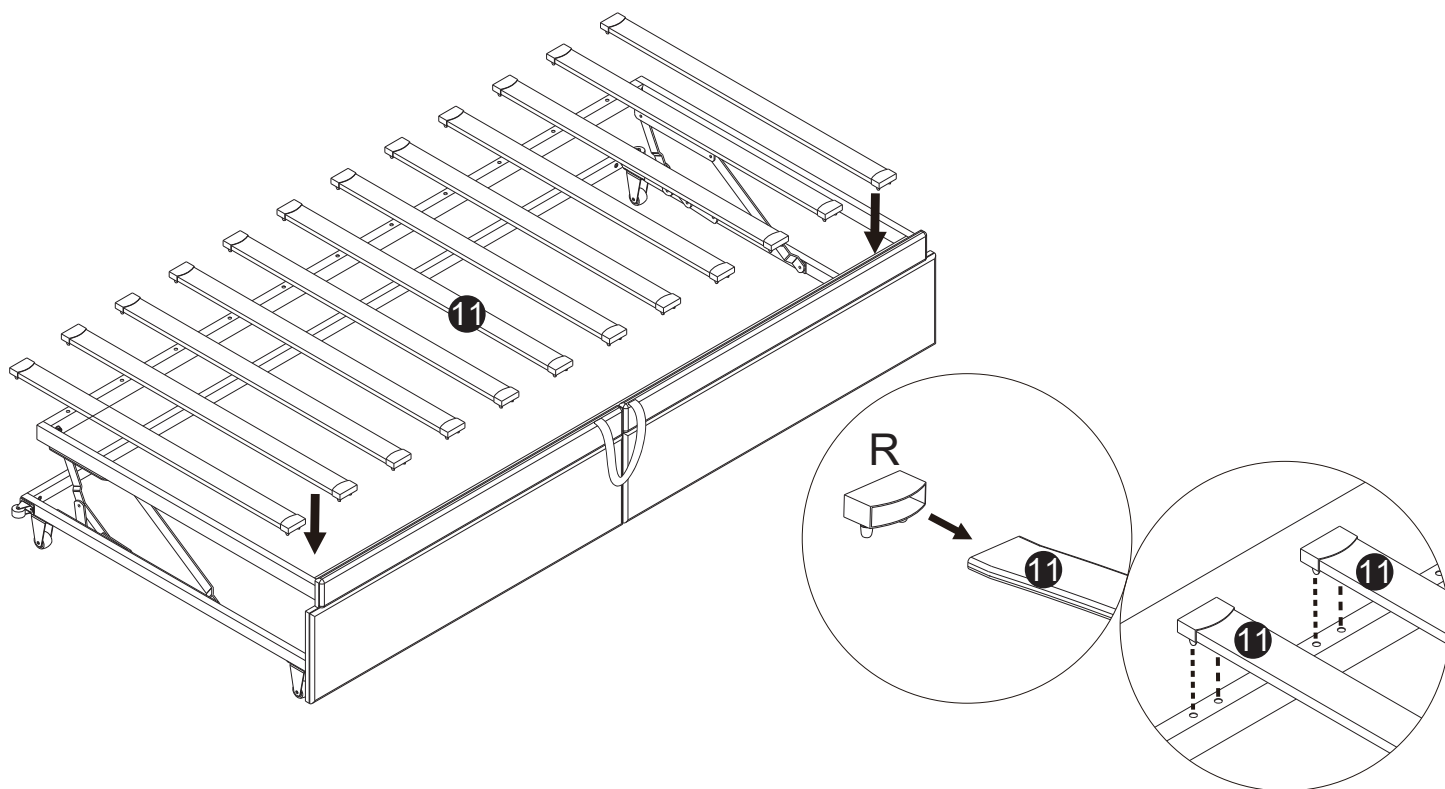


M6 x 16mm

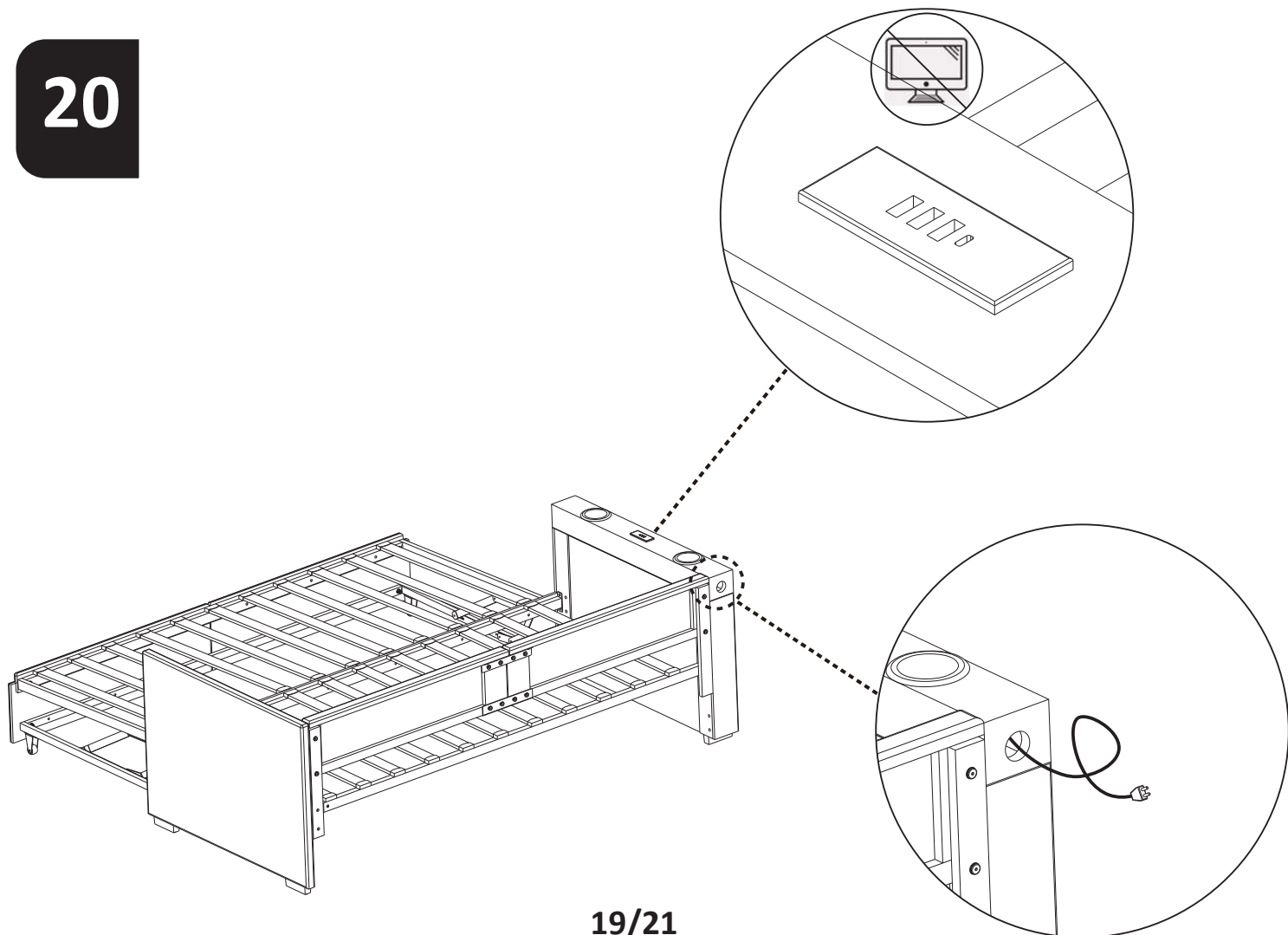


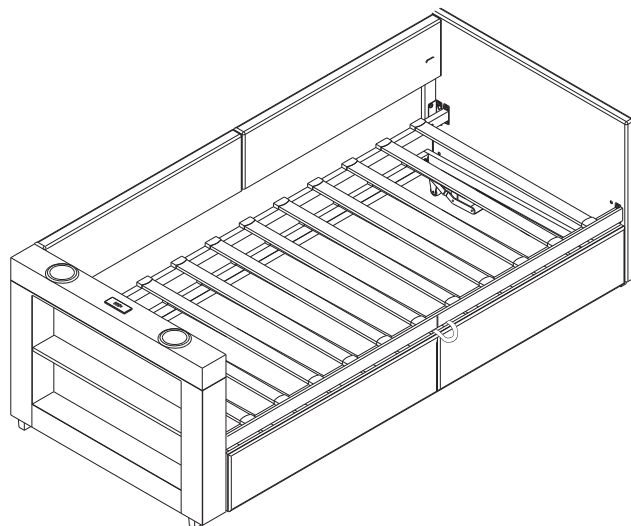
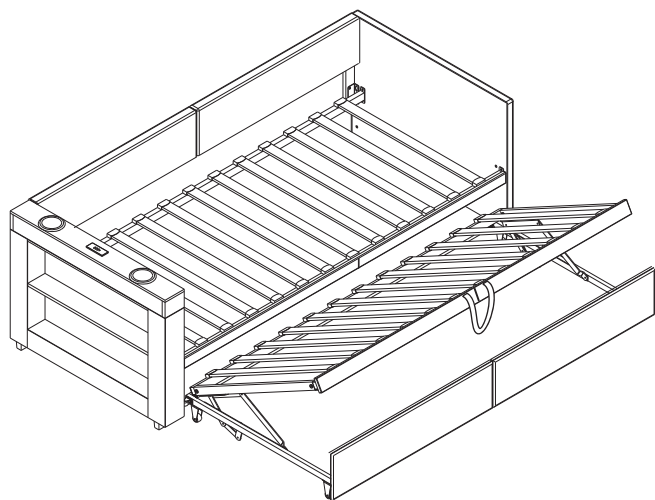
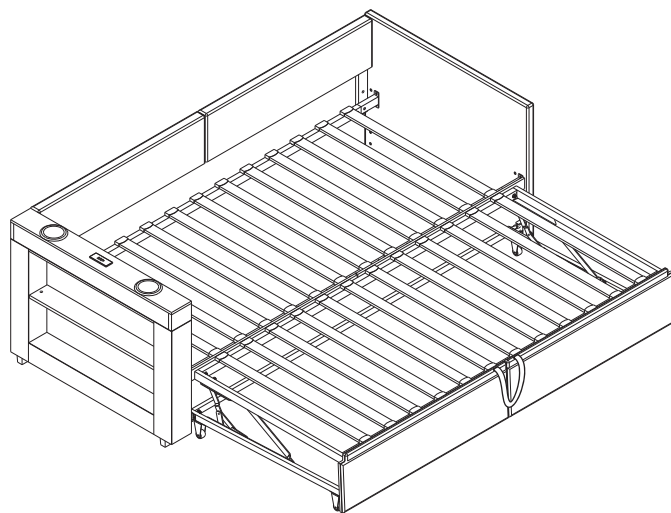
19

R x 24



20





Certificate No. FCS202503546CA01

Product British socket

Brand Name Using

Model(s) No. YS-8033

Series Model YS-8034, YS-8035, YS-8036, YS-8037, YS-8038, YS-8039, YS-135801, YS-135802, YS-135803, YS-135804, YS-135805

Holder Shenzhen Using Intelligent Technology CO.,LTD.

Address A1605, Excellence Meilin Center Square (South District), No. 126 Zhongkang Road, Meidu Community, Meilin Street, Futian District, Shenzhen

Manufacturer Shenzhen Using Intelligent Technology Co., Ltd. Dongguan Branch

Address 5th Floor, Building 2, No. 55 West Road, Shilong Section, Dongjiang Avenue, Shilong Town, Dongguan City, Guangdong Province

Report No. FCS202503546E02



TEST STANDARDS:
 EN 55032:2015/A1:2020
 EN 55035:2017/A11:2020
 EN 61000-4-2:2009 EN IEC 61000-4-3:2020
 EN 61000-4-4:2012 EN 61000-4-5:2014/A1:2017
 EN 61000-4-6:2013 EN 61000-4-8:2010
 EN 61000-4-11:2004/A1:2017

The applicant of the certificate is authorized to use this certificate in connection with EC declaration of conformity to the Directive. The certificate is only applicable to the equipments described above.
 The submitted sample of the above equipment has been tested and found to comply with the following European Directive

EMC Directive - 2014/30/EU



Approved by: *Jack Wang*
 March 28, 2025
 Jack Wang/Managerial



The statement is based on a single evaluation of the sample of above mentioned product(s). It does not imply an assessment of the whole production.

Dongguan Funas Testing Technology Co.,Ltd.
 Add: Room 105 Floor Bao hao Technology Building 1 NO.15 Gong ye West Road Hi-TechIndustrial, Song shan lake Dongguan, China
 Tel: 0769-27280901 Fax:0769-27280901 <http://www.fcs-lab.com>
 E-mail:andy.yue@fcs-lab.com

Certificate No. FCS202503546CA02

Product British socket

Brand Name Using

Model(s) No. YS-8033

Series Model YS-8034, YS-8035, YS-8036, YS-8037, YS-8038, YS-8039, YS-135801, YS-135802, YS-135803, YS-135804, YS-135805

Holder Shenzhen Using Intelligent Technology CO.,LTD.

Address A1605, Excellence Meilin Center Square (South District), No. 126 Zhongkang Road, Meidu Community, Meilin Street, Futian District, Shenzhen

Manufacturer Shenzhen Using Intelligent Technology Co., Ltd. Dongguan Branch

Address 5th Floor, Building 2, No. 55 West Road, Shilong Section, Dongjiang Avenue, Shilong Town, Dongguan City, Guangdong Province

Report No. FCS202503546A01



TEST STANDARDS:
 EN IEC 62368-1:2024 + A11:2024

The applicant of the certificate is authorized to use this certificate in connection with EC declaration of conformity to the Directive. The certificate is only applicable to the equipments described above.
 The submitted sample of the above equipment has been tested and found to comply with the following European Directive

LVD Directive - 2014/35/EU Directive



Approved by: *Jack Wang*
 March 28, 2025
 Jack Wang/Managerial



The statement is based on a single evaluation of the sample of above mentioned product(s). It does not imply an assessment of the whole production.

Dongguan Funas Testing Technology Co.,Ltd.
 Add: Room 105 Floor Bao hao Technology Building 1 NO.15 Gong ye West Road Hi-TechIndustrial, Song shan lake Dongguan, China
 Tel: 0769-27280901 Fax:0769-27280901 <http://www.fcs-lab.com>
 E-mail:andy.yue@fcs-lab.com

Supplier's Declaration of Conformity

Certificate No. FCS202503546FV01

Product British socket

Brand Name Using

Model(s) No. YS-8033

Series Model YS-8034, YS-8035, YS-8036, YS-8037, YS-8038, YS-8039, YS-135801, YS-135802, YS-135803, YS-135804, YS-135805

Holder Shenzhen Using Intelligent Technology CO.,LTD.

Address A1605, Excellence Meilin Center Square (South District), No. 126 Zhongkang Road, Meidu Community, Meilin Street, Futian District, Shenzhen

Manufacturer Shenzhen Using Intelligent Technology Co., Ltd. Dongguan Branch

Address 5th Floor, Building 2, No. 55 West Road, Shilong Section, Dongjiang Avenue, Shilong Town, Dongguan City, Guangdong Province



The products electromagnetic emission have been tested to conform to the applicable FCC Rules and Regulations:
FCC 47 CFR Part 15: Subpart B

The test result has been evaluated by Flux Compliance Service Laboratory and showed in the test report. (Report No. : FCS202503546E01)
 Operation is subject to the following two conditions:
 (1)This device may not cause harmful interference,
 (2)This device must accept any interference received, including interference that may cause undesired operation.
 It is understood that each unit marketed is identical to the device as tested, and any changes to the device that could adversely affect the emission characteristics will require retest.

Without the written approval of Flux Compliance Service Laboratory, this verification is not permitted to be reproduced, except in full. It is not permitted to use the test lab's logo.



Approved by: *Jack Wang*
 March 28, 2025
 Jack Wang/Managerial



The statement is based on a single evaluation of the sample of above mentioned product(s). It does not imply an assessment of the whole production.

Flux Compliance Service Laboratory

Add: Room 105, 1/F., Baohao Technology Building 1, No.15, Gongye West Road, Songshan Lake Hi-Tech Industrial Area, Dongguan, Guangdong, China
 Tel: 0769-27280901 Web:<http://www.fcs-lab.com> E-mail:andy.yue@fcs-lab.com