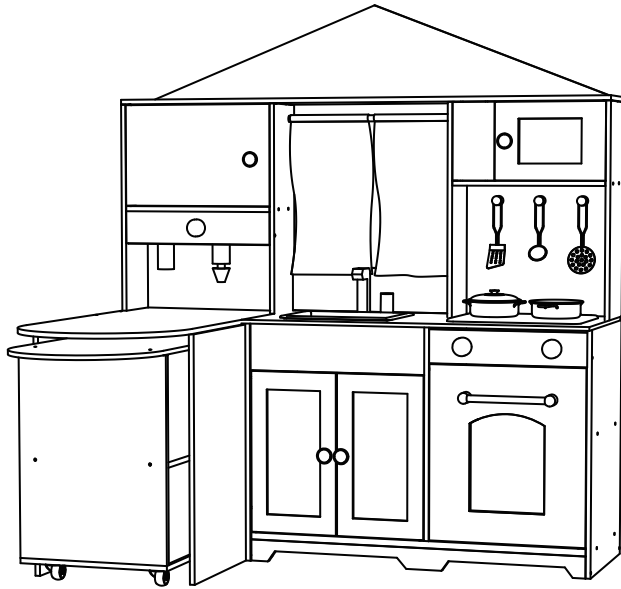


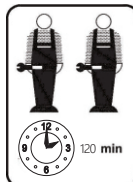
MONTAGEANLEITUNG//ASSEMBLY INSTRUCTION

Artikel nummer/Item Number: N622P370123L

Küchenspielset Aus Holz 90x60x105CM



Importeur	Decobus Handel GmbH
Adresse	Innungsstraße 9, 21244 Buchholz, Deutschland
URL	https://www.decobusgroup.de
Hersteller	NINGDE PAINTED TOYS CO.,LTD.
Adresse	Xixi Jiwu Industrial Concentration zone, Shouning County, Ningde City, Fujian Province, China
Email/URL	lillianye177@163.com
Partienummer	C429NPA20250814HE
Hergestellt in	CHINA
EC REP	Decobus Handel GmbH Innungsstraße 9, 21244 Buchholz, Deutschland https://www.decobusgroup.de



English

IMPORTANT ! KEEP FOR FUTURE REFERENCE : READ CAREFULLY

- To be assembled by an adult. Assembly must be checked by an adult before use.
- **WARNING !** Keep all screws, small parts and plastic bags out of the reach of children.
- Properly identify all parts before assembling.
- Anchor unit to stud or wall.
- Always use on a level, even surface.
- Avoid the risk of fire by not placing toy near sources of ignition or hot items.
- **DO NOT** place hot or cold items directly onto the surface.
- **DO NOT** place the item next to a radiator or direct sunlight.
- **DO NOT** allow children to climb on unit.
- **DO NOT** put the product in a humid environment.

Deutsch

WICHTIG ! ZUM SPÄTEREN NACHSCHLAGEN AUFBEWAHREN: SORGFÄLTIG LESEN

- Muss von einem Erwachsenen zusammengebaut werden. Der Zusammenbau muss vor der Benutzung von einem Erwachsenen überprüft werden.
- **WARNUNG!** Bewahren Sie alle Schrauben, Kleinteile und Plastikbeutel außerhalb der Reichweite von Kindern auf.
- Kennzeichnen Sie vor dem Zusammenbau alle Teile ordnungsgemäß.
- Verankern Sie das Gerät an einem Ständer oder einer Wand.
- Benutzen Sie das Gerät immer auf einer ebenen, geraden Fläche.
- Vermeiden Sie das Risiko eines Brandes, indem Sie die Spielzeug nicht in der Nähe von Zündquellen oder heißen Gegenständen aufstellen.
- Stellen Sie **KEINE** heißen oder kalten Gegenstände direkt auf die Oberfläche.
- Stellen Sie das Gerät **NICHT** in der Nähe eines Heizkörpers oder direkter Sonneneinstrahlung auf.
- Erlauben Sie Kindern **NICHT**, auf das Gerät zu klettern.
- Stellen Sie das Gerät **NICHT** in einer feuchten Umgebung auf.

Français

IMPORTANT ! CONSERVER POUR RÉFÉRENCE ULTÉRIEURE : LIRE ATTENTIVEMENT

- A assembler par un adulte. Le montage doit être vérifié par un adulte avant utilisation.
- **ATTENTION !** Conservez toutes les vis, les petites pièces et les sacs en plastique hors de portée des enfants.
- Identifiez correctement toutes les pièces avant de les assembler.
- Fixer l'appareil à un montant ou à un mur.
- Utilisez toujours l'appareil sur une surface plane et uniforme.
- Évitez les risques d'incendie en ne plaçant pas les jouet à proximité de sources d'inflammation ou d'objets chauds.
- **NE PAS** placer d'objets chauds ou froids directement sur la surface.
- **NE PAS** placer l'appareil à côté d'un radiateur ou de la lumière directe du soleil.
- **NE PAS** laisser les enfants grimper sur l'appareil.
- **NE PAS** placer le produit dans un environnement humide.

Italiano

IMPORTANTE! CONSERVARE PER RIFERIMENTO FUTURO: LEGGERE ATTENTAMENTE

- Deve essere assemblato da un adulto. L'assemblaggio deve essere controllato da un adulto prima dell'uso.
- AVVERTENZA ! Tenere tutte le viti, le piccole parti e i sacchetti di plastica fuori dalla portata dei bambini.
- Identificare correttamente tutte le parti prima dell'assemblaggio.
- Ancorare l'unità a un pilastro o a una parete.
- Utilizzare sempre su una superficie piana e uniforme.
- Evitare il rischio di incendio non collocando i giocattoli vicino a fonti di accensione o ad oggetti caldi.
- NON collocare oggetti caldi o freddi direttamente sulla superficie.
- NON collocare l'apparecchio vicino a un termosifone o alla luce diretta del sole.
- NON permettere ai bambini di arrampicarsi sull'unità.
- NON collocare il prodotto in un ambiente umido.

Español

¡ IMPORTANTE ! CONSERVELO PARA FUTURAS CONSULTAS: LEA ATENTAMENTE

- Debe montarlo un adulto. El montaje debe ser comprobado por un adulto antes del uso.
- ADVERTENCIA Mantenga todos los tornillos, piezas pequeñas y bolsas de plástico fuera del alcance de los niños.
- Identifique correctamente todas las piezas antes del montaje.
- Ancle la unidad a un montante o pared.
- Utilícelo siempre sobre una superficie plana y nivelada.
- Evite el riesgo de incendio no colocando los juguetes cerca de fuentes de ignición o artículos calientes.
- NO coloque objetos calientes o fríos directamente sobre la superficie.
- NO coloque el mueble cerca de un radiador o de la luz solar directa.
- NO permita que los niños se suban a la unidad.
- NO coloque el producto en un ambiente húmedo.



[DE]

Warnung: Dieses Produkt ist nicht für Kinder unter 36 Monaten geeignet.

Warnung: Aufgrund der Kleinteile sollten Kinder das Produkt nur unter Aufsicht von Erwachsenen verwenden, um die Gefahr des Verschluckens zu vermeiden.

Warnung: Um die Sicherheit zu gewährleisten, befolgen Sie bitte die Anweisungen zur korrekten Installation und holen Sie sich bei Bedarf professionelle Hilfe.

Warnung: Stellen Sie Spielzeug nicht in der Nähe von Feuerquellen oder Gegenständen mit hoher Temperatur auf, um Brandgefahr zu vermeiden.

[EN]

Warning: Not suitable for children under 36 months.

Warning: Due to the small parts of the product, children should only use it under adult supervision to avoid a swallowing hazard.

Warning: To ensure safety, please follow the instructions for correct installation and seek professional assistance if necessary.

Warning: Do not place toy close to fire sources or high-temperature objects to avoid the risk of fire.

[FR]

Avertissement : Ce produit ne convient pas aux enfants de moins de 36 mois.

Avertissement : En raison des petites pièces du produit, les enfants ne doivent l'utiliser que sous la surveillance d'un adulte afin d'éviter tout risque d'ingestion.

Avertissement : Pour garantir la sécurité, veuillez suivre les instructions pour une installation correcte et demander l'aide d'un professionnel si nécessaire.

Avertissement : Ne placez pas les jouets à proximité de sources d'incendie ou d'objets à haute température pour éviter tout risque d'incendie.

[IT]

Attenzione: Questo prodotto non è adatto ai bambini di età inferiore ai 36 mesi.

Attenzione: A causa delle piccole parti del prodotto, i bambini devono utilizzarlo solo sotto la supervisione di un adulto per evitare il rischio di soffocamento.

Attenzione: Per garantire la sicurezza, seguire le istruzioni per una corretta installazione e, se necessario, richiedere assistenza professionale.

Attenzione: Non posizionare i giocattoli vicino a fonti di fuoco o oggetti ad alta temperatura per evitare il rischio di incendio.

[ES]

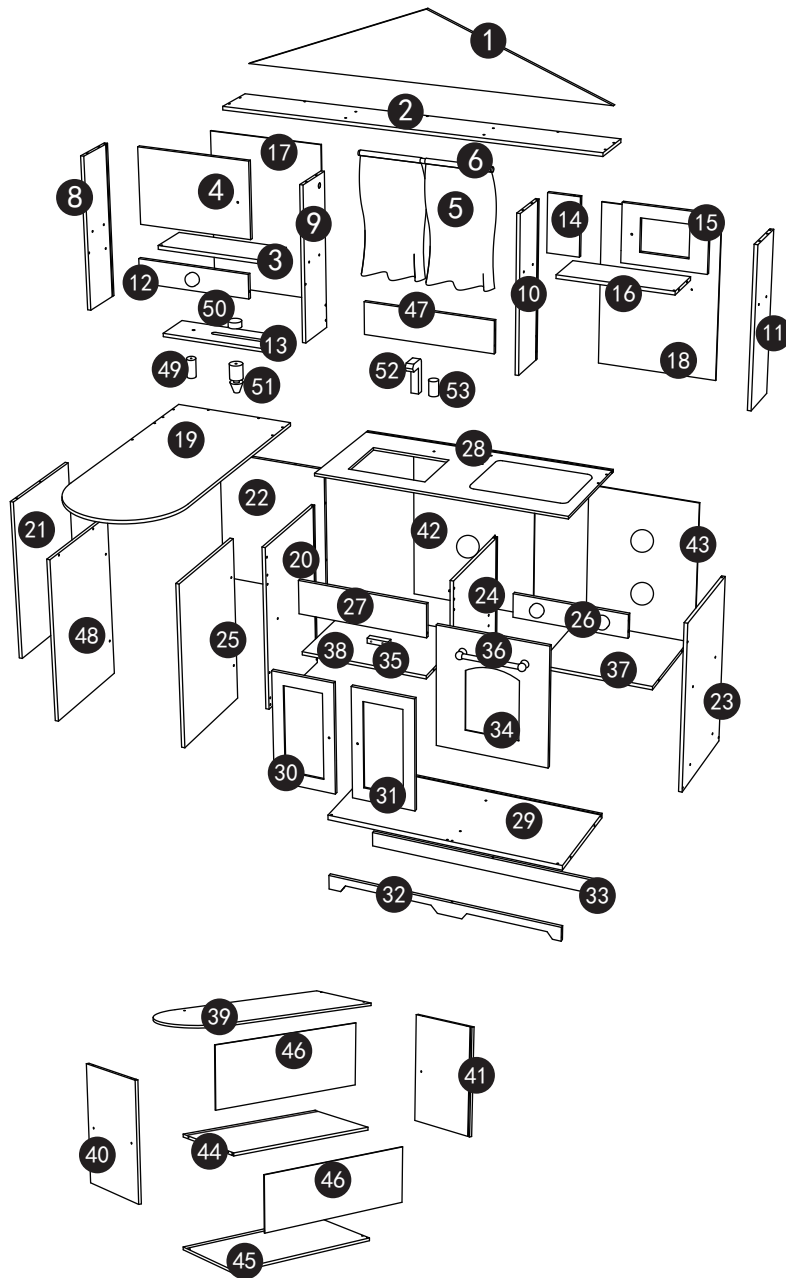
Advertencia: Este producto no es adecuado para niños menores de 36 meses.

Advertencia: Debido a las pequeñas piezas del producto, los niños sólo deben utilizarlo bajo la supervisión de un adulto para evitar el riesgo de asfixia.

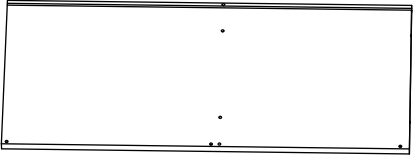
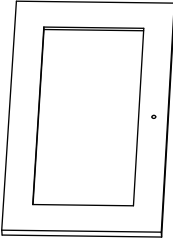
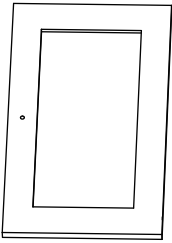
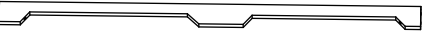

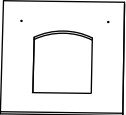



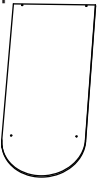
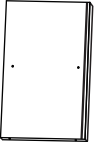
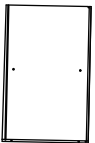
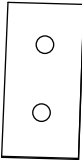
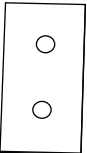










Advertencia: Para garantizar la seguridad, siga las instrucciones para una instalación correcta y busque asistencia profesional si es necesario.

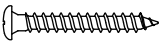

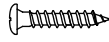







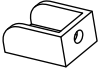














Advertencia: No coloque juguete cerca de fuentes de fuego u objetos de alta temperatura para evitar el riesgo de incendio.

Stückliste

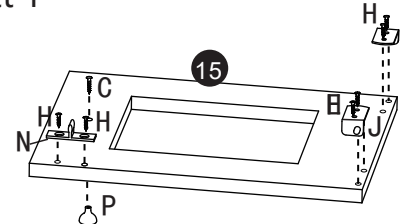





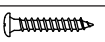

1 x1 	2 x1 		
3 x1 	4 x1 	6 x1 	7 x3
5 x1 	8 x1 	9 x1 	10 x1
12 x1 	13 x1 	14 x1 	15 x1
11 x1 	16 x1 	17 x1 	18 x1
19 x1 	20 x1 	21 x1 	22 x1
23 x1 	24 x1 	25 x1 	26 x1
27 x1 	28 x1 	35 x1 	

29 x1 	30 x1 	31 x1 	
32 x1 	33 x1 		
34 x1 	36 x1 	37 x1 	38 x1 
39 x1 	40 x1 	41 x1 	42 x1 
43 x1 	44 x1 	45 x1 	46 x2 
47 x1 	48 x1 	49 x1 	50 x1 
51 x1 	52 x1 	53 x1 	

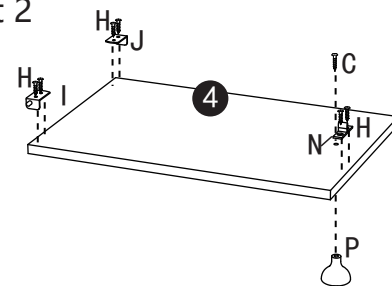
 M4x35 Ax77	 M4x30 Bx2	 M4x20 Cx21	 M4x14 Dx2	 M4x8 Ex16
 M4x40 Fx2	 M4x10 Gx12	 M3x8 Hx40	 Ix5	 Jx5
 Kx12	 M5x30 Lx18	 Mx5	 Nx5	 M3x14 Ox3
 Px4	 Qx1	 Rx2	 Sx4	 Tx1
 Ux1	 Vx1	 Wx1	 Xx1	 Yx1






Schritt 1



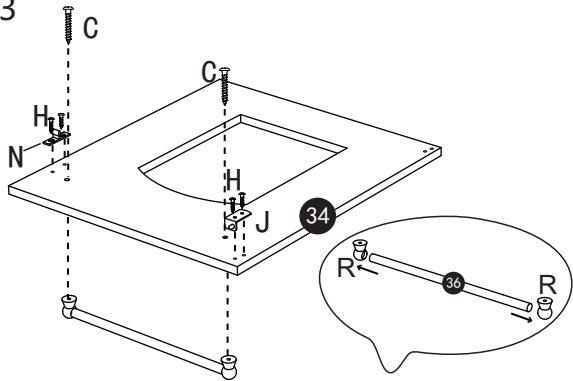
N		1
I		1
J		1
C	 M4x20	1
H	 M3x8	6

Schritt 2



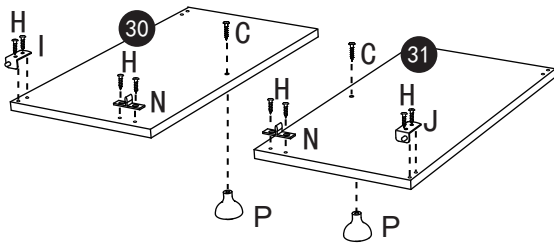
N		1
I		1
J		1
C	 M4x20	1
H	 M3x8	6

Schritt 3



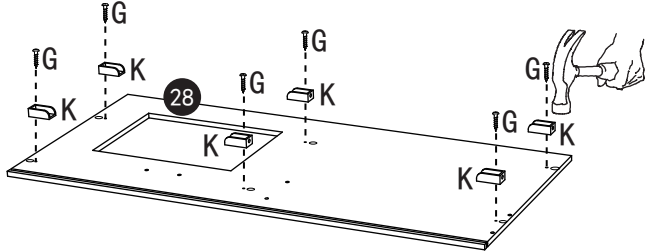
N		1
J		1
C	M4x20	2
H	M3x8	4

Schritt 4



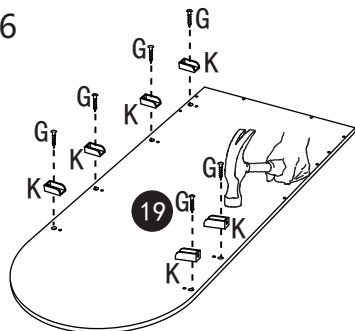
N		1
I		1
J		1
C	M4x20	2
H	M3x8	8

Schritt 5



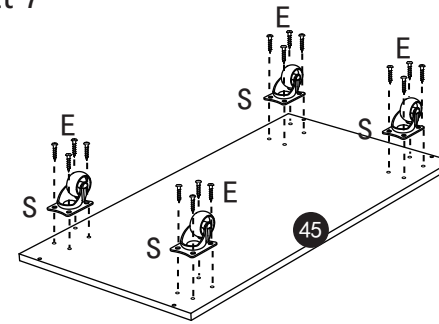
K		6
G	M4x10	6

Schritt 6



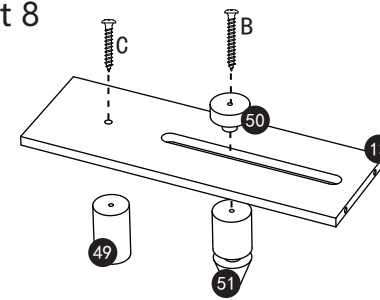
K		6
G	M4x10	6

Schritt 7



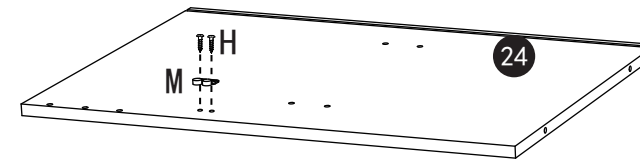
E	M4x8	16

Schritt 8

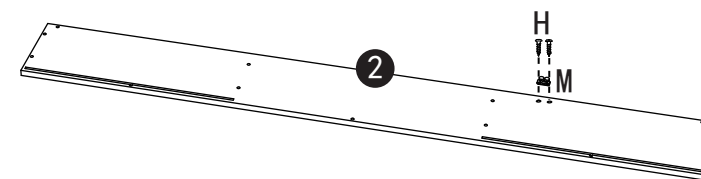


C	M4x20	1
B	M4x30	1

Schritt 9

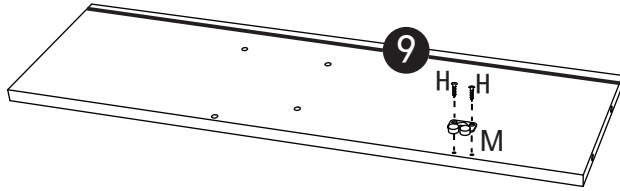




H	M3x8	2
M		1



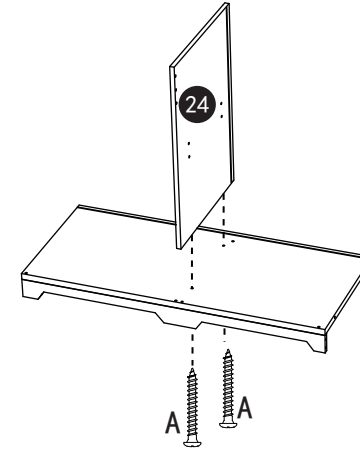
H	M3x8	2
M		1

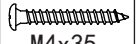
Schritt 11



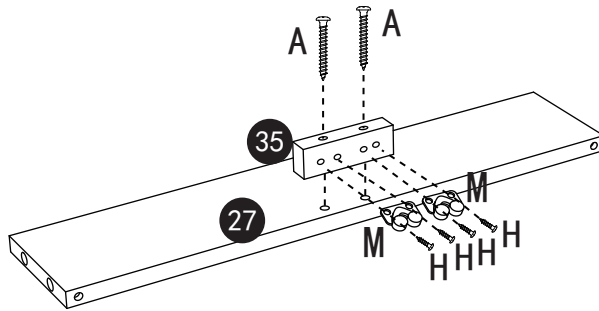
H	 M3x8	2
M		1




Schritt 14



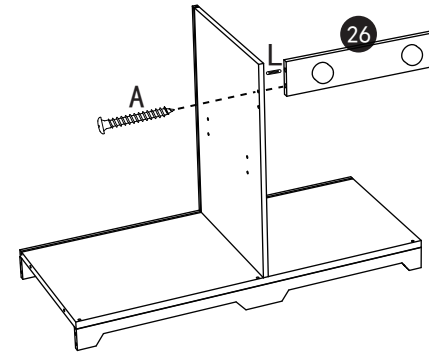
A	 M4x35	2



Schritt 12



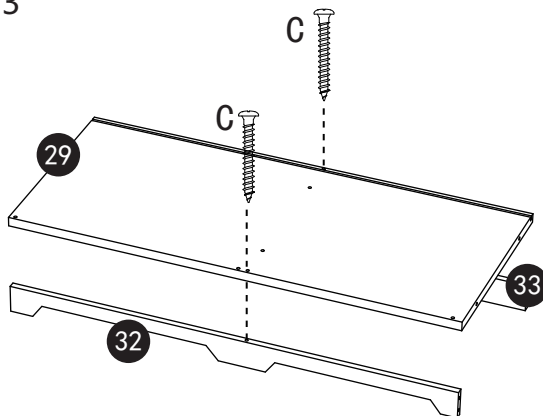
H	 M3x8	4
M		2
A	 M4x35	2


Schritt 15



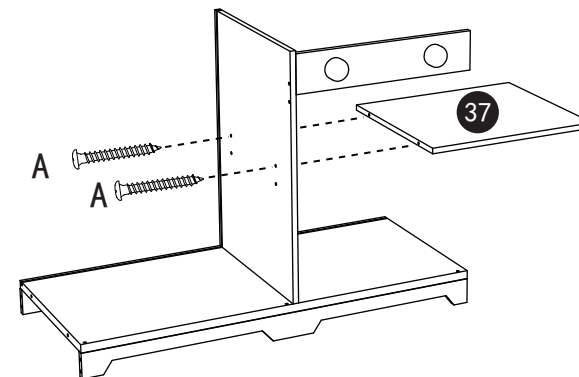
A	 M4x35	1
L	 M5x30	1

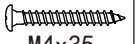
Schritt 13



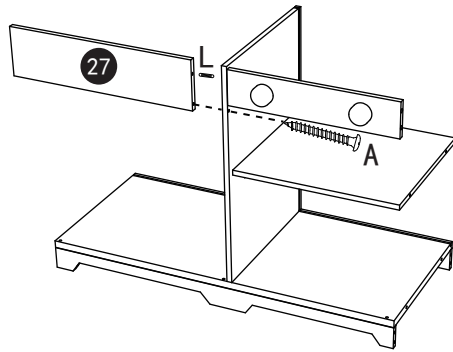
C	 M4x20	2

Schritt 16



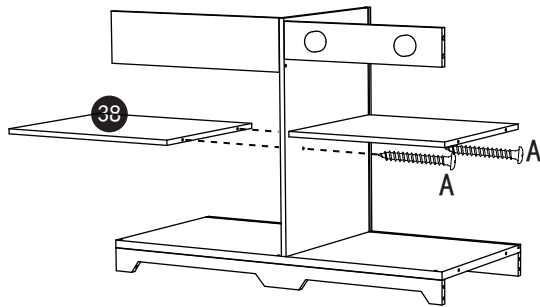
A	 M4x35	2

Schritt 17



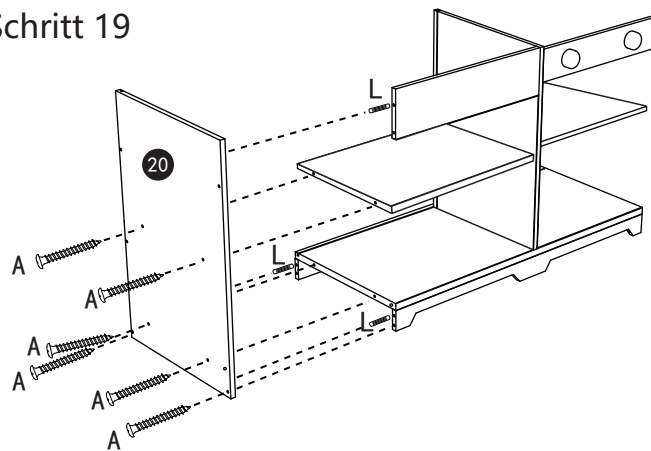
A		1
L		1

Schritt 18



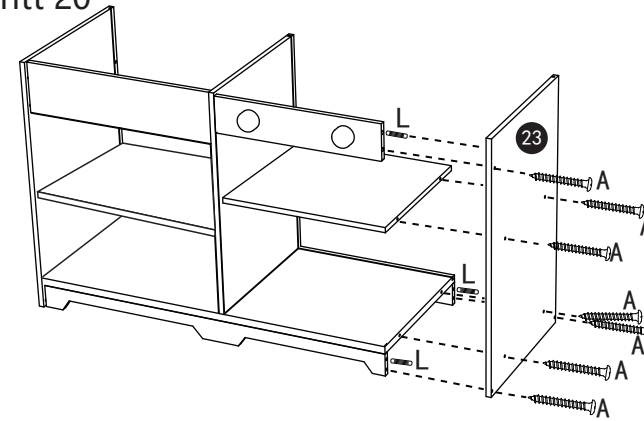
A		2

Schritt 19



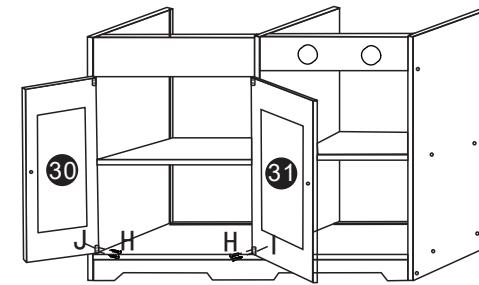
A		6
L		3

Schritt 20



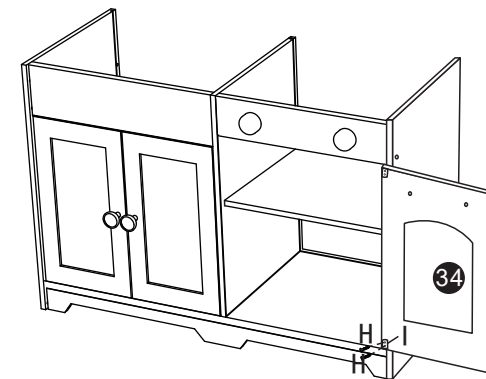
A		7
L		3

Schritt 21



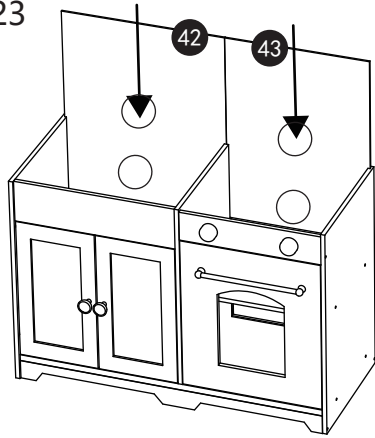
I		1
J		1
H		4

Schritt 22

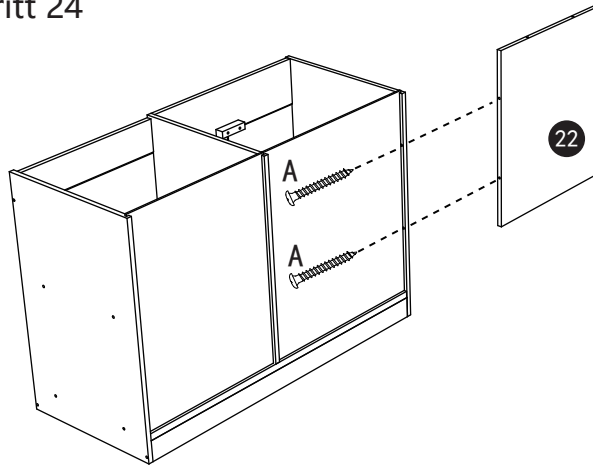



I		1
H		2

Schritt 23

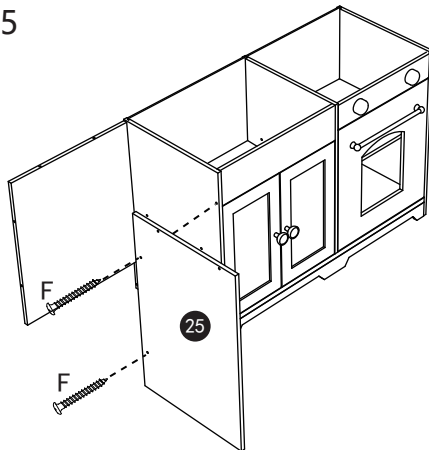



Schritt 24



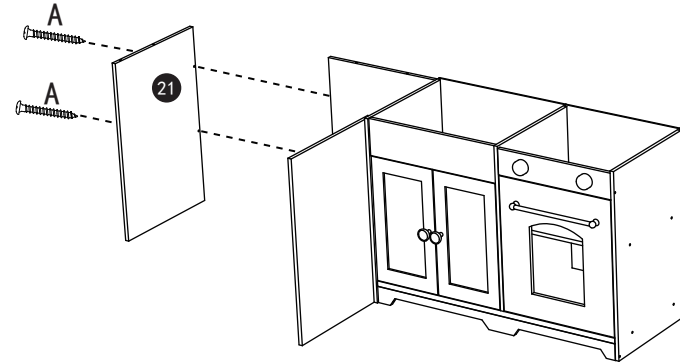
A	 M4x35	2


Schritt 25



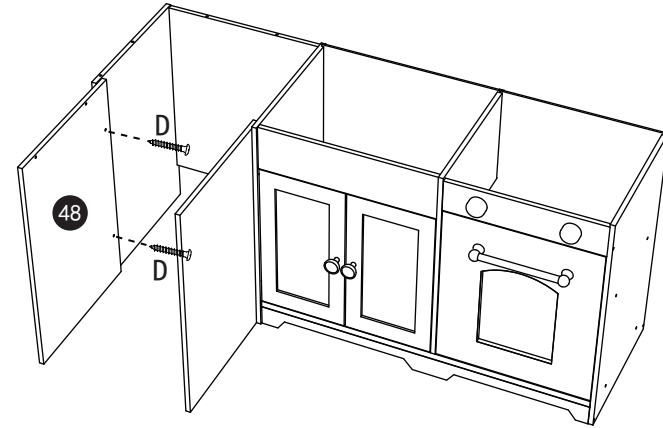
F	 M4x40	2


Schritt 26



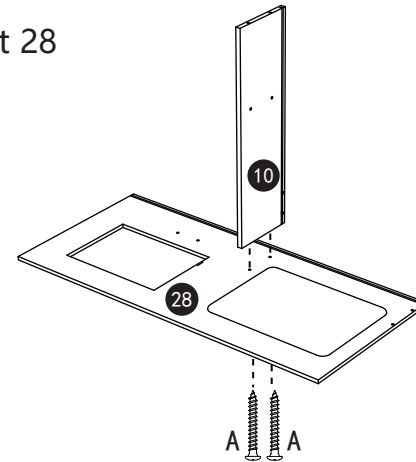
A	 M4x35	2


Schritt 27



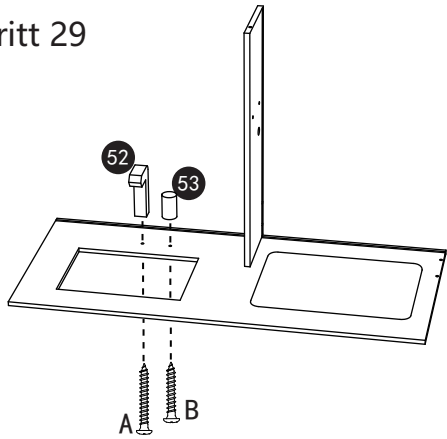
D	 M4x14	2


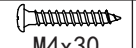
Schritt 28



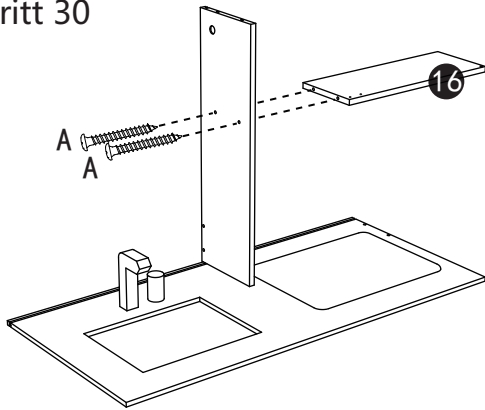
A	 M4x35	2


Schritt 29



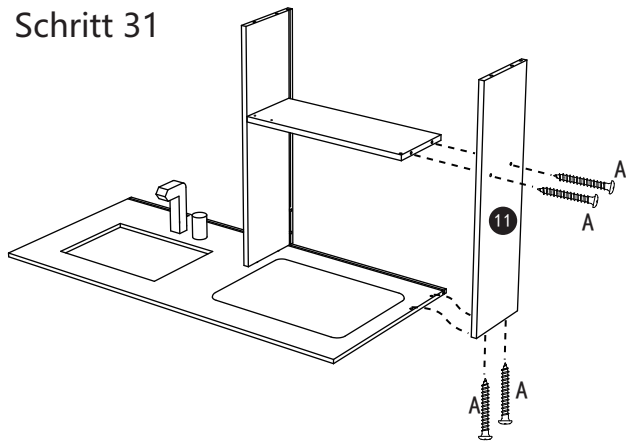
A	 M4x35	1
B	 M4x30	1


Schritt 30



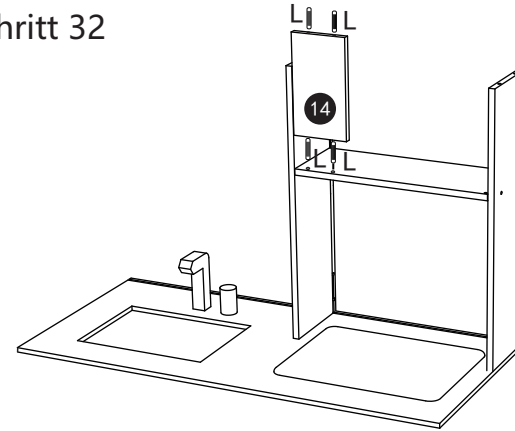
A	 M4x35	2

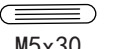
Schritt 31



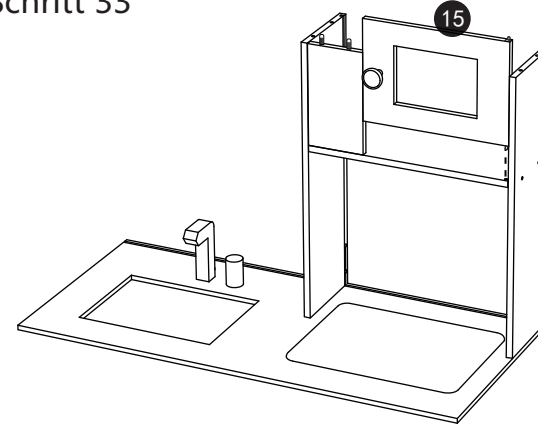
A	 M4x35	4

Schritt 32

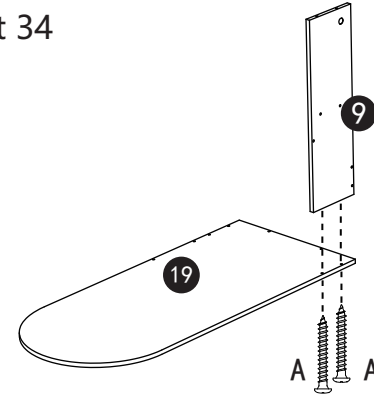



L	 M5x30	4

Schritt 33

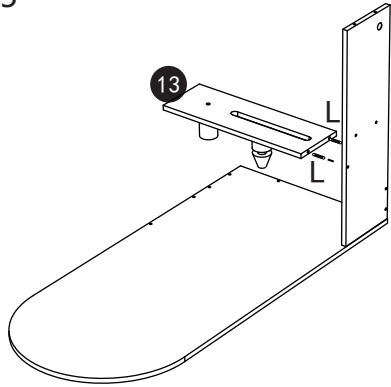



Schritt 34



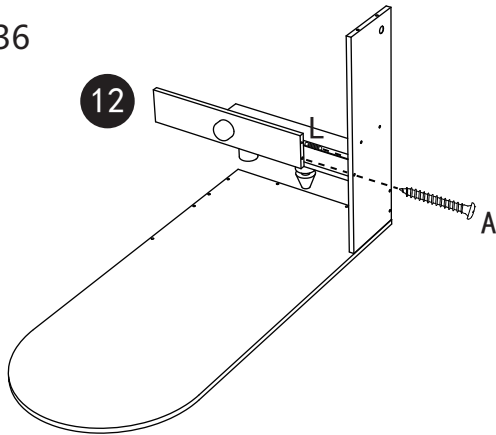
A	 M4x35	2



Schritt 35



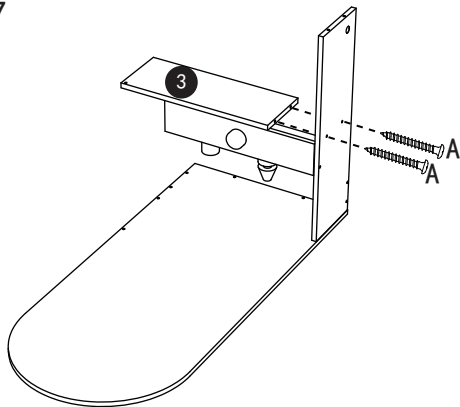
L	 M5x30	2


Schritt 36



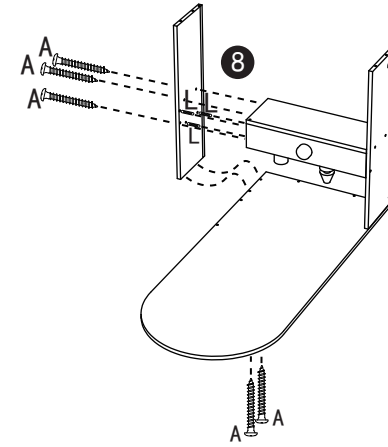
A	 M4x35	1
L	 M5x30	1



Schritt 37



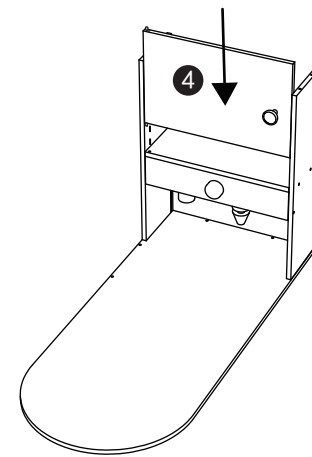
A	 M4x35	2

Schritt 38

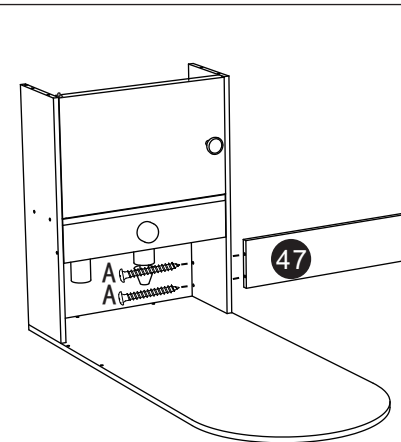


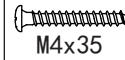
A	 M4x35	5
L	 M5x30	3

Schritt 39

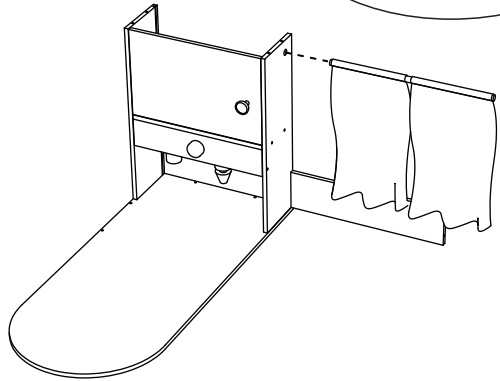
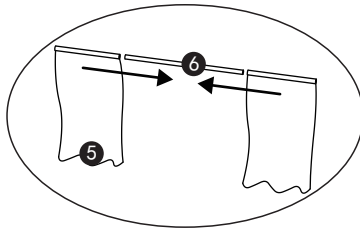


Schritt 40

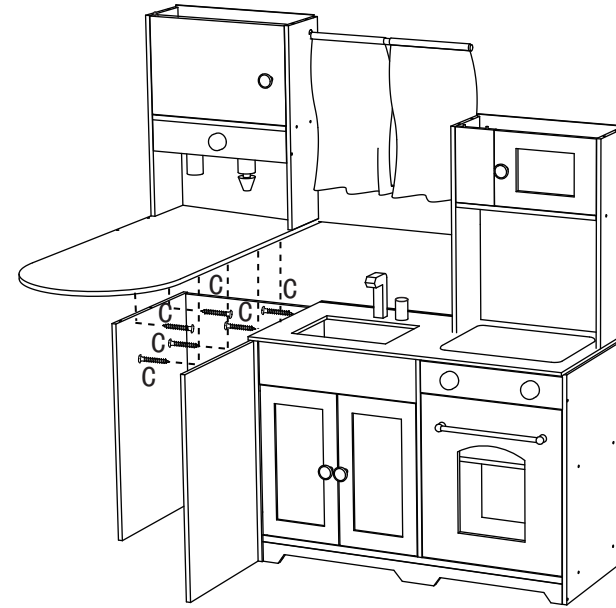



A	 M4x35	2

Schritt 41

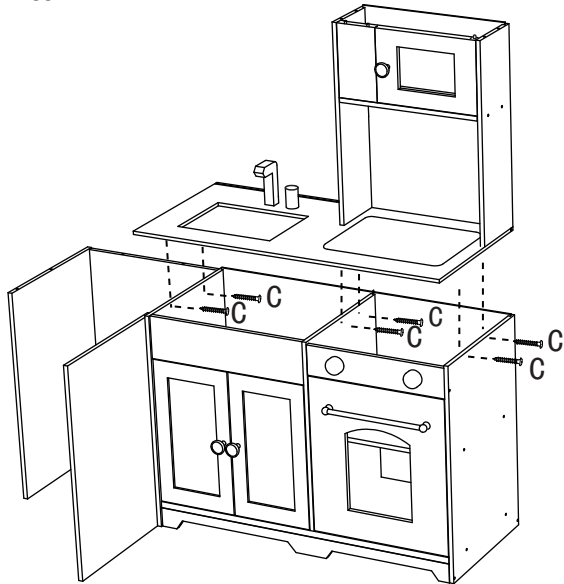



Schritt 43



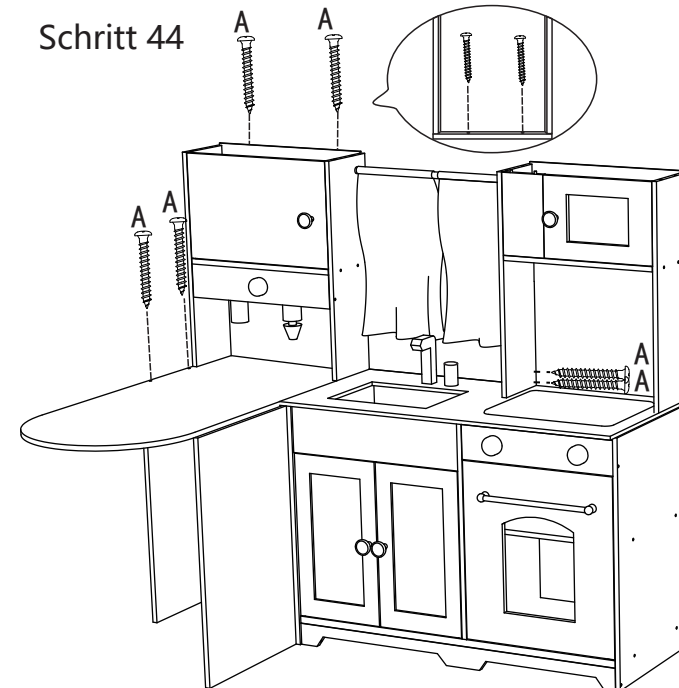
C	 M4x20	6


Schritt 42



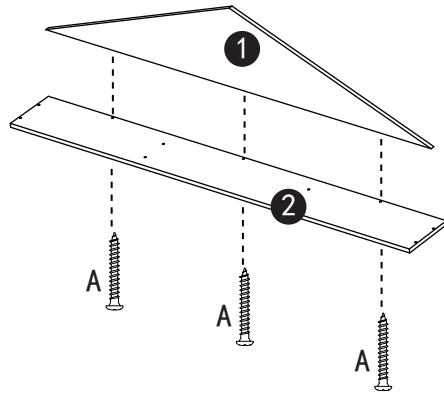
C	 M4x20	6

Schritt 44



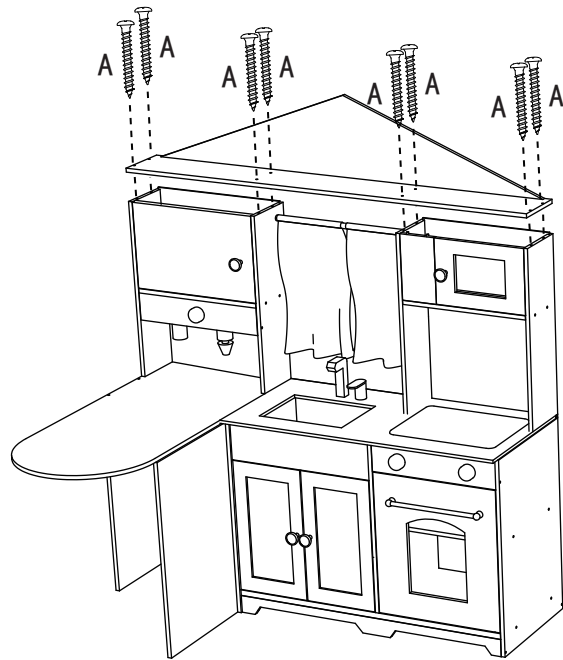
A	 M4x35	6


Schritt 45



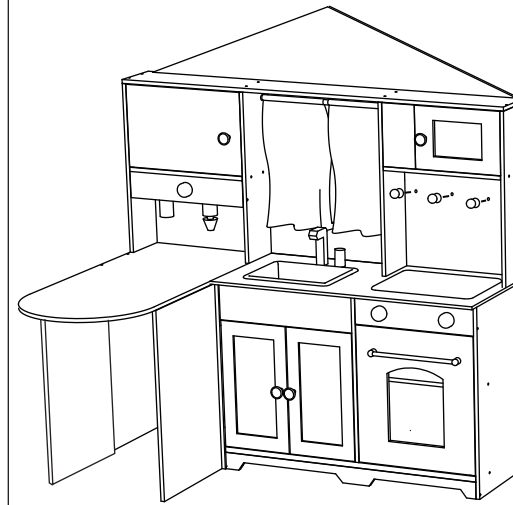
A  M4x35 3

Schritt 46



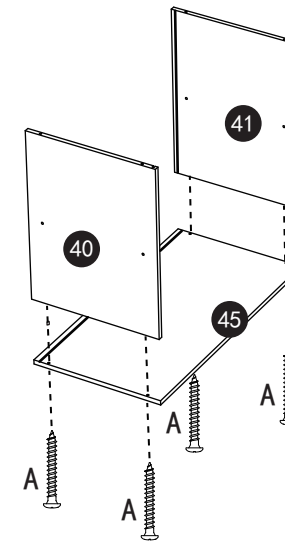
A  M4x35 8


Schritt 47



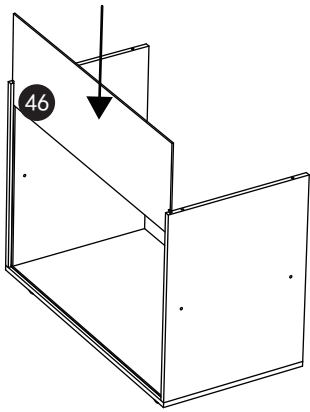
O  M3x14 3

Schritt 48

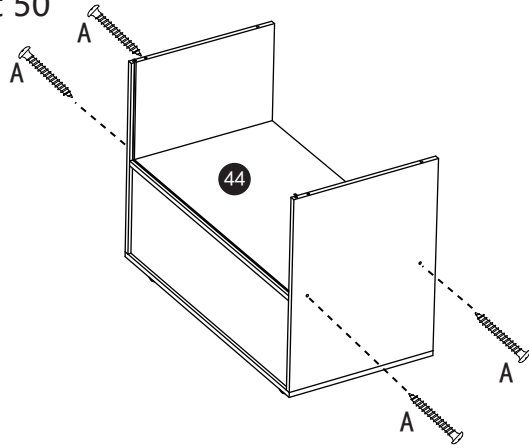



A  M4x35 4

Schritt 49

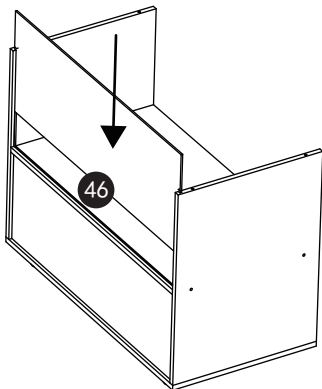


Schritt 50

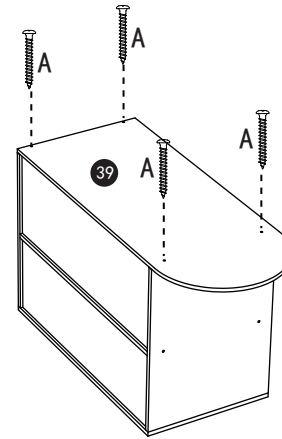


A  M4x35 4

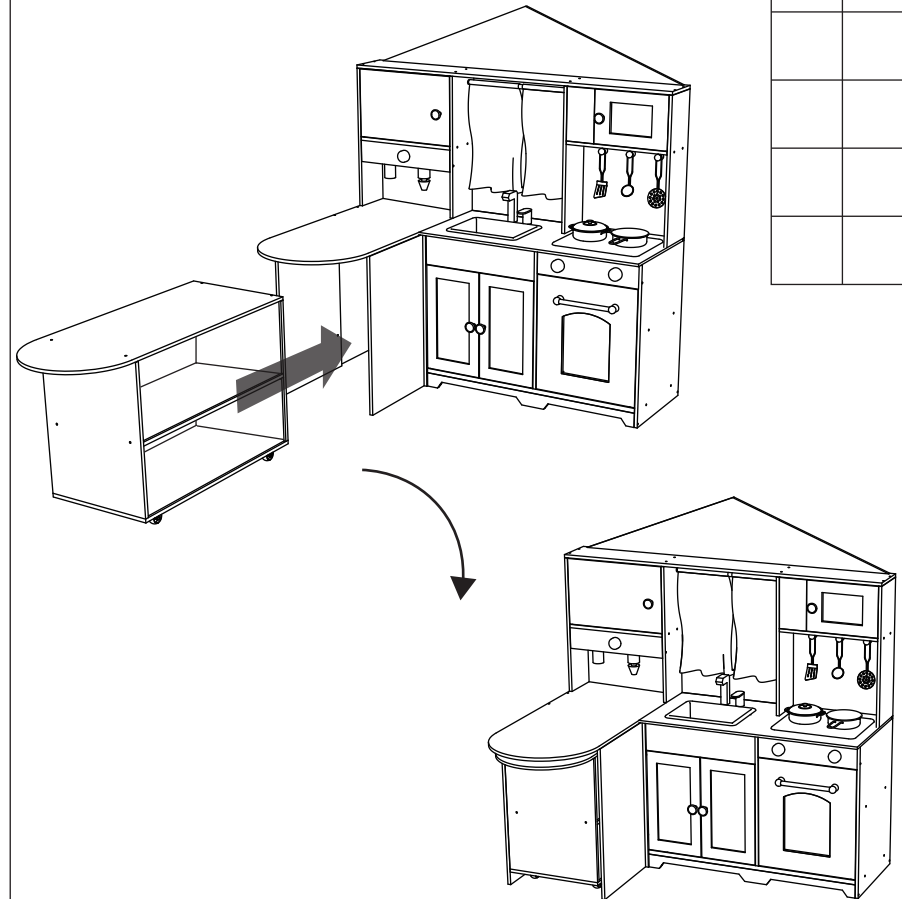
Schritt 51



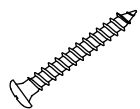
Schritt 52



A  M4x35 4



Anti-backoff Set /Kippschutz /Kit Anti-basculement
 /Juego Antivuelco /Set Antiribaltamento
 /Zestaw zapobiegający wywróceniu /Anti-kantelset



x2



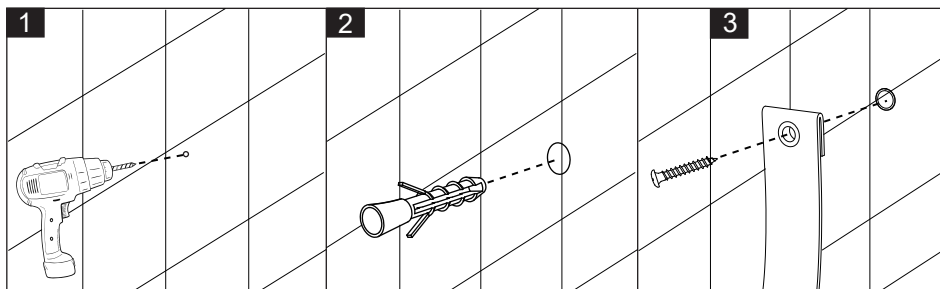
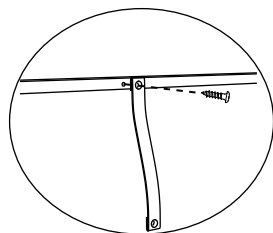
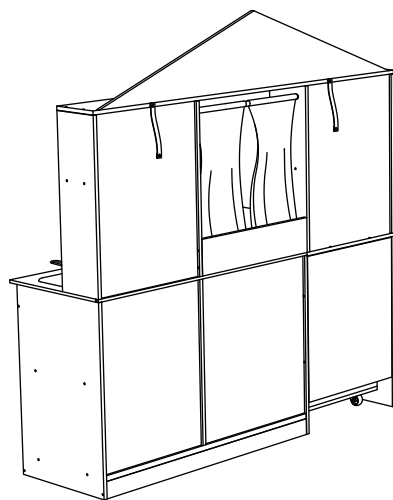
x2



x2



x2



DE

Warnung: Die maximale Belastbarkeit dieses Möbels beträgt: 10 kg, bitte nicht überlasten!

EN

Warning: The maximum load-bearing capacity of this furniture is: 10 kg, please do not overload!

FR

Avertissement : La capacité de charge maximale de ce meuble est de : 10 kg, merci de ne pas surcharger !

IT

Attenzione: la capacità di carico massima di questo mobile è: 10 kg, non sovraccaricare!

ES

Advertencia: La capacidad máxima de carga de este mueble es: 10 kg, ¡no lo sobrecargue!