

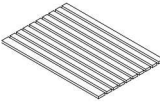







ASSEMBLY INSTRUCTION (AI)

PART LIST

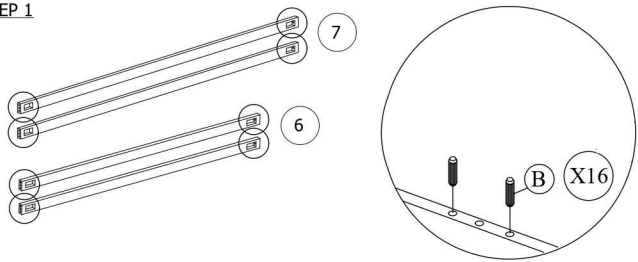
1.  Footboard ( 1 set 2 pc )	2.  Side Rail ( 1 set 2 pcs )	3.  Slats ( 13 pcs )	4.  Footboard Leg ( 1 set 2 pcs )
5.  Headboard Leg ( 1 set 2 pcs )	6.  Upwood Short ( 1 set 2 pcs )	7.  Upwood Long ( 1 set 2 pcs )	8.  LVL Slat Support ( 1 set 1 pc )

HARDWARE LIST

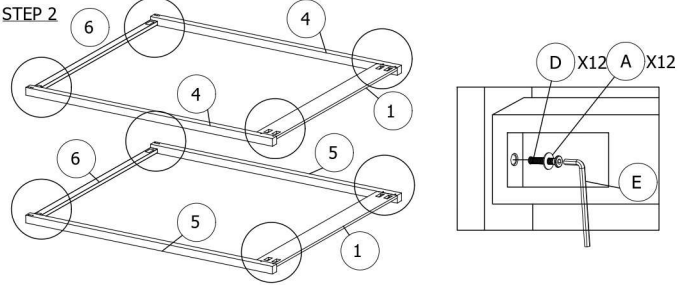
ITEM	DESCRIPTION	QTY
A	SPRING WASHER M6	24 PCS
B	DOWEL M8 X 30mm	16 PCS
C	M4 X 25mm	26 PCS
D	M6 X 45mm	24 PCS
E	ALLEN KEY M4	1 PCS

ASSEMBLY INSTRUCTION (AI)

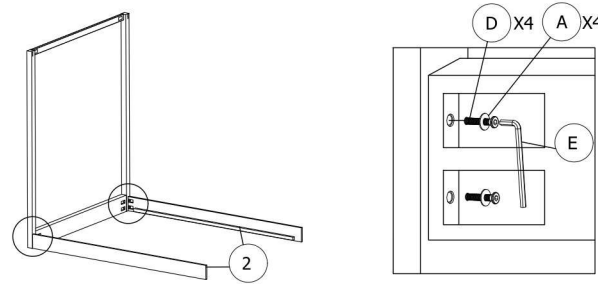
STEP 1



STEP 2

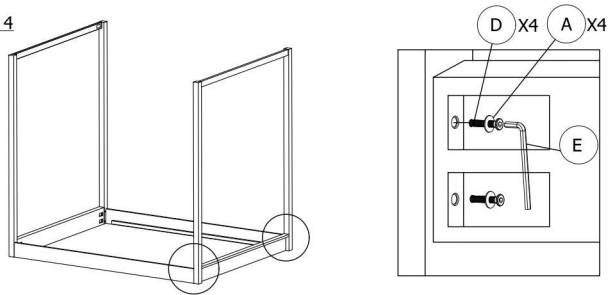


STEP 3

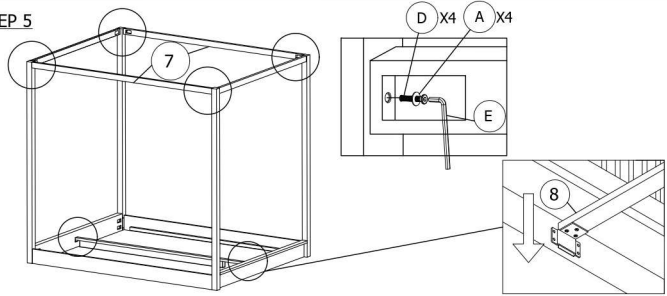


ASSEMBLY INSTRUCTION (AI)

STEP 4



STEP 5



STEP 6

