

# MONTAGEANLEITUNG/ASSEMBLY INSTRUCTIONS

Artikelnummer/Item Number:

N622P477857

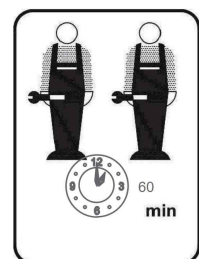
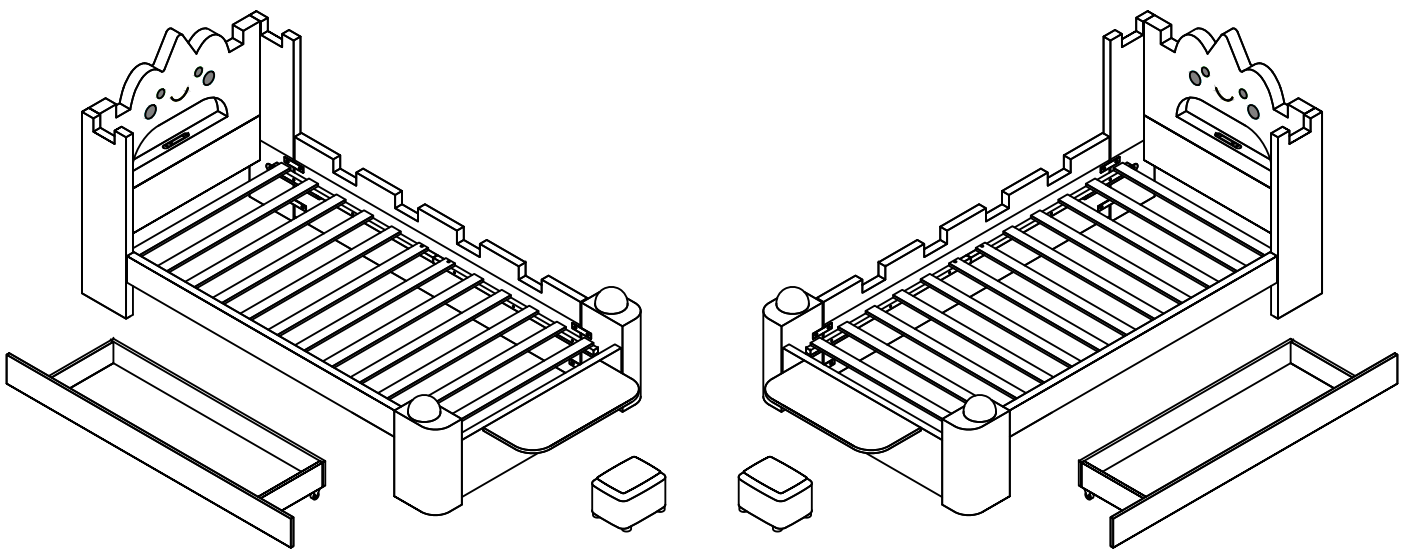
N622P477858

Unser Bett wird in 2 Paketen geliefert. Die Lieferzeit dieser 2 Pakete können abweichen. bittehaben Sie etwas Geduld und vielen Dank furlhr Verstandnis.

Our bed will be sent to you in two packages. The delivery time of these two parcels may be different. Please be patient. Thank you for your understanding.

## Bett

90\*200CM



# INSTRUCTIONS

## IMPORTANT-READ CAREFULLY-RETAIN FOR FUTURE REFERENCE

- a) **WARNING** -Children can become trapped between the bed and the wall, the adjoining pieces of furniture (e.g. cupboards) and the lke. To avoid risk of serious injury the distance between the safety barrier and the adjoining structure shall not exceed 90 mm or shall be more than 230 mm.
- b) **WARNING**-Do not use the bed if any structural part is broken or missing; Replacement parts are between requested from the manufacturer or the store.
- c) **WARNING**-Do not climb or wiggle on any non-designated structures.
- d) it is imperative to always follow the installation instructions and manufacturer's use.
- e) **The recommended size of the mattress to be used with the bed is 200cmx90cm, maximum thickness mattress:20cm.**
- f) It is necessary to ventilate the room in order to maintain a low level moisture and prevent mold growth in the bed and its periphery.
- g) Joining devices should always be tightened properly and regularly verified. Tighten if necessary.

# ANLEITUNGEN

## WICHTIG - SORGFÄLTIG LESEN - FÜR SPÄTERE VERWENDUNG

### AUFBEWAHREN

- a) **WARNUNG** - Kinder können zwischen dem Bett und der Wand, den angrenzenden Möbelstücken (z. B. Schränken) und der Lücke eingeklemmt werden. Um die Gefahr schwerer Verletzungen zu vermeiden, darf der Abstand zwischen der Sicherheitsbarriere und der angrenzenden Struktur nicht mehr als 90 mm oder mehr als 230 mm betragen.
- b) **WARNUNG**-Das Bett darf nicht benutzt werden, wenn ein Bauteil gebrochen ist oder fehlt; Ersatzteile sind beim Hersteller oder im Geschäft anzufordern.
- c) **WARNUNG** - Klettern oder wackeln Sie nicht auf nicht dafür vorgesehenen Strukturen.
- d) Befolgen Sie unbedingt die Installationsanweisungen und die Gebrauchsanweisungen des Herstellers.
- e) **Die empfohlene Größe der Matratze für das Bett beträgt 200x90cm,maximale Dicke der Matratze: 20cm.**
- f) Es ist notwendig, den Raum zu lüften, um die Feuchtigkeit niedrig zu halten und Schimmelbildung im Bett und seiner Umgebung zu verhindern.
- g) Die Verbindungselemente sollten immer richtig angezogen sein und regelmäßig überprüft werden. Ziehen Sie sie gegebenenfalls nach.

## English

### IMPORTANT ! KEEP FOR FUTURE REFERENCE : READ CAREFULLY

- To be assembled by an adult. Assembly must be checked by an adult before use
- WARNING ! Keep all screws, small parts and plastic bags out of the reach of children
- Properly identify all parts before assembling
- Never use your item if any of its parts are broken or missing
- Should any problems arise, please contact our After Sales Service
- Manufacturer's instructions shall be followed at all times
- Care: Clean with a soft, dry cloth. In case of larger stains, carefully rub with a slightly damp, non-abrasive sponge
- Avoid the risk of fire by not placing furniture near sources of ignition or hot items
- Do not jump on the bed

## Deutsch

### WICHTIG ! ZUM SPÄTEREN NACHSCHLAGEN AUFBEWAHREN: SORGFÄLTIG LESEN

- Muss von einem Erwachsenen zusammengebaut werden. Der Zusammenbau muss vor dem Gebrauch von einem Erwachsenen überprüft werden
- WARNUNG! Bewahren Sie alle Schrauben, Kleinteile und Plastikbeutel außerhalb der Reichweite von Kindern auf
- Kennzeichnen Sie vor dem Zusammenbau alle Teile richtig
- Benutzen Sie Ihren Artikel niemals, wenn Teile gebrochen sind oder fehlen
- Sollten Probleme auftreten, wenden Sie sich bitte an unseren Kundendienst
- Die Anweisungen des Herstellers sind stets zu befolgen
- Pflege: Mit einem weichen, trockenen Tuch reinigen. Bei größeren Flecken vorsichtig mit einem leicht feuchten, nicht scheuernden Schwamm abreiben. nicht scheuernden Schwamm
- Vermeiden Sie die Gefahr eines Brandes, indem Sie die Möbel nicht in der Nähe von Zündquellen oder heißen Gegenständen aufstellen
- Nicht auf das Bett springen

## Français

### IMPORTANT ! CONSERVER POUR RÉFÉRENCE ULTÉRIEURE : LIRE ATTENTIVEMENT

- Le montage doit être effectué par un adulte. Le montage doit être vérifié par un adulte avant Utilisation
- ATTENTION ! Tenir les vis, les petites pièces et les sachets en plastique hors de portée des enfants
- Identifiez correctement toutes les pièces avant de les assembler
- N'utilisez jamais votre article si l'une de ses pièces est cassée ou manquante
- En cas de problème, veuillez contacter notre service après-vente
- Les instructions du fabricant doivent être respectées à tout moment
- Entretien : nettoyer avec un chiffon doux et sec. En cas de taches plus importantes, frotter soigneusement avec une éponge non abrasive légèrement humide. légèrement humide et non Abrasive
- Évitez les risques d'incendie en ne plaçant pas les meubles à proximité de sources d'inflammation ou d'objets chauds
- Ne pas sauter sur le lit

## Italiano

### IMPORTANTE! CONSERVARE PER RIFERIMENTO FUTURO: LEGGERE ATTENTAMENTE

- Deve essere assemblato da un adulto. L'assemblaggio deve essere controllato da un adulto prima dell'uso
- **ATTENZIONE!** Tenere tutte le viti, le piccole parti e i sacchetti di plastica fuori dalla portata dei bambini
- Identificare correttamente tutte le parti prima dell'assemblaggio
- Non utilizzare mai l'articolo se alcune parti sono rotte o mancanti
- In caso di problemi, si prega di contattare il nostro Servizio Post Vendita
- Le istruzioni del produttore devono essere sempre seguite
- Cura: Pulire con un panno morbido e asciutto. In caso di macchie più estese, strofinare accuratamente con una spugna leggermente umida e nonspugna leggermente umida e non abrasiva
- Evitare il rischio di incendio, non collocando i mobili vicino a fonti di accensione o a oggetti caldi
- Non saltare sul letto

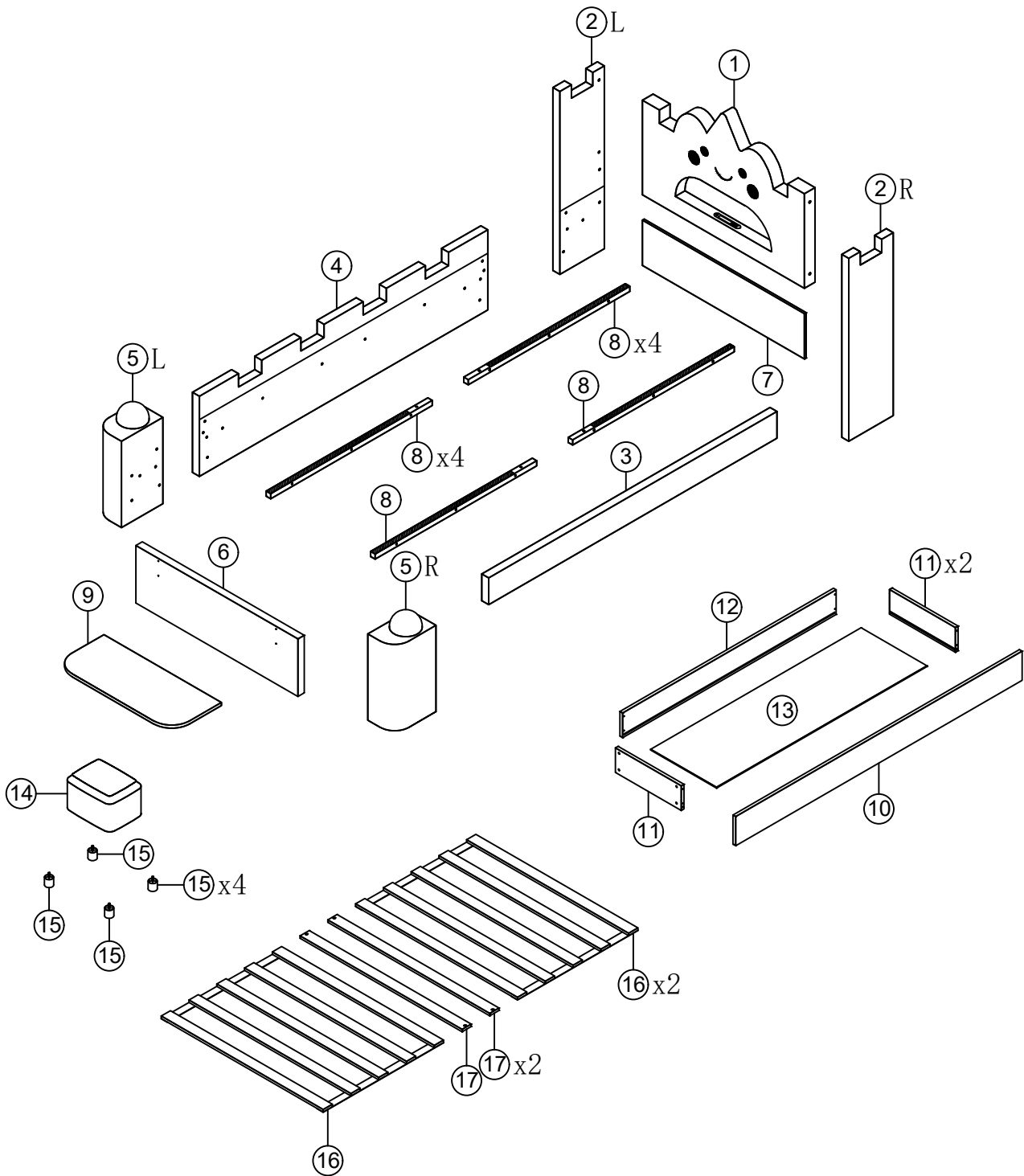
## Español

### ¡ IMPORTANTE ! CONSERVELO PARA FUTURAS CONSULTAS: LEA ATENTAMENTE

- Debe ser montado por un adulto. El montaje debe ser comprobado por un adulto antes del uso
- ADVERTENCIA Mantenga todos los tornillos, piezas pequeñas y bolsas de plástico fuera del alcance de los niños.
- Identifique correctamente todas las piezas antes de montarlas
  - Nunca utilice su artículo si alguna de sus piezas está rota o falta
  - Si surge algún problema, póngase en contacto con nuestro Servicio Postventa
  - Las instrucciones del fabricante deben seguirse en todo momento
  - Cuidado: Limpiar con un paño suave y seco. En caso de manchas más grandes, frote cuidadosamente con una esponja no abrasiva ligeramente humedecida.
  - Evite el riesgo de incendio no colocando los muebles cerca de fuentes de ignición u objetos calientes.
  - No saltar sobre la cama.


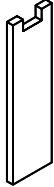

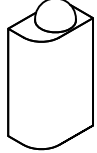
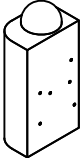
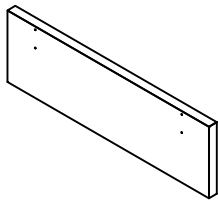
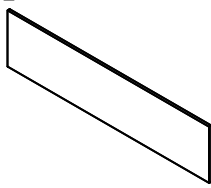
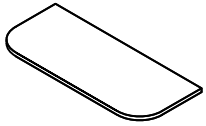
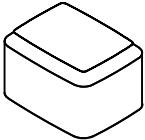


# Stückliste

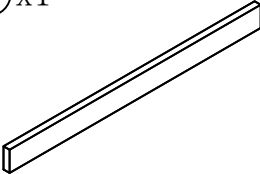
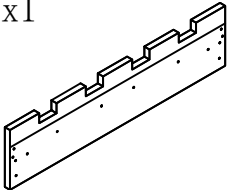
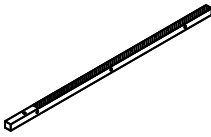
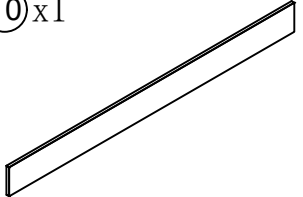
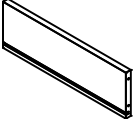
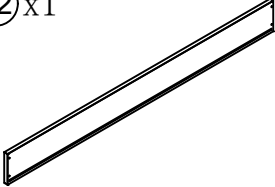
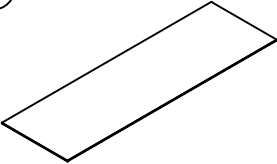

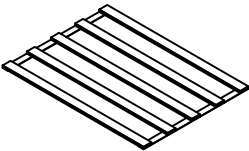



# Liste der Einzelteile

## N622P477857









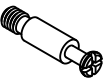

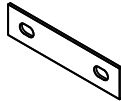







<p>① x1</p> 	<p>②R x1</p> 	<p>②L x1</p> 	<p>⑤R x1</p> 
<p>⑤L x1</p> 	<p>⑥ x1</p> 	<p>⑦ x1</p> 	<p>⑨ x1</p> 
<p>⑭ x1</p> 			

## N622P477858

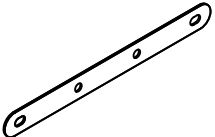

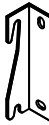

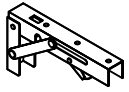
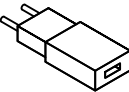
<p>③ x1</p> 	<p>④ x1</p> 	<p>⑧ x4</p> 	<p>⑩ x1</p> 
<p>⑪ x2</p> 	<p>⑫ x1</p> 	<p>⑬ x1</p> 	<p>⑮ x4</p> 
<p>⑯ x2</p> 	<p>⑰ x2</p> 		

# Hardwareliste

## N622P477858

Ax1 	Bx6  M8x12mm	Cx44  M8x18mm	Dx4  M8x25mm
Ex12  M8x40mm	Fx6  M3x16mm	Gx8  M3x20mm	Hx6  M4x16mm
Ix8 	Jx8 	Nx6 	Ox2 
Rx6 	Sx4  M8x50mm	Tx4 	Ux4 
Vx1 	Xx4  M4x25mm		

## N622P477857

Kx4 	Lx6 	Mx2 	Px4 
Qx2 	Wx1 		



**DE:** Vor dem Einbau die Schrauben in die Löcher stecken und festziehen, aber nicht bis 100%, 70% bis 80% anziehen reicht aus. Schließlich, nachdem alle Schrauben installiert sind, ziehen Sie alle Schrauben auf 100 %.

Wenn Sie auf diese Probleme stoßen, wie z. B. Fehlausrichtung der Löcher oder Unfähigkeit, bestimmte Teile zu installieren, überprüfen Sie bitte, ob die Schrauben korrekt verwendet werden und passen Sie die Dichtigkeit der Schrauben an.





**UK:** Before installation, insert the screws into the holes and tighten them, but do not tighten them to 100%, 70% to 80% is sufficient. Finally, after all screws are installed, tighten all screws to 100%.

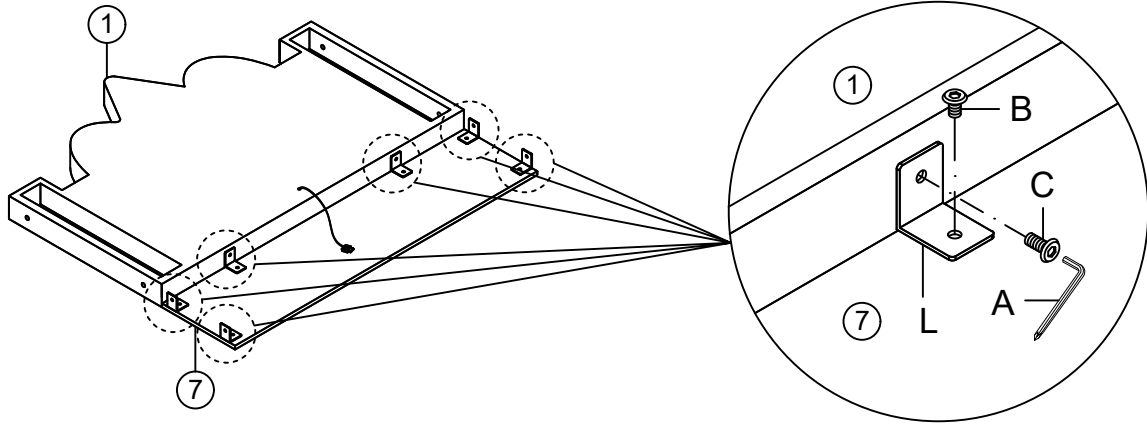
If you encounter these issues, such as if the holes cannot be aligned or some parts cannot be installed, please check if the screws are used correctly and adjust the tightness of the screws.

**FR:** Insérer la vis dans le trou avant la fin de l'assemblage, serrer la vis, mais ne pas serrer à 100%, 70% ~ 80% est correct. Enfin, une fois que toutes les vis sont bien serrées, toutes les vis sont serrées à 100%.

Si vous rencontrez ces problèmes, par exemple si les trous ne sont pas alignés ou si certaines pièces ne peuvent pas être montées, vérifiez que les vis sont utilisées correctement et Ajustez leur serrage.

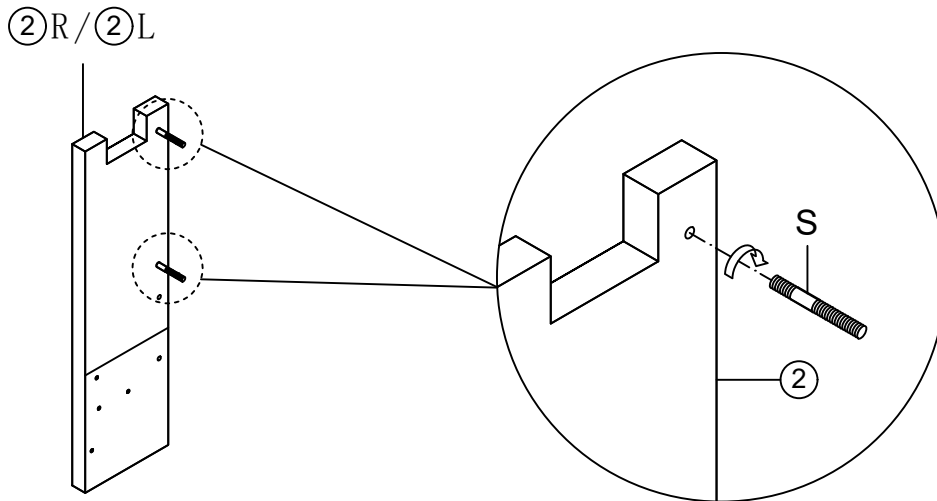
# Schritt 1:

A		1	B	 M8x12mm	6
C	 M8x18mm	2	L		6

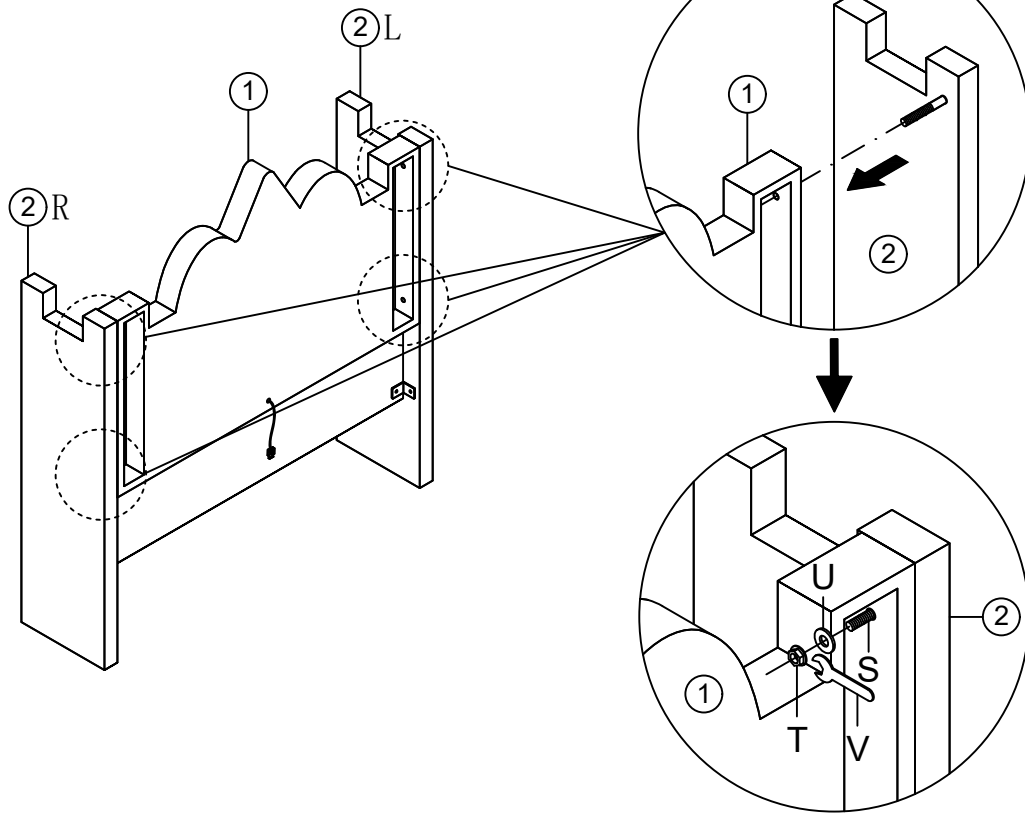





# Schritt 2x2:

S	 M8x50mm	4
---	---	---

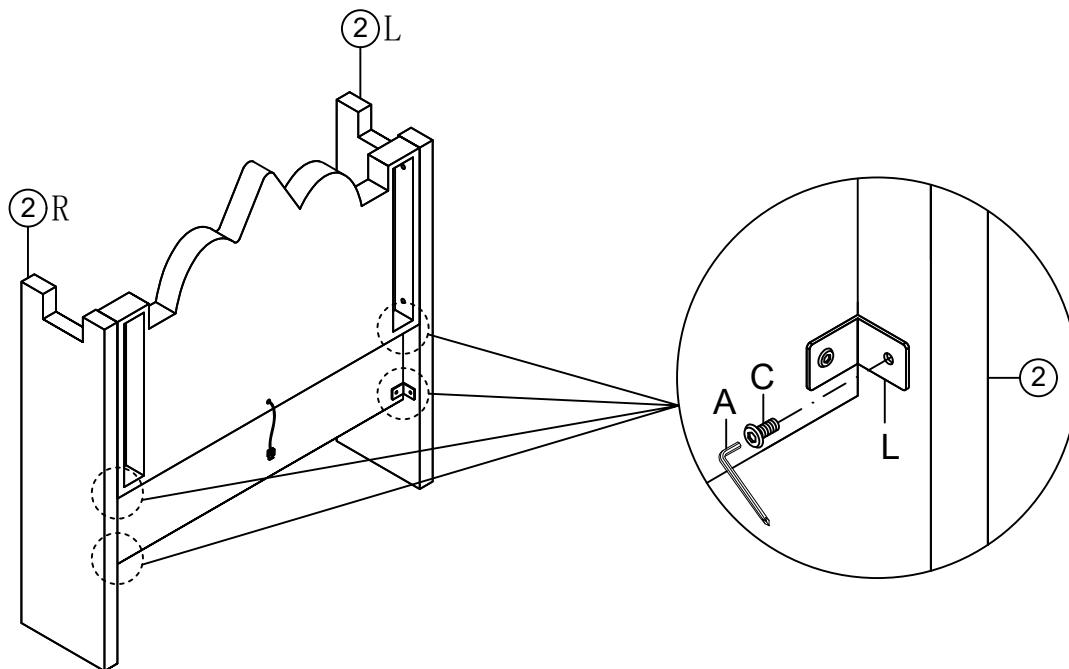




### Schritt 3:







T		4
U		4
V		1

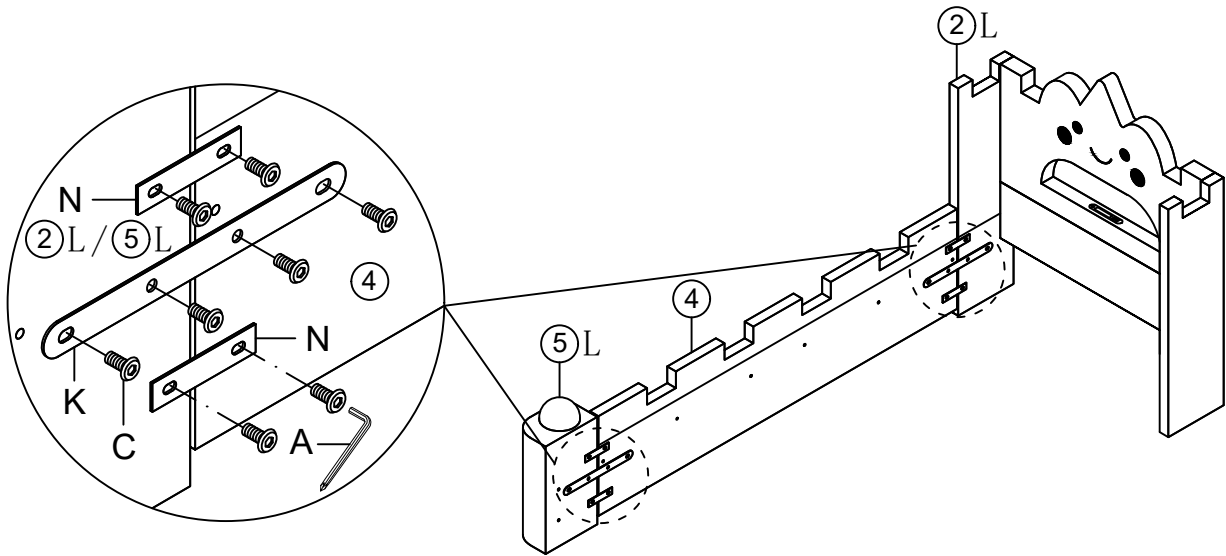
### Schritt 4:





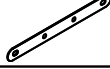


A		1
C	 M8x18mm	4

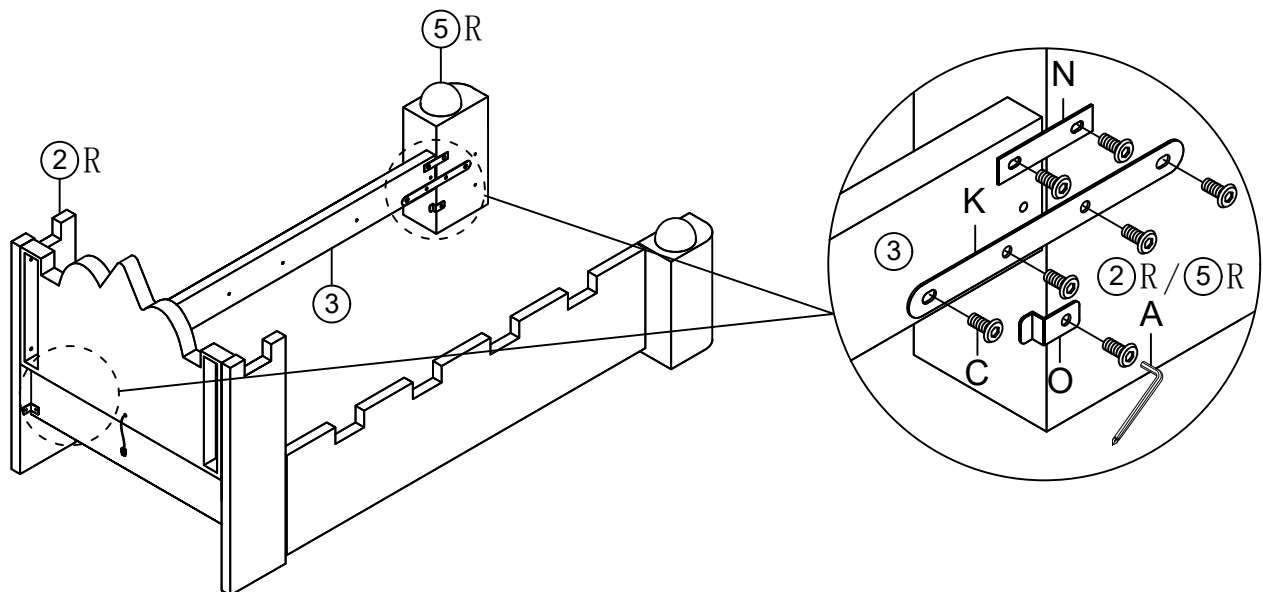
### Schritt 5:

A		1	C	 M8x18mm	16
K		2	N		4






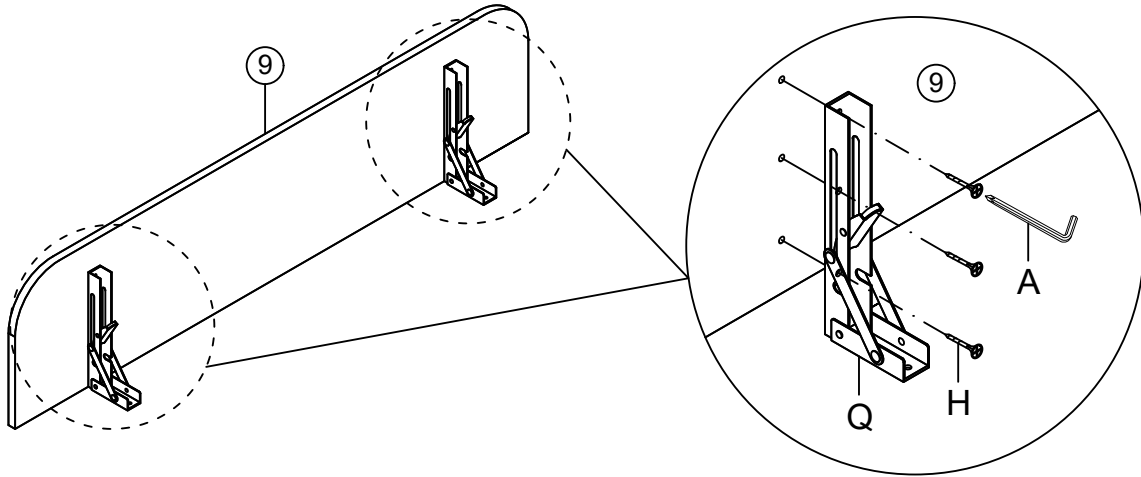
### Schritt 6:

A		1	C	 M8x18mm	14	K		2
N		2	O		2			





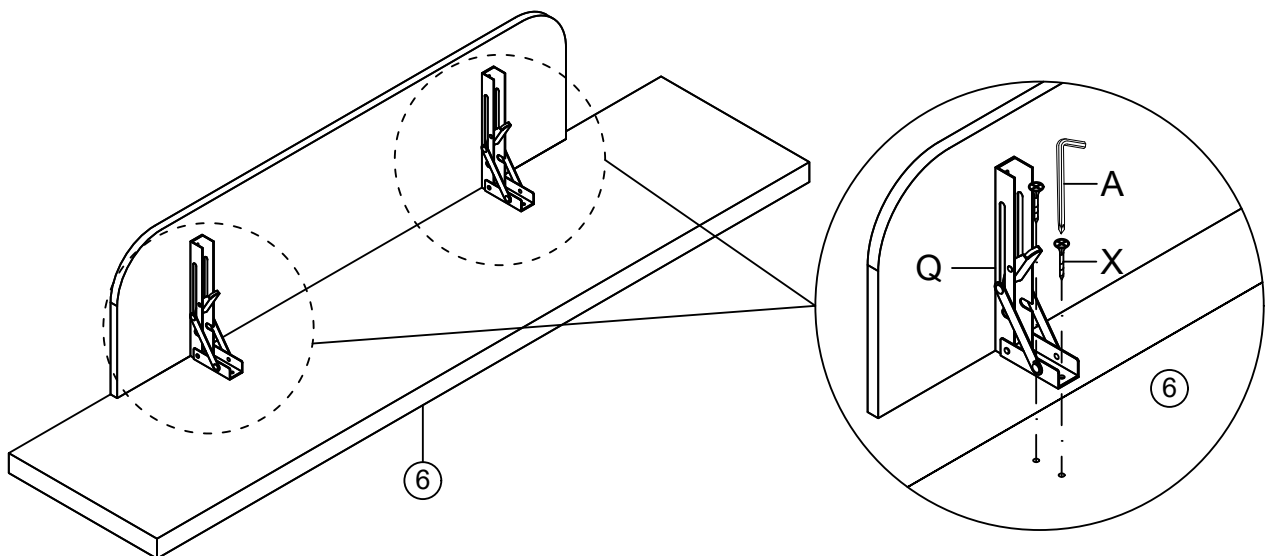
### Schritt 7:

A		1
H	 M4x16mm	6
Q		2

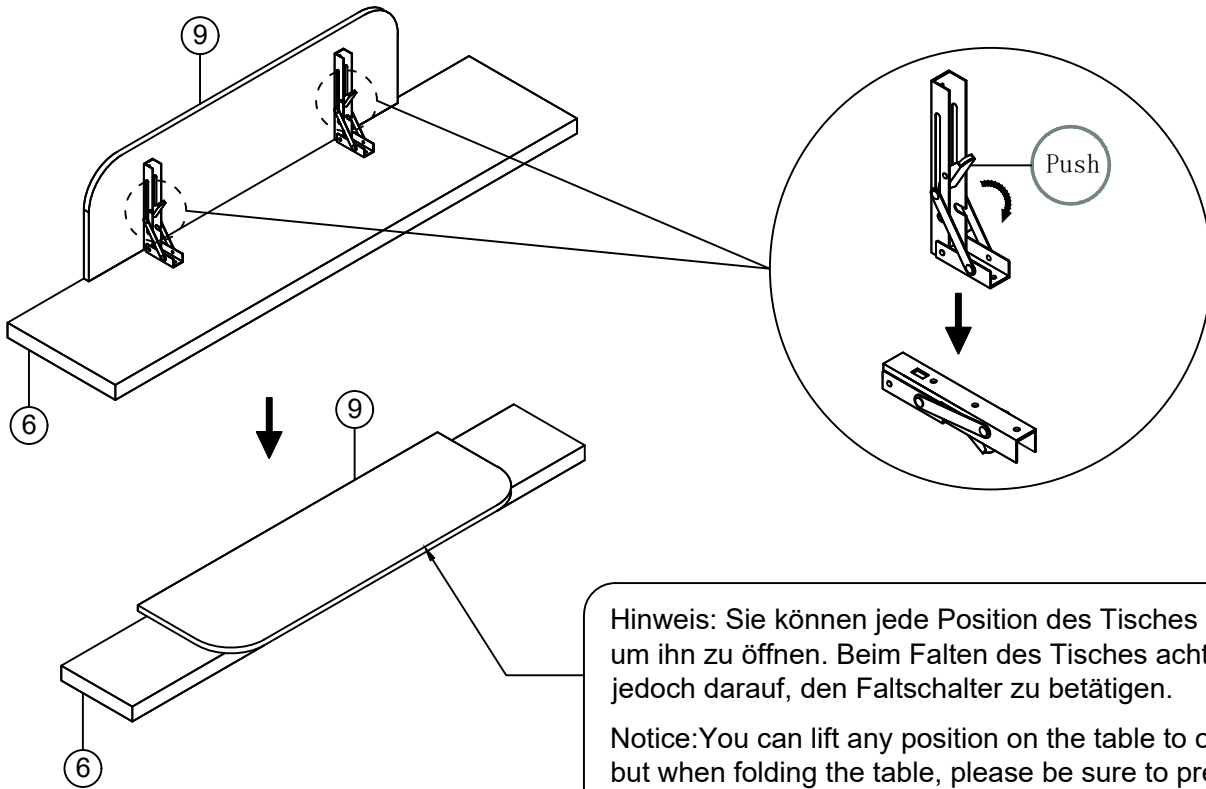


### Schritt 8:

A		1
X	 M4x25mm	4



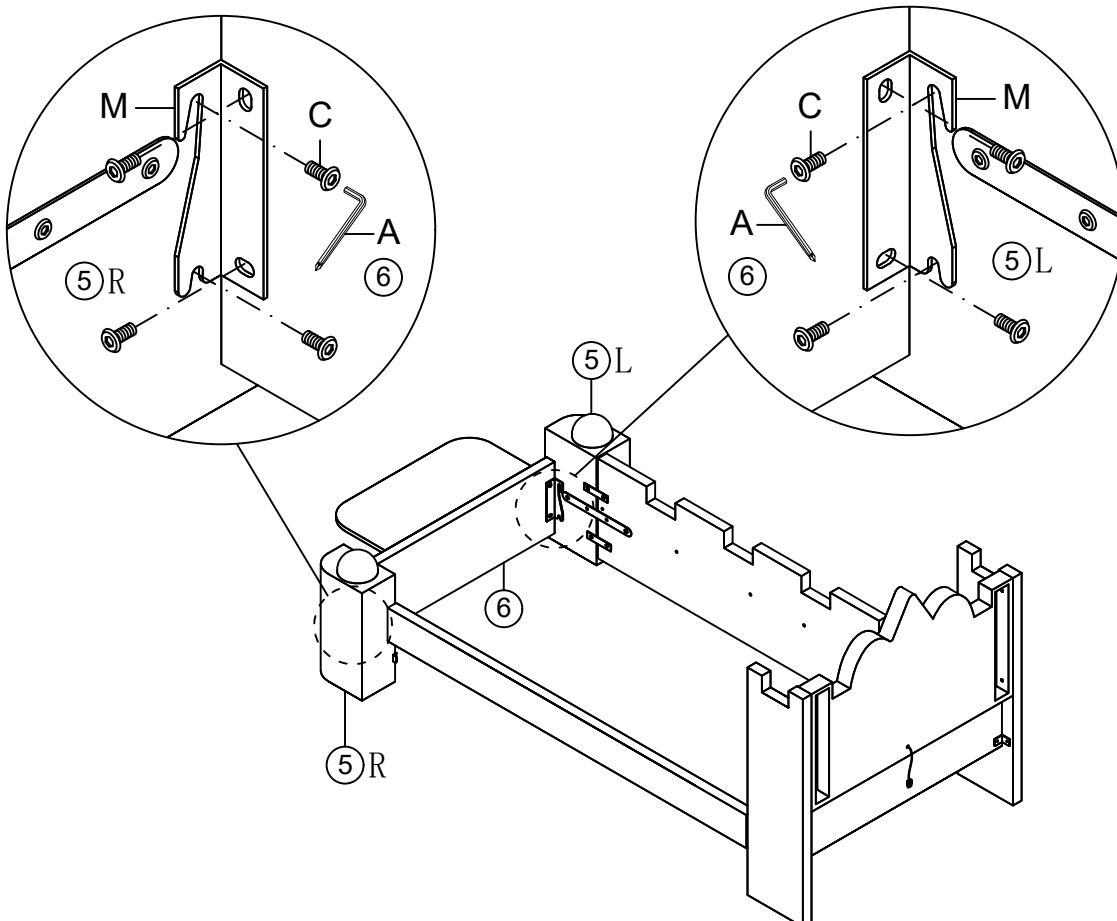
## Schritt 9:






Hinweis: Sie können jede Position des Tisches heben, um ihn zu öffnen. Beim Falten des Tisches achten Sie jedoch darauf, den Faltschalter zu betätigen.



Notice: You can lift any position on the table to open it, but when folding the table, please be sure to press the folding switch.

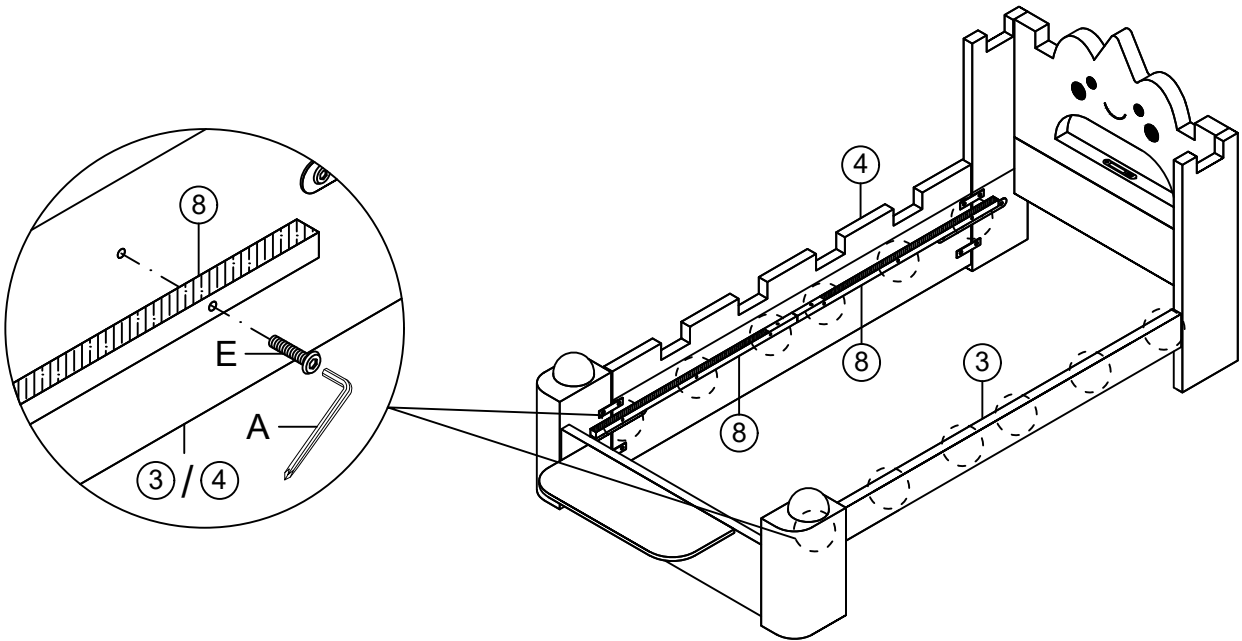
## Schritt 10:





A		1
C	 M8x18mm	8
M		2

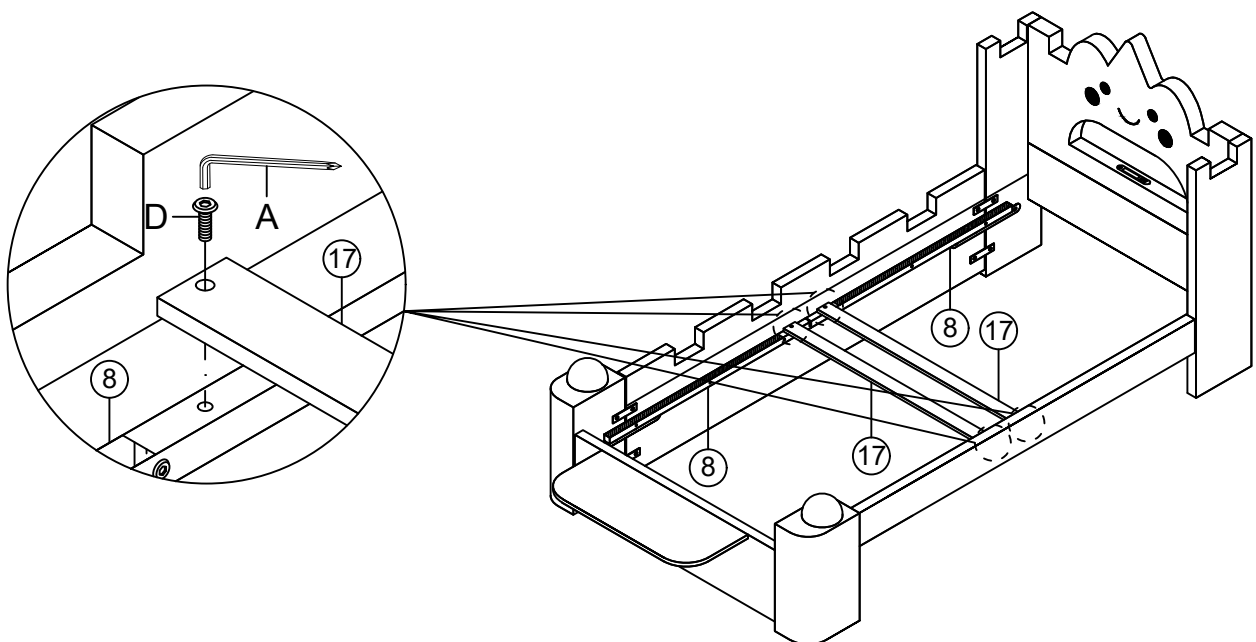
# Schritt 11:

A		1
E	 M8x40mm	12

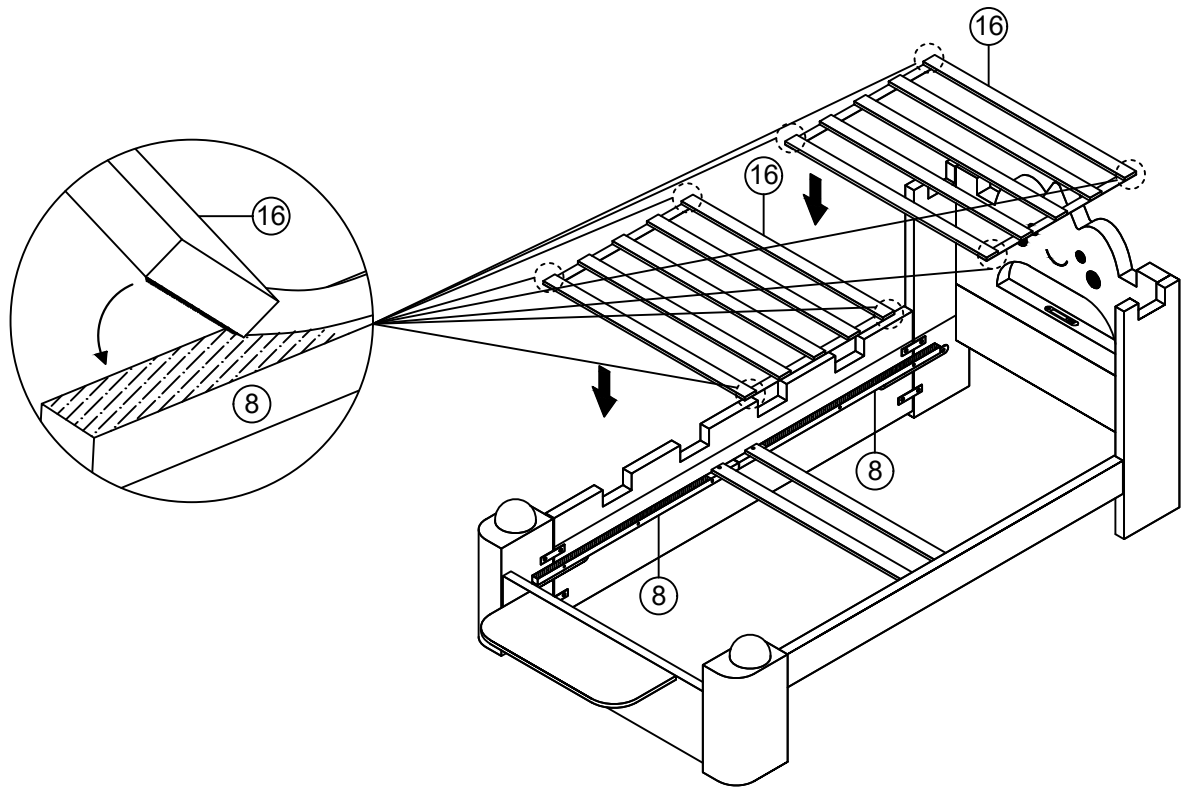


# Schritt 12:

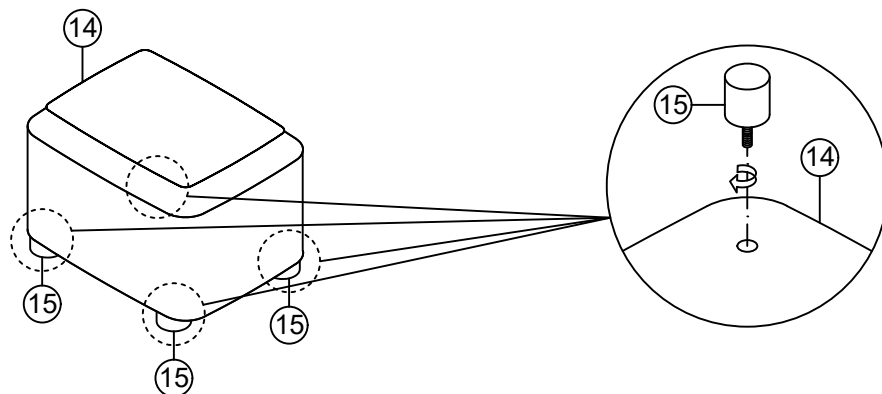
A		1
D	 M8x25mm	4










### Schritt 13:

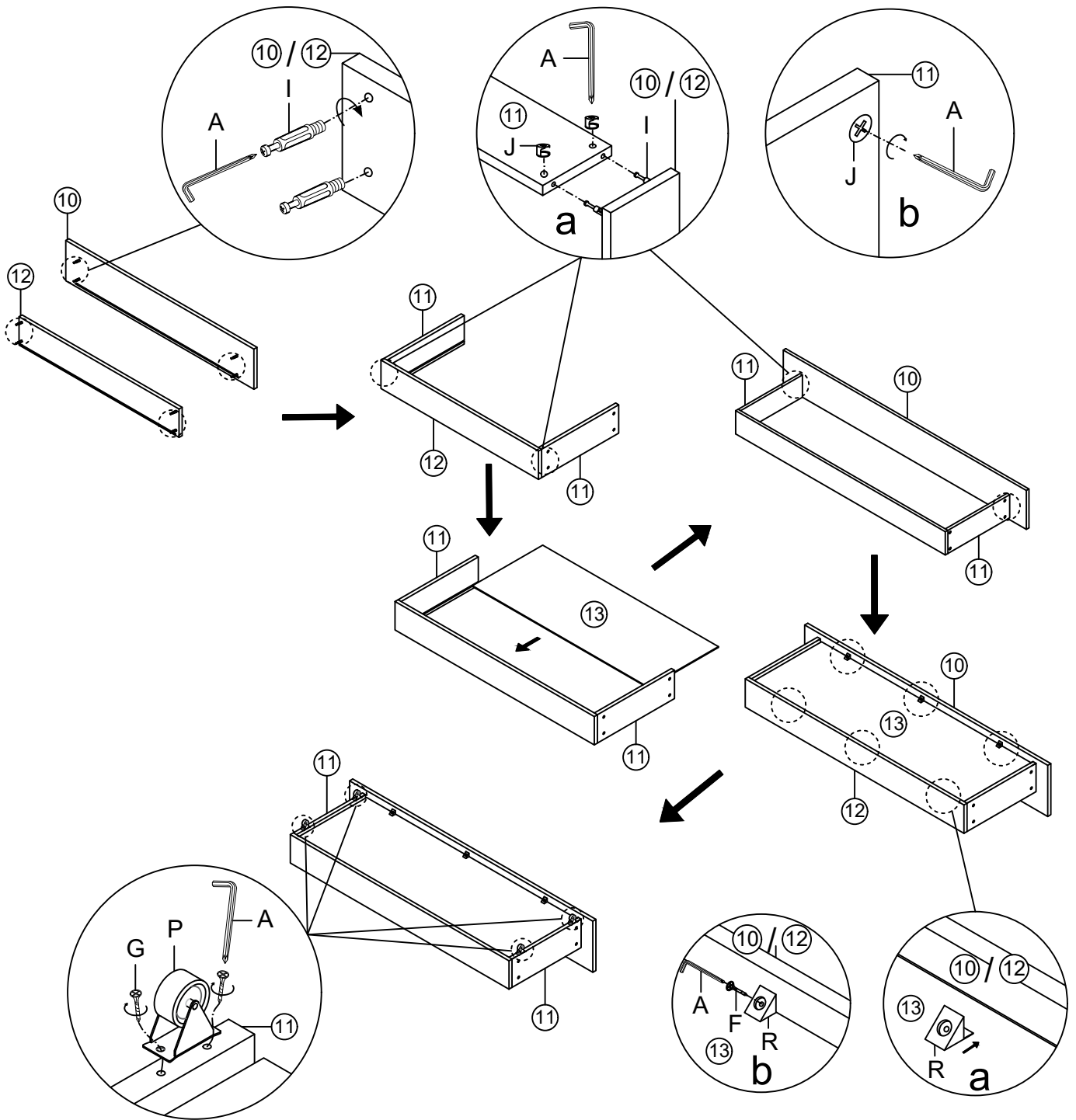


### Schritt 14:



# Schritt 15:

A		1	F	 M3x16mm	6	G	 M3x20mm	8	I		8
J		8	P		4	R		6			

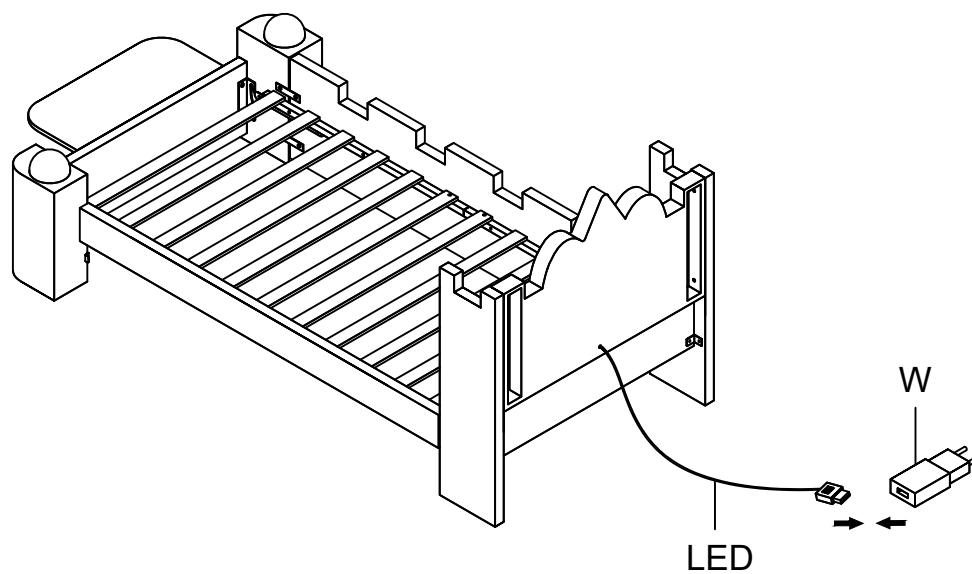


## Schritt 16:

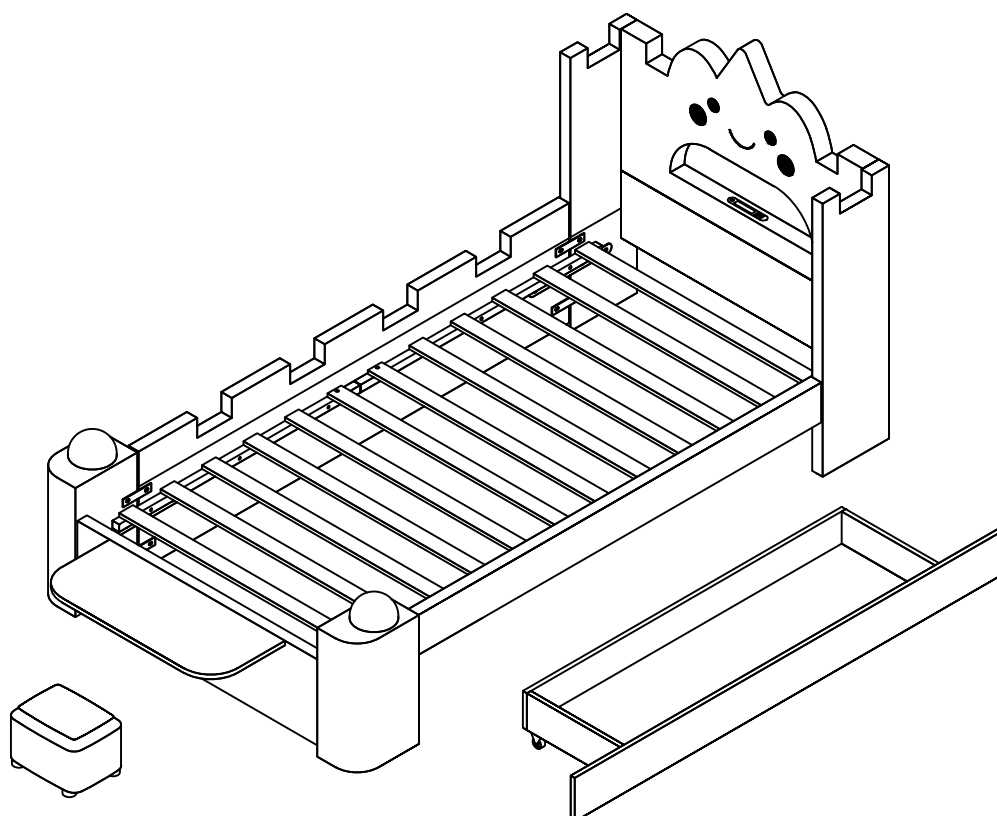
W



1



## Schritt 17:





## VERIFICATION OF CONFORMITY

**No.** : PTC24112213101S-LD01

**Applicant** : YONGMAN ELECTRONICS FACTORY, DONGFENG TOWN, ZHONGSHAN CITY

**Address** : One of the first floors, No. 19 Yongsheng Road, Bogong Community, Dongfeng Town, Zhongshan City

**Manufacturer** : YONGMAN ELECTRONICS FACTORY, DONGFENG TOWN, ZHONGSHAN CITY

**Address** : One of the first floors, No. 19 Yongsheng Road, Bogong Community, Dongfeng Town, Zhongshan City

**Factory** : YONGMAN ELECTRONICS FACTORY, DONGFENG TOWN, ZHONGSHAN CITY

**Address** : One of the first floors, No. 19 Yongsheng Road, Bogong Community, Dongfeng Town, Zhongshan City

**Product** : Night Lamp

**Trade Mark** : N/A

**Model** : YM-02

**Ratings** : For switching adapter: Input: 100-240V~, 50/60Hz, 0.3A Max  
Output: 5.0Vdc, 2.0A, 10.0W  
For Unit Input: Input: 5.0Vdc, 2.0A, Output: 5.0Vdc, 2.0A

The submitted sample of the above equipment has been tested and found to comply with the following European Directive:

### Low voltage (LVD) Directive - 2014/35/EU

The standard(s) used for showing compliance with the essential requirements:

Applicable Standard(s)	Test Report(s) Number
EN IEC 62368-1:2020+A11:2020	PTC24112213101S-LD01

This verification is part of the full test report(s) and should be read in conjunction with it. This verification is based on an evaluation of one sample of above mentioned product. It does not imply assessment of the production of the product. Without the written approval of Precise Testing & Certification (Guangdong) Co., Ltd., this verification is not permitted to be reproduced, except in full. It is not permitted to use the test lab's logo. The CE marking may only be used if all the relevant and effective European Directives are applicable.



*Jacky Ou*

Jacky Ou  
Manager  
Date: 2024-12-28



## VERIFICATION OF CONFORMITY

**No.** : PTC24112213101E-EM01  
**Applicant** : Yongman Electronics Factory, Dongfeng Town, Zhongshan City  
**Address** : One of the first floors, No. 19 Yongsheng Road, Bogong Community, Dongfeng Town, Zhongshan City  
**Manufacturer** : Yongman Electronics Factory, Dongfeng Town, Zhongshan City  
**Address** : One of the first floors, No. 19 Yongsheng Road, Bogong Community, Dongfeng Town, Zhongshan City  
**Factory** : Yongman Electronics Factory, Dongfeng Town, Zhongshan City  
**Address** : One of the first floors, No. 19 Yongsheng Road, Bogong Community, Dongfeng Town, Zhongshan City  
**Product** : night lamp  
**Trade Mark** : —  
**Model** : YM-02  
**Ratings** : DC 5V/2A

The submitted sample of the above equipment has been tested and found to comply with the following European Directive:

### Electromagnetic compatibility (EMC) Directive - 2014/30/EU

The standard(s) used for showing compliance with the essential requirements:

Applicable Standard(s)	Test Report(s) Number
<b>EN 55032:2015+A11:2020+A1:2020</b>	<b>PTC24112213101E-EM01</b>
<b>EN 55035: 2017+A11:2020</b>	
<b>EN IEC 61000-3-2:2019+A1:2021</b>	
<b>EN 61000-3-3:2013+A1:2019+A2:2021</b>	

This verification is part of the full test report(s) and should be read in conjunction with it. This verification is based on an evaluation of one sample of above mentioned product. It does not imply assessment of the production of the product. Without the written approval of Precise Testing & Certification (Guangdong) Co., Ltd., this verification is not permitted to be reproduced, except in full. It is not permitted to use the test lab's logo. The CE marking may only be used if all the relevant and effective European Directives are applicable.



*Jacky Ou*

**Jacky Ou**  
**Manager**  
**Date: 2024-12-02**



# *Certificate of Conformity*

Certificate No. : HTT202603999R  
Applicant : Zhongshan Yongman Electronics Factory  
Applicant Address : 1F, No. 19, Yongsheng Road, Dongfeng Town, Zhongshan, China.  
Manufacturer : Zhongshan Yongman Electronics Factory  
Manufacturer Address : 1F, No. 19, Yongsheng Road, Dongfeng Town, Zhongshan, China.  
Product : Night Light  
Model No. : YM-02, YM-03  
Trademark : YM

This is to certify that, on the basis of the tests undertaken as per Report No.:  
HTT202603999CH, the submitted sample of the above item complies with:

IEC 62321-3-1:2013  
IEC 62321-4:2013+A1:2017  
IEC 62321-5:2013  
IEC 62321-6:2015  
IEC 62321-7-1:2015  
IEC 62321-7-2:2017  
IEC 62321-8:2017

And fulfills testing requirement of the RoHS 2.0 directive 2011/65/EU Annex II  
amending Annex (EU)2015/863 and amending Annex (EU)2017/2102.

# RoHS

  
KevinYang/Senior Manager



Date of Issue: Mar. 26, 2026

SHENZHEN **HTT** TECHNOLOGY CO., LTD.

Tel: 86-0755-23595200  
Web: www.httprc.com

Hotline: 400-6655-351  
Mail: info@httprc.com

1F,B Building and A109,A110, Huafeng International Robotics  
Industrial Park, Xixiang Street, Bao'an District, Shenzhen, China



# *Certificate of Conformity*

**Certificate No.** : HTT202603658E  
**Applicant** : Zhongshan Yongman Electronics Factory  
**Applicant Address** : 1F, No. 19, Yongsheng Road, Dongfeng Town, Zhongshan, China.  
**Manufacturer** : Zhongshan Yongman Electronics Factory  
**Manufacturer Address** : 1F, No. 19, Yongsheng Road, Dongfeng Town, Zhongshan, China.  
**Product** : Adapter  
**Model No.** : YM-22, YM-23  
**Trademark** : N/A

The following products have been tested by us with listed standards and found in compliance with the council EMC 2014/30/EU. It is possible to use CE marking to demonstrate the compliance with the EMC directive

Test standards:	Report(s) Number	Issued By	Issued Date
EN 55032:2015+A11:2020 EN 55035:2017+A11:2020 EN IEC 61000-3-2:2019 +A2:2024 EN 61000-3-3:2013+A2:2021+AC:2022-01	HTT202603658ER	HTT	Mar. 19, 2026

This certificate of conformity is not transferable and based on an evaluation of a sample of the above mentioned product.



Authorised Signatory: \_\_\_\_\_

*Kevin Yang*  
Kevin Yang/Senior Manager



Date: Mar. 19, 2026



# *Certificate of Conformity*

Certificate No. : HTT202603658L  
Applicant : Zhongshan Yongman Electronics Factory  
Applicant Address : 1F, No. 19, Yongsheng Road, Dongfeng Town, Zhongshan, China.  
Manufacturer : Zhongshan Yongman Electronics Factory  
Manufacturer Address : 1F, No. 19, Yongsheng Road, Dongfeng Town, Zhongshan, China.  
Product : Adapter  
Model No. : YM-22, YM-23  
Trademark : N/A

The following products have been tested by us with listed standards and found in compliance with the council LVD (Low Voltage Directive) 2014/35/EU. It is possible to use CE marking to demonstrate the compliance with the Low Voltage Directive.

Test standards:	Report(s) Number	Issued By	Issued Date
EN IEC 62368-1:2024+A11:2024	HTT202603658LR	HTT	Mar. 19, 2026

This certificate of conformity is not transferable and based on an evaluation of a sample of the above mentioned product.

Authorised Signatory: Kevin Yang

KevinYang/Senior Manager



Date: Mar. 19, 2026

**SHENZHEN HTT TECHNOLOGY CO., LTD.**

Tel: 86-0755-23595200  
Web: www.httprc.com

Hotline: 400-6655-351  
Mail: info@httprc.com

1F,B Building and A109,A110, Huafeng International Robotics Industrial Park, Xixiang Street, Bao'an District, Shenzhen, China



# *Certificate of Conformity*

Certificate No. : HTT202603658R  
Applicant : Zhongshan Yongman Electronics Factory  
Applicant Address : 1F, No. 19, Yongsheng Road, Dongfeng Town, Zhongshan, China.  
Manufacturer : Zhongshan Yongman Electronics Factory  
Manufacturer Address : 1F, No. 19, Yongsheng Road, Dongfeng Town, Zhongshan, China.  
Product : Adapter  
Model No. : YM-22, YM-23  
Trademark : N/A

This is to certify that, on the basis of the tests undertaken as per Report No.:  
HTT202603658CH, the submitted sample of the above item complies with:

IEC 62321-3-1:2013  
IEC 62321-4:2013+A1:2017  
IEC 62321-5:2013  
IEC 62321-6:2015  
IEC 62321-7-1:2015  
IEC 62321-7-2:2017  
IEC 62321-8:2017

And fulfills testing requirement of the RoHS 2.0 directive 2011/65/EU Annex II  
amending Annex (EU)2015/863 and amending Annex (EU)2017/2102.

# RoHS

  
  
KevinYang/Senior Manager

Date of Issue: Mar. 19, 2026

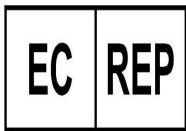
SHENZHEN **HTT** TECHNOLOGY CO., LTD.

Tel: 86-0755-23595200  
Web: www.httprc.com

Hotline: 400-6655-351  
Mail: info@httprc.com

1F,B Building and A109,A110, Huafeng International Robotics  
Industrial Park, Xixiang Street, Bao'an District, Shenzhen, China



Importeur	Decobus Handel GmbH
Adresse	Innungsstraße 9, 21244 Buchholz, Deutschland
Email/URL	<a href="https://www.decobusgroup.de">https://www.decobusgroup.de</a>
Hersteller	Zhongshan Yongman Electronics Factory
Adresse	One of the first floors, No. 19 Yongsheng Road, Bogong Community, Dongfeng Town, Zhongshan City
Email/URL	<a href="mailto:1461956797@qq.com">1461956797@qq.com</a>
Partienummer	YM-02
Hergestellt in	China
	Decobus Handel GmbH Innungsstraße 9, 21244 Buchholz, Deutschland <a href="http://www.decobusgroup.de">www.decobusgroup.de</a>



Product Name: Night Light  
 Model: YM-02  
 Rated voltage: DC5V  
 Power: 10W

Importeur	Decobus Handel GmbH
Adresse	Innungsstraße 9, 21244 Buchholz, Deutschland
Email/URL	<a href="https://www.decobusgroup.de">https://www.decobusgroup.de</a>
Hersteller	Zhongshan Yongman Electronics Factory
Adresse	One of the first floors, No. 19 Yongsheng Road, Bogong Community, Dongfeng Town, Zhongshan City
Email/URL	<a href="mailto:1461956797@qq.com">1461956797@qq.com</a>
Partienummer	YM-22
Hergestellt in	China
	Decobus Handel GmbH Innungsstraße 9, 21244 Buchholz, Deutschland <a href="http://www.decobusgroup.de">www.decobusgroup.de</a>



Product Name: Adapter  
 Model: YM-22  
 Rated voltage: DC5V  
 Rated frequency: 50-60HZ  
 Power: 10W



**FR**  
 Cet appareil, ses accessoires, cordons et batteries se recyclent

À DÉPOSER EN MAGASIN  OU  À DÉPOSER EN DÉCHÈTERIE

Points de collecte sur [www.quefairedemesdechets.fr](http://www.quefairedemesdechets.fr)  
 Privilégiez la réparation ou le don de votre appareil !