

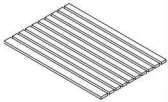







ASSEMBLY INSTRUCTION (AI)

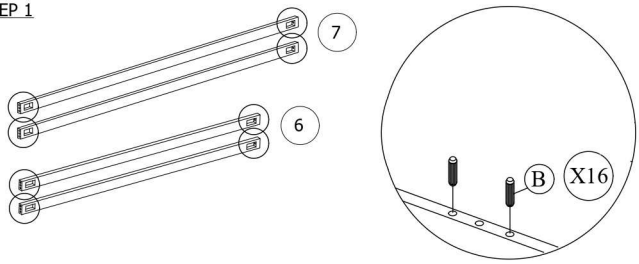
PART LIST

1.  Footboard (1 set 2 pc)	2.  Side Rail (1 set 2 pcs)	3.  Slats (13 pcs)	4.  Footboard Leg (1 set 2 pcs)
5.  Headboard Leg (1 set 2 pcs)	6.  Upwood Short (1 set 2 pcs)	7.  Upwood Long (1 set 2 pcs)	8.  LVL Slat Support (1 set 2 pcs)

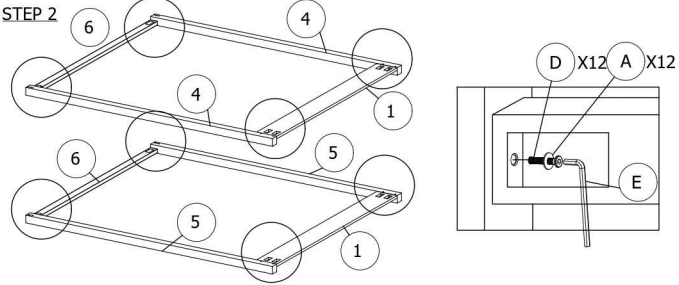
HARDWARE LIST		
ITEM	DESCRIPTION	QTY
A	SPRING WASHER M6	24 PCS
B	DOWEL M8 X 30mm	16 PCS
C	M4 X 25mm	26 PCS
D	M6 X 45mm	24 PCS
E	ALLEN KEY M4	1 PCS

ASSEMBLY INSTRUCTION (AI)

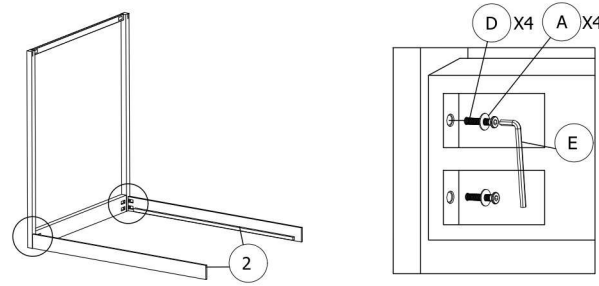
STEP 1



STEP 2

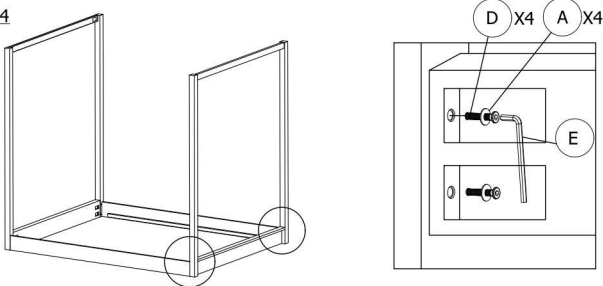


STEP 3

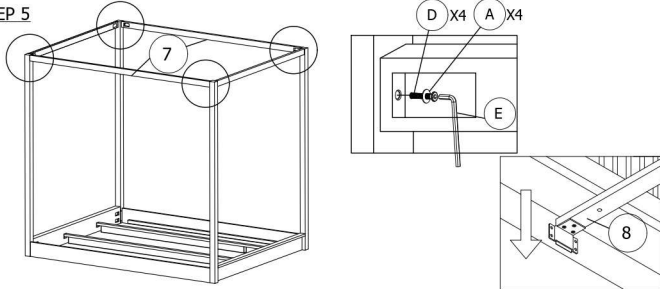


ASSEMBLY INSTRUCTION (AI)

STEP 4



STEP 5



STEP 6

