






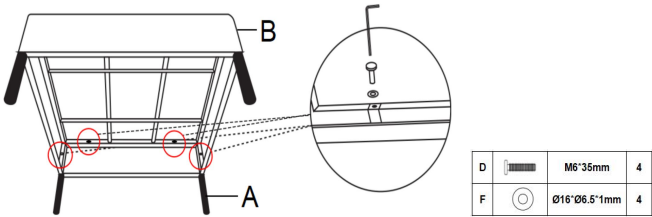


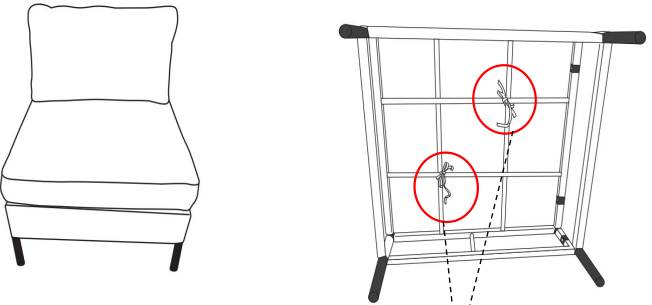
ASSEMBLY INSTRUCTIONS

A		B		D	 M6*35mm	F		G		H	
1PC Sofa Back		1PC Seat Panel		4PC Bolt		4PC Washer		1PC Allen Wrench		1PC Long Back Cushion	
J											
1PC Seat Cushion											

1. Keep the bolts loose.



2. Tighten all bolts, put the cushions onto the sofa.



NOTES: Please tie the seat cushion to the cross of twist rattan supports underneath the seat panel, do not tie to the weaving wicker!