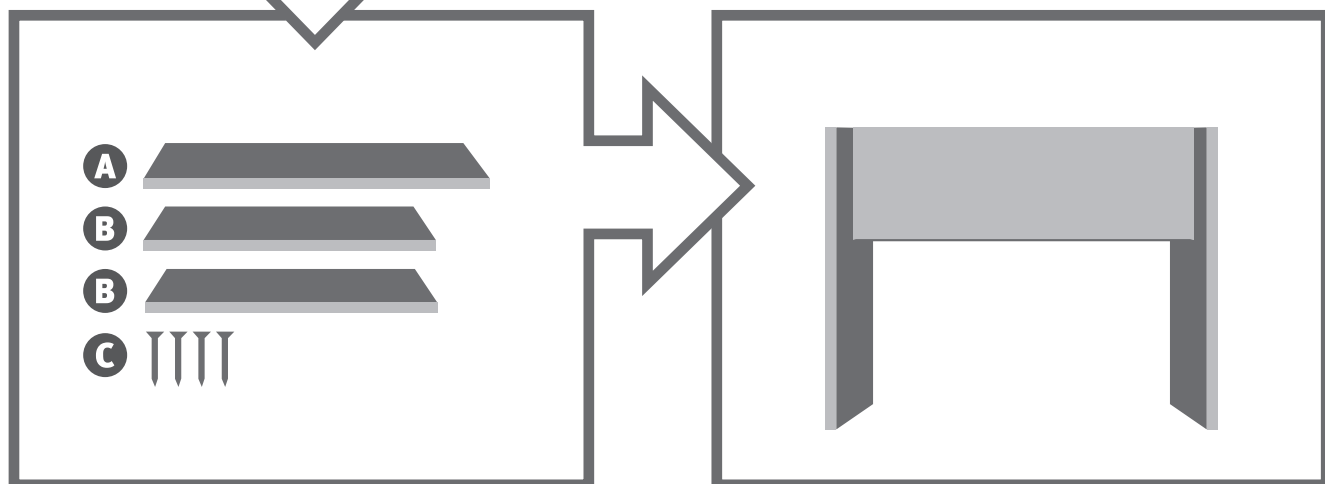



So lässt sich Ihr Mini Office bequem montieren:

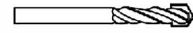
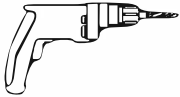


* Informationen zum Aufbau in der Montageanleitung

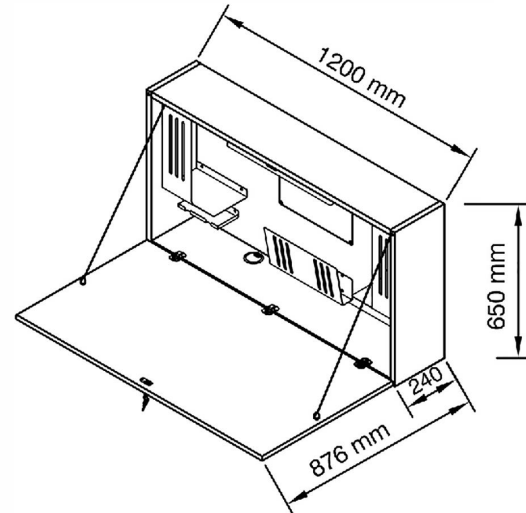
Montageanleitung : VWO12/*/* Wandbefestigung
 Assembly instruction

Stand: 10/2020

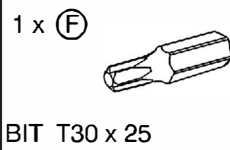
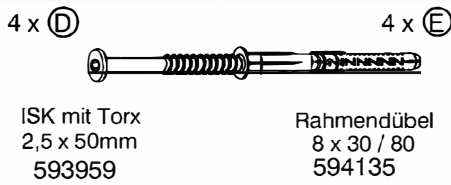
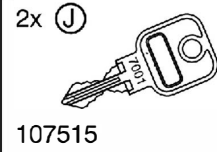
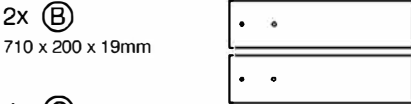
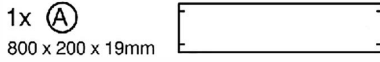
Sie benötigen dieses Werkzeug (tool) :



(Steinbohrer)
 1 x (K) Ø 8mm



Umverpackung = Montagehilfe



Achtung, Hinweis zur Montage:

- mitgeliefertes Schraube und Dübel nur für Ziegel / Beton (nicht für Leichtbauwände o.ä. geeignet !)
- Frontklappe nicht ungebremst herunterklappen lassen.

Attention, note on mounting material:

- Supplied screws and dowels only for brick / concrete
- Do not let the front flap fold down without braking.

